



MIATA TROPHY



MSVR Club Car Championships
Brands Hatch Indy
15th November 2025



SPORTS TIMING

TIMING SOLUTIONS LTD

Timing & Results Provided by Timing Solutions Ltd

www.tsl-timing.com

Miata Trophy

QUALIFYING - RACES 1 & 4 - CLASSIFICATION

POS	NO	CL	PIC	NAME	ENTRY	TIME	ON	LAPS	GAP	DIFF	MPH
1	23	NC	1	Ian ABEL	Mazda MX-5	1:06.387	8	11			65.50
2	63	NC	2	Oliver ALLWOOD	Mazda MX-5	1:06.570	8	11	0.183	0.183	65.32
3	55	NC	3	Simon FLEET	Mazda MX-5	1:06.896	8	10	0.509	0.326	65.00
4	111	ND	1	Aidan HILLS	Mazda MX-5	1:08.565	7	10	2.178	1.669	63.42
5	24*	NC	4	James COSSINS	Mazda MX-5	1:09.537	7	10	3.150	0.972	62.53
6	11	NC	5	Chris DAWKINS	Mazda MX-5	1:09.655	9	11	3.268	0.117	62.43
7	66	NC	6	Jack HARGRAVES	Mazda MX-5	1:09.992	8	10	3.605	0.337	62.13
8	82	NC	7	Michael KNIBBS	Mazda MX-5	1:09.997	8	10	3.610	0.005	62.12
9	46	NC	8	David ROBINSON	Mazda MX-5	1:09.998	8	11	3.611	0.001	62.12
10	25	NC	9	Will POWELL	Mazda MX-5	1:10.009	7	10	3.622	0.011	62.11
11	12	NC	10	Declan LEE	Mazda MX-5	1:10.015	8	11	3.628	0.006	62.10
12	84	Guest	1	Benjamin TAYLOR	Mazda MX-5	1:10.209	8	11	3.822	0.194	61.93
13	172	NC	11	Marcus ROSSWELL-POTTS	Mazda MX-5	1:10.255	8	11	3.868	0.046	61.89
14	17	NC	12	Will MORRIS	Mazda MX-5	1:10.391	9	11	4.004	0.136	61.77
15	127	NC	13	Lee DENDY-SADLER	Mazda MX-5	1:10.822	8	10	4.435	0.431	61.40
16	2	NC	14	John ROBINSON	Mazda MX-5	1:10.835	8	11	4.448	0.013	61.39
17	26	NC	15	Drew FLETCHER	Mazda MX-5	1:10.867	8	11	4.480	0.032	61.36
18	64	NC	16	Kamal KALSI	Mazda MX-5	1:10.907	8	11	4.520	0.040	61.32
19	77	NC	17	David NEWICK	Mazda MX-5	1:10.946	8	11	4.559	0.039	61.29
20	95	NC	18	Lee TAYLOR	Mazda MX-5	1:11.008	8	11	4.621	0.062	61.24
21	93	NC	19	Jack BREWER	Mazda MX-5	1:11.137	8	9	4.750	0.129	61.12
22	10	NC	20	Tyler MCALPIN	Mazda MX-5	1:11.174	8	11	4.787	0.037	61.09
23	14	NC	21	James BLAKE-BALDWIN	Mazda MX-5	1:11.185	8	11	4.798	0.011	61.08
24	78	ND Maxi	1	Brian CHANDLER	Mazda MX-5	1:11.311	7	10	4.924	0.126	60.98
25	68	NC	22	Simon BALDWIN	Mazda MX-5	1:11.328	7	10	4.941	0.017	60.96
26	69	NC	23	George GRANT	Mazda MX-5	1:11.354	9	11	4.967	0.026	60.94
27	28	NC	24	Jack HODGES	Mazda MX-5	1:11.425	9	11	5.038	0.071	60.88
28	176	NC	25	Damon WELLMAN	Mazda MX-5	1:11.736	9	11	5.349	0.311	60.61
29	444	NC	26	Jay COOMBS	Mazda MX-5	1:11.782	8	11	5.395	0.046	60.58
30	22	NC	27	Jazmine SHERRINGTON	Mazda MX-5	1:12.049	8	9	5.662	0.267	60.35
31	16	NC	28	Alister ESAM	Mazda MX-5	1:16.656	9	9	10.269	4.607	56.72
32	1	NC	29	John LANGRIDGE	Mazda MX-5	1:17.346	4	9	10.959	0.690	56.22

Car 24 - please fit a working transponder. NCR 12.6.2.2 applies

Qualifying session was undertaken under safety car conditions.
Times supplied as a guide only and will not be used to set the grid.

Weather / Track : FOG / Dry

These results are provisional until the conclusion of any judicial and technical matters.

Date: 15/11/2025 Start: 09:35 Finish: 09:50

Brands Hatch Indy: 1.2079 miles

Clerk Of Course: Ian Denyer

Timekeeper: Rob Cook



Miata Trophy

QUALIFYING - RACES 1 & 4 - LAP ANALYSIS

DIFF = Difference To Personal Best Lap, P = In Pit Lane, D = Time Disallowed

P1 23 Ian ABEL				
LAP	LAP TIME	MPH	DIFF	TIME OF DAY
1 -	1:15.935	57.26	9.548	09:37:56.993
2 -	1:24.212	51.63	17.825	09:39:21.205
3 -	1:33.181	46.66	26.794	09:40:54.386
4 -	1:14.714 (3)	58.20	8.327	09:42:09.100
5 -	1:22.562	52.67	16.175	09:43:31.662
6 -	1:18.238	55.58	11.851	09:44:49.900
7 -	1:18.355	55.49	11.968	09:46:08.255
8 -	1:06.387 (1)	65.50		09:47:14.642
9 -	1:13.698 (2)	59.00	7.311	09:48:28.340
10 -	1:15.812	57.36	9.425	09:49:44.152
11 -	1:26.504	50.27	20.117	09:51:10.656

P2 63 Oliver ALLWOOD				
LAP	LAP TIME	MPH	DIFF	TIME OF DAY
1 -	1:15.174	57.84	8.604	09:37:58.029
2 -	1:24.164	51.66	17.594	09:39:22.193
3 -	1:33.058	46.73	26.488	09:40:55.251
4 -	1:15.305 (3)	57.74	8.735	09:42:10.556
5 -	1:21.972	53.04	15.402	09:43:32.528
6 -	1:18.553	55.35	11.983	09:44:51.081
7 -	1:17.976	55.76	11.406	09:46:09.057
8 -	1:06.570 (1)	65.32		09:47:15.627
9 -	1:13.644 (2)	59.04	7.074	09:48:29.271
10 -	1:15.538	57.56	8.968	09:49:44.809
11 -	1:27.024	49.97	20.454	09:51:11.833

P3 55 Simon FLEET				
LAP	LAP TIME	MPH	DIFF	TIME OF DAY
1 -	1:14.438	58.41	7.542	09:37:58.969
2 -	1:24.967	51.17	18.071	09:39:23.936
3 -	1:32.538	46.99	25.642	09:40:56.474
4 -	1:15.266 (3)	57.77	8.370	09:42:11.740
5 -	1:22.168	52.92	15.272	09:43:33.908
6 -	1:18.522	55.38	11.626	09:44:52.430
7 -	1:17.603	56.03	10.707	09:46:10.033
8 -	1:06.896 (1)	65.00		09:47:16.929
9 -	1:13.513 (2)	59.15	6.617	09:48:30.442
10 -	1:15.452	57.63	8.556	09:49:45.894

P4 111 Aidan HILLS				
LAP	LAP TIME	MPH	DIFF	TIME OF DAY
1 -	1:26.103	50.50	17.538	09:37:46.388
2 -	1:21.284	53.49	12.719	09:39:07.672
3 -	1:32.719	46.90	24.154	09:40:40.391
4 -	1:17.639	56.01	9.074	09:41:58.030
5 -	2:19.104 P	31.26	1:10.539	09:44:17.134
6 -	2:09.156	33.66	1:00.591	09:46:26.290
7 -	1:08.565 (1)	63.42		09:47:34.855
8 -	1:14.928 (3)	58.03	6.363	09:48:49.783
9 -	1:09.777 (2)	62.32	1.212	09:49:59.560
10 -	1:28.991	48.86	20.426	09:51:28.551

P5 24 James COSSINS				
LAP	LAP TIME	MPH	DIFF	TIME OF DAY
1 -	1:23.503	52.07	13.965	09:39:24.913
2 -	1:32.702	46.90	23.164	09:40:57.615
3 -	1:15.199 (3)	57.82	5.661	09:42:12.814
4 -	1:21.636	53.26	12.099	09:43:34.450
5 -	1:20.130	54.26	10.592	09:44:54.580

DIFF = Difference To Personal Best Lap, P = In Pit Lane, D = Time Disallowed

6 -	1:16.795	56.62	7.258	09:46:11.375
7 -	1:09.537 (1)	62.53		09:47:20.912
8 -	1:10.138 (2)	62.00	0.601	09:48:31.051
9 -	1:18.929	55.09	9.392	09:49:49.980
10 -	1:28.199	49.30	18.662	09:51:18.179

P6 11 Chris DAWKINS				
LAP	LAP TIME	MPH	DIFF	TIME OF DAY
1 -	1:14.773	58.15	5.118	09:38:04.484
2 -	1:21.452	53.38	11.797	09:39:25.936
3 -	1:33.053	46.73	23.398	09:40:58.989
4 -	1:15.588 (3)	57.53	5.933	09:42:14.577
5 -	1:21.841	53.13	12.186	09:43:36.418
6 -	1:19.107	54.97	9.452	09:44:55.525
7 -	1:17.460	56.13	7.805	09:46:12.985
8 -	1:11.204 (2)	61.07	1.549	09:47:24.189
9 -	1:09.655 (1)	62.43		09:48:33.844
10 -	1:18.692	55.26	9.037	09:49:52.536
11 -	1:26.331	50.37	16.676	09:51:18.867

P7 66 Jack HARGRAVES				
LAP	LAP TIME	MPH	DIFF	TIME OF DAY
1 -	1:20.152	54.25	10.160	09:37:52.385
2 -	1:22.385	52.78	12.393	09:39:14.770
3 -	1:32.024	47.25	22.032	09:40:46.794
4 -	1:18.174	55.62	8.182	09:42:04.968
5 -	1:18.413	55.45	8.421	09:43:23.381
6 -	1:21.713	53.21	11.721	09:44:45.094
7 -	1:14.306 (3)	58.52	4.314	09:45:59.400
8 -	1:09.992 (1)	62.13		09:47:09.392
9 -	1:12.188 (2)	60.23	2.196	09:48:21.580
10 -	1:17.392	56.18	7.400	09:49:38.972

P8 82 Michael KNIBBS				
LAP	LAP TIME	MPH	DIFF	TIME OF DAY
1 -	1:23.525	52.06	13.528	09:37:50.259
2 -	1:21.984	53.04	11.987	09:39:12.243
3 -	1:31.297	47.63	21.300	09:40:43.540
4 -	1:16.268	57.01	6.271	09:41:59.808
5 -	1:21.052	53.65	11.055	09:43:20.860
6 -	1:23.147	52.30	13.150	09:44:44.007
7 -	1:13.833 (3)	58.89	3.836	09:45:57.840
8 -	1:09.997 (1)	62.12		09:47:07.837
9 -	1:11.336 (2)	60.95	1.339	09:48:19.173
10 -	1:16.800	56.62	6.803	09:49:35.973

P9 46 David ROBINSON				
LAP	LAP TIME	MPH	DIFF	TIME OF DAY
1 -	1:17.158	56.35	7.160	09:37:56.225
2 -	1:23.762	51.91	13.764	09:39:19.987
3 -	1:31.524	47.51	21.526	09:40:51.511
4 -	1:17.195	56.33	7.197	09:42:08.706
5 -	1:19.514	54.68	9.516	09:43:28.220
6 -	1:21.272	53.50	11.274	09:44:49.492
7 -	1:15.000 (3)	57.98	5.002	09:46:04.492
8 -	1:09.998 (1)	62.12		09:47:14.490
9 -	1:11.351 (2)	60.94	1.353	09:48:25.841
10 -	1:17.278	56.27	7.280	09:49:43.119
11 -	1:26.705	50.15	16.707	09:51:09.824

Miata Trophy

QUALIFYING - RACES 1 & 4 - LAP ANALYSIS

DIFF = Difference To Personal Best Lap, P = In Pit Lane, D = Time Disallowed

P10 25 Will POWELL				
LAP	LAP TIME	MPH	DIFF	TIME OF DAY
1 -	2:47.657	P 25.93	1:37.648	09:38:56.314
2 -	2:07.432	34.12	57.423	09:41:03.746
3 -	1:16.180	(3) 57.08	6.171	09:42:19.926
4 -	1:21.005	53.68	10.996	09:43:40.931
5 -	1:19.495	54.70	9.486	09:45:00.426
6 -	1:16.912	56.53	6.903	09:46:17.338
7 -	1:10.009	(1) 62.11		09:47:27.347
8 -	1:13.299	(2) 59.32	3.290	09:48:40.646
9 -	1:17.394	56.18	7.385	09:49:58.040
10 -	1:26.637	50.19	16.628	09:51:24.677

P11 12 Declan LEE				
LAP	LAP TIME	MPH	DIFF	TIME OF DAY
1 -	1:11.873	60.50	1.858	09:38:06.662
2 -	1:22.017	53.02	12.002	09:39:28.679
3 -	1:33.419	46.54	23.404	09:41:02.098
4 -	1:15.839	(3) 57.33	5.824	09:42:17.937
5 -	1:21.389	53.42	11.374	09:43:39.326
6 -	1:18.849	55.15	8.834	09:44:58.175
7 -	1:17.528	56.09	7.513	09:46:15.703
8 -	1:10.015	(1) 62.10		09:47:25.718
9 -	1:10.691	(2) 61.51	0.676	09:48:36.409
10 -	1:19.488	54.70	9.473	09:49:55.897
11 -	1:26.645	50.18	16.630	09:51:22.542

P12 84 Benjamin TAYLOR				
LAP	LAP TIME	MPH	DIFF	TIME OF DAY
1 -	1:14.129	58.66	3.920	09:38:10.066
2 -	1:19.550	54.66	9.341	09:39:29.616
3 -	1:33.074	46.72	22.865	09:41:02.690
4 -	1:16.207	(3) 57.06	5.998	09:42:18.897
5 -	1:21.331	53.46	11.122	09:43:40.228
6 -	1:18.956	55.07	8.747	09:44:59.184
7 -	1:17.156	56.36	6.947	09:46:16.340
8 -	1:10.209	(1) 61.93		09:47:26.549
9 -	1:13.538	(2) 59.13	3.329	09:48:40.087
10 -	1:16.937	56.52	6.728	09:49:57.024
11 -	1:26.555	50.24	16.346	09:51:23.579

P13 172 Marcus ROSSWELL-POTTS				
LAP	LAP TIME	MPH	DIFF	TIME OF DAY
1 -	1:17.712	55.95	7.457	09:37:54.804
2 -	1:23.946	51.80	13.691	09:39:18.750
3 -	1:30.984	47.79	20.729	09:40:49.734
4 -	1:17.951	55.78	7.696	09:42:07.685
5 -	1:19.054	55.00	8.799	09:43:26.739
6 -	1:21.670	53.24	11.415	09:44:48.409
7 -	1:14.369	(3) 58.47	4.114	09:46:02.778
8 -	1:10.255	(1) 61.89		09:47:13.033
9 -	1:11.710	(2) 60.64	1.455	09:48:24.743
10 -	1:17.069	56.42	6.814	09:49:41.812
11 -	1:26.779	50.11	16.524	09:51:08.591

P14 17 Will MORRIS				
LAP	LAP TIME	MPH	DIFF	TIME OF DAY
1 -	1:14.180	58.62	3.789	09:38:05.629
2 -	1:21.384	53.43	10.993	09:39:27.013
3 -	1:32.817	46.85	22.426	09:40:59.830
4 -	1:15.841	(3) 57.33	5.450	09:42:15.671

DIFF = Difference To Personal Best Lap, P = In Pit Lane, D = Time Disallowed

5 -	1:21.869	53.11	11.478	09:43:37.540
6 -	1:19.215	54.89	8.824	09:44:56.755
7 -	1:17.283	56.26	6.892	09:46:14.038
8 -	1:10.980	(2) 61.26	0.589	09:47:25.018
9 -	1:10.391	(1) 61.77		09:48:35.409
10 -	1:18.928	55.09	8.537	09:49:54.337
11 -	1:26.463	50.29	16.072	09:51:20.800

P15 127 Lee DENDY-SADLER				
LAP	LAP TIME	MPH	DIFF	TIME OF DAY
1 -	1:25.454	50.88	14.632	09:37:47.159
2 -	1:21.780	53.17	10.958	09:39:08.939
3 -	1:32.290	47.11	21.468	09:40:41.229
4 -	1:17.537	56.08	6.715	09:41:58.766
5 -	1:20.506	54.01	9.684	09:43:19.272
6 -	1:23.243	52.23	12.421	09:44:42.515
7 -	1:13.054	(3) 59.52	2.232	09:45:55.569
8 -	1:10.822	(1) 61.40		09:47:06.391
9 -	1:11.747	(2) 60.61	0.925	09:48:18.138
10 -	1:16.231	57.04	5.409	09:49:34.369

P16 2 John ROBINSON				
LAP	LAP TIME	MPH	DIFF	TIME OF DAY
1 -	1:19.266	54.86	8.431	09:37:54.022
2 -	1:23.356	52.16	12.521	09:39:17.378
3 -	1:31.407	47.57	20.572	09:40:48.785
4 -	1:17.767	55.91	6.932	09:42:06.552
5 -	1:18.873	55.13	8.038	09:43:25.425
6 -	1:22.025	53.01	11.190	09:44:47.450
7 -	1:13.841	(3) 58.89	3.006	09:46:01.291
8 -	1:10.835	(1) 61.39		09:47:12.126
9 -	1:11.401	(2) 60.90	0.566	09:48:23.527
10 -	1:17.240	56.29	6.405	09:49:40.767
11 -	1:26.227	50.43	15.392	09:51:06.994

P17 26 Drew FLETCHER				
LAP	LAP TIME	MPH	DIFF	TIME OF DAY
1 -	1:24.128	51.69	13.261	09:37:49.253
2 -	1:21.181	53.56	10.314	09:39:10.434
3 -	1:31.741	47.40	20.874	09:40:42.175
4 -	1:17.115	56.39	6.248	09:41:59.290
5 -	1:21.069	53.64	10.202	09:43:20.359
6 -	1:22.653	52.61	11.786	09:44:43.012
7 -	1:13.609	(3) 59.07	2.742	09:45:56.621
8 -	1:10.867	(1) 61.36		09:47:07.488
9 -	1:10.961	(2) 61.28	0.094	09:48:18.449
10 -	1:16.370	56.94	5.503	09:49:34.819
11 -	1:21.587	53.30	10.720	09:50:56.406

P18 64 Kamal KALSI				
LAP	LAP TIME	MPH	DIFF	TIME OF DAY
1 -	1:19.602	54.62	8.695	09:37:53.072
2 -	1:23.321	52.19	12.414	09:39:16.393
3 -	1:31.605	47.47	20.698	09:40:47.998
4 -	1:17.970	55.77	7.063	09:42:05.968
5 -	1:18.685	55.26	7.778	09:43:24.653
6 -	1:21.685	53.23	10.778	09:44:46.338
7 -	1:14.364	(3) 58.47	3.457	09:46:00.702
8 -	1:10.907	(1) 61.32		09:47:11.609
9 -	1:10.940	(2) 61.29	0.033	09:48:22.549
10 -	1:17.322	56.24	6.415	09:49:39.871
11 -	1:22.227	52.88	11.320	09:51:02.098

Miata Trophy

QUALIFYING - RACES 1 & 4 - LAP ANALYSIS

DIFF = Difference To Personal Best Lap, P = In Pit Lane, D = Time Disallowed

P19 77 David NEWICK				
LAP	LAP TIME	MPH	DIFF	TIME OF DAY
1 -	1:26.853	50.06	15.907	09:37:41.922
2 -	1:25.394	50.92	14.448	09:39:07.316
3 -	1:28.508	49.13	17.562	09:40:35.824
4 -	1:21.931	53.07	10.985	09:41:57.755
5 -	1:20.470	54.04	9.524	09:43:18.225
6 -	1:23.525	52.06	12.579	09:44:41.750
7 -	1:13.303 (3)	59.32	2.357	09:45:55.053
8 -	1:10.946 (1)	61.29		09:47:05.999
9 -	1:11.626 (2)	60.71	0.680	09:48:17.625
10 -	1:16.087	57.15	5.141	09:49:33.712
11 -	1:21.110	53.61	10.164	09:50:54.822

P20 95 Lee TAYLOR				
LAP	LAP TIME	MPH	DIFF	TIME OF DAY
1 -	1:14.183	58.61	3.175	09:38:12.847
2 -	1:22.595	52.64	11.587	09:39:35.442
3 -	1:30.951	47.81	19.943	09:41:06.393
4 -	1:17.228	56.30	6.220	09:42:23.621
5 -	1:20.156	54.25	9.148	09:43:43.777
6 -	1:18.692	55.26	7.684	09:45:02.469
7 -	1:17.968	55.77	6.960	09:46:20.437
8 -	1:11.008 (1)	61.24		09:47:31.445
9 -	1:13.082 (2)	59.50	2.074	09:48:44.527
10 -	1:29.261	48.71	18.253	09:50:13.788
11 -	1:15.914 (3)	57.28	4.906	09:51:29.702

P21 93 Jack BREWER				
LAP	LAP TIME	MPH	DIFF	TIME OF DAY
1 -	1:28.978	48.87	17.841	09:37:41.333
2 -	1:25.568	50.82	14.431	09:39:06.901
3 -	1:28.509	49.13	17.372	09:40:35.410
4 -	1:21.921	53.08	10.784	09:41:57.331
5 -	1:20.117	54.27	8.980	09:43:17.448
6 -	1:23.848	51.86	12.711	09:44:41.296
7 -	1:12.760 (3)	59.76	1.623	09:45:54.056
8 -	1:11.137 (1)	61.12		09:47:05.193
9 -	1:12.168 (2)	60.25	1.031	09:48:17.361

P22 10 Tyler MCALPIN				
LAP	LAP TIME	MPH	DIFF	TIME OF DAY
1 -	1:29.797	48.42	18.623	09:37:40.027
2 -	1:25.548	50.83	14.374	09:39:05.575
3 -	1:27.731	49.56	16.557	09:40:33.306
4 -	1:21.066	53.64	9.892	09:41:54.372
5 -	1:21.433	53.40	10.259	09:43:15.805
6 -	1:22.639	52.62	11.465	09:44:38.444
7 -	1:14.829 (3)	58.11	3.655	09:45:53.273
8 -	1:11.174 (1)	61.09		09:47:04.447
9 -	1:12.229 (2)	60.20	1.055	09:48:16.676
10 -	1:16.017	57.20	4.843	09:49:32.693
11 -	1:21.823	53.14	10.649	09:50:54.516

P23 14 James BLAKE-BALDWIN				
LAP	LAP TIME	MPH	DIFF	TIME OF DAY
1 -	1:32.253	47.13	21.068	09:37:39.181
2 -	1:25.485	50.86	14.300	09:39:04.666
3 -	1:27.768	49.54	16.583	09:40:32.434
4 -	1:20.636	53.92	9.451	09:41:53.070
5 -	1:21.958	53.05	10.773	09:43:15.028

DIFF = Difference To Personal Best Lap, P = In Pit Lane, D = Time Disallowed

6 -	1:22.527	52.69	11.342	09:44:37.555
7 -	1:14.968 (3)	58.00	3.783	09:45:52.523
8 -	1:11.185 (1)	61.08		09:47:03.708
9 -	1:12.092 (2)	60.32	0.907	09:48:15.800
10 -	1:16.034	57.19	4.849	09:49:31.834
11 -	1:21.989	53.03	10.804	09:50:53.823

P24 78 Brian CHANDLER				
LAP	LAP TIME	MPH	DIFF	TIME OF DAY
1 -	1:25.880	50.63	14.569	09:39:02.571
2 -	1:27.991	49.42	16.680	09:40:30.562
3 -	1:20.425	54.07	9.114	09:41:50.987
4 -	1:21.954	53.06	10.643	09:43:12.941
5 -	1:23.064	52.35	11.753	09:44:36.005
6 -	1:15.172 (3)	57.84	3.861	09:45:51.177
7 -	1:11.311 (1)	60.98		09:47:02.488
8 -	1:11.437 (2)	60.87	0.126	09:48:13.925
9 -	1:16.170	57.09	4.859	09:49:30.095
10 -	1:22.156	52.93	10.845	09:50:52.251

P25 68 Simon BALDWIN				
LAP	LAP TIME	MPH	DIFF	TIME OF DAY
1 -	1:25.827	50.66	14.499	09:39:04.060
2 -	1:27.574	49.65	16.246	09:40:31.634
3 -	1:20.589	53.96	9.261	09:41:52.223
4 -	1:21.849	53.12	10.521	09:43:14.072
5 -	1:22.799	52.52	11.471	09:44:36.871
6 -	1:15.081 (3)	57.91	3.753	09:45:51.952
7 -	1:11.328 (1)	60.96		09:47:03.280
8 -	1:11.956 (2)	60.43	0.628	09:48:15.236
9 -	1:16.050	57.18	4.722	09:49:31.286
10 -	1:21.918	53.08	10.590	09:50:53.204

P26 69 George GRANT				
LAP	LAP TIME	MPH	DIFF	TIME OF DAY
1 -	1:10.058	62.07		09:38:18.141
2 -	1:18.570	55.34	7.216	09:39:36.711
3 -	1:31.958	47.28	20.604	09:41:08.669
4 -	1:18.401	55.46	7.047	09:42:27.070
5 -	1:17.772	55.91	6.418	09:43:44.842
6 -	1:19.008	55.04	7.654	09:45:03.850
7 -	1:17.418	56.17	6.064	09:46:21.268
8 -	1:12.984 (2)	59.58	1.630	09:47:34.252
9 -	1:11.354 (1)	60.94		09:48:45.606
10 -	1:30.794	47.89	19.440	09:50:16.400
11 -	1:13.435 (3)	59.21	2.081	09:51:29.835

P27 28 Jack HODGES				
LAP	LAP TIME	MPH	DIFF	TIME OF DAY
1 -	1:31.613	47.46	20.188	09:37:33.203
2 -	1:27.892	49.47	16.467	09:39:01.095
3 -	1:25.628	50.78	14.203	09:40:26.723
4 -	1:23.158	52.29	11.733	09:41:49.881
5 -	1:20.769	53.84	9.344	09:43:10.650
6 -	1:21.640	53.26	10.215	09:44:32.290
7 -	1:17.344	56.22	5.919	09:45:49.634
8 -	1:12.213 (2)	60.21	0.788	09:47:01.847
9 -	1:11.425 (1)	60.88		09:48:13.272
10 -	1:15.701 (3)	57.44	4.276	09:49:28.973
11 -	1:22.371	52.79	10.946	09:50:51.344

Miata Trophy

QUALIFYING - RACES 1 & 4 - LAP ANALYSIS

DIFF = Difference To Personal Best Lap, P = In Pit Lane, D = Time Disallowed

P28 176 Damon WELLMAN				
LAP	LAP TIME	MPH	DIFF	TIME OF DAY
1 -	1:32.209	47.16	20.473	09:37:32.439
2 -	1:27.849	49.50	16.113	09:39:00.288
3 -	1:25.668	50.76	13.932	09:40:25.956
4 -	1:23.211	52.25	11.475	09:41:49.167
5 -	1:20.799	53.82	9.063	09:43:09.966
6 -	1:21.592	53.29	9.856	09:44:31.558
7 -	1:16.818	56.60	5.082	09:45:48.376
8 -	1:12.464 (2)	60.01	0.728	09:47:00.840
9 -	1:11.736 (1)	60.61		09:48:12.576
10 -	1:15.371 (3)	57.69	3.635	09:49:27.947
11 -	1:21.884	53.10	10.148	09:50:49.831

DIFF = Difference To Personal Best Lap, P = In Pit Lane, D = Time Disallowed

8 -	1:18.549 (2)	55.36	1.203	09:49:53.206
9 -	1:26.728	50.14	9.382	09:51:19.934

P29 444 Jay COOMBS				
LAP	LAP TIME	MPH	DIFF	TIME OF DAY
1 -	1:12.928	59.62	1.146	09:38:14.220
2 -	1:21.877	53.11	10.095	09:39:36.097
3 -	1:31.543	47.50	19.761	09:41:07.640
4 -	1:17.139	56.37	5.357	09:42:24.779
5 -	1:19.881	54.43	8.099	09:43:44.660
6 -	1:18.613	55.31	6.831	09:45:03.273
7 -	1:17.635	56.01	5.853	09:46:20.908
8 -	1:11.782 (1)	60.58		09:47:32.690
9 -	1:12.563 (2)	59.92	0.781	09:48:45.253
10 -	1:13.973 (3)	58.78	2.191	09:49:59.226
11 -	1:26.222	50.43	14.440	09:51:25.448

P30 22 Jazmine SHERRINGTON				
LAP	LAP TIME	MPH	DIFF	TIME OF DAY
1 -	1:24.728	51.32	12.679	09:37:48.059
2 -	1:46.612	40.78	34.563	09:39:34.671
3 -	1:30.252	48.18	18.203	09:41:04.923
4 -	1:17.355 (3)	56.21	5.306	09:42:22.278
5 -	1:19.949	54.39	7.900	09:43:42.227
6 -	1:19.124	54.95	7.075	09:45:01.351
7 -	1:17.365	56.20	5.316	09:46:18.716
8 -	1:12.049 (1)	60.35		09:47:30.765
9 -	1:13.127 (2)	59.46	1.078	09:48:43.892

P31 16 Alister ESAM				
LAP	LAP TIME	MPH	DIFF	TIME OF DAY
1 -	1:32.250	47.13	15.594	09:37:35.299
2 -	1:26.440	50.30	9.784	09:39:01.739
3 -	1:27.728	49.56	11.072	09:40:29.467
4 -	1:20.862 (3)	53.77	4.206	09:41:50.329
5 -	1:21.849	53.12	5.193	09:43:12.178
6 -	1:20.557 (2)	53.98	3.901	09:44:32.735
7 -	2:06.480 P	34.38	49.824	09:46:39.215
8 -	2:00.374	36.12	43.718	09:48:39.589
9 -	1:16.656 (1)	56.72		09:49:56.245

P32 1 John LANGRIDGE				
LAP	LAP TIME	MPH	DIFF	TIME OF DAY
1 -	1:20.523	54.00	3.177	09:37:51.426
2 -	1:21.893	53.10	4.547	09:39:13.319
3 -	1:30.892	47.84	13.546	09:40:44.211
4 -	1:17.346 (1)	56.22		09:42:01.557
5 -	1:20.474 (3)	54.03	3.128	09:43:22.031
6 -	3:13.434 P	22.48	1:56.088	09:46:35.465
7 -	1:59.192	36.48	41.846	09:48:34.657

Miata Trophy

QUALIFYING - RACES 1 & 4 - STATISTICS

Competitors Started 32
Planned Start 2025-11-15 @ 09:35:00.000
Actual Start 2025-11-15 @ 09:35:55.966
Finish Time 2025-11-15 @ 09:50:43.440
Track Length 1.2079mi.
Total Laps 346
Total Distance Covered 417.9491mi.

Session Fastest Lap History

NO	CL	NAME	LAP TIME	TIME OF DAY	LAP	VEHICLE
SC		SAFETY CAR	1:27.947	09:38:59.448	2	
176	NC	Damon WELLMAN	1:27.849	09:39:00.314	2	Mazda MX-5
16	NC	Alister ESAM	1:26.440	09:39:01.762	2	Mazda MX-5
78	ND Maxi	Brian CHANDLER	1:25.880	09:39:02.611	1	Mazda MX-5
68	NC	Simon BALDWIN	1:25.827	09:39:04.102	1	Mazda MX-5
14	NC	James BLAKE-BALDWIN	1:25.485	09:39:04.671	2	Mazda MX-5
77	NC	David NEWICK	1:25.394	09:39:07.362	2	Mazda MX-5
111	ND	Aidan HILLS	1:21.284	09:39:07.706	2	Mazda MX-5
26	NC	Drew FLETCHER	1:21.181	09:39:10.473	2	Mazda MX-5
84	Guest	Benjamin TAYLOR	1:19.550	09:39:29.649	2	Mazda MX-5
69	NC	George GRANT	1:18.570	09:39:36.736	2	Mazda MX-5
111	ND	Aidan HILLS	1:17.639	09:41:58.061	4	Mazda MX-5
127	NC	Lee DENDY-SADLER	1:17.537	09:41:58.804	4	Mazda MX-5
26	NC	Drew FLETCHER	1:17.115	09:41:59.369	4	Mazda MX-5
82	NC	Michael KNIBBS	1:16.268	09:41:59.834	4	Mazda MX-5
23	NC	Ian ABEL	1:14.714	09:42:09.154	4	Mazda MX-5
93	NC	Jack BREWER	1:12.760	09:45:54.056	7	Mazda MX-5
SC		SAFETY CAR	1:12.725	09:46:59.896	8	
176	NC	Damon WELLMAN	1:12.464	09:47:00.840	8	Mazda MX-5
28	NC	Jack HODGES	1:12.213	09:47:01.847	8	Mazda MX-5
78	ND Maxi	Brian CHANDLER	1:11.311	09:47:02.488	7	Mazda MX-5
14	NC	James BLAKE-BALDWIN	1:11.185	09:47:03.708	8	Mazda MX-5
10	NC	Tyler MCALPIN	1:11.174	09:47:04.447	8	Mazda MX-5
93	NC	Jack BREWER	1:11.137	09:47:05.193	8	Mazda MX-5
77	NC	David NEWICK	1:10.946	09:47:05.999	8	Mazda MX-5
127	NC	Lee DENDY-SADLER	1:10.822	09:47:06.391	8	Mazda MX-5
82	NC	Michael KNIBBS	1:09.997	09:47:07.837	8	Mazda MX-5
66	NC	Jack HARGRAVES	1:09.992	09:47:09.392	8	Mazda MX-5
23	NC	Ian ABEL	1:06.387	09:47:14.642	8	Mazda MX-5

Flag History

TYPE	TIME OF DAY
GREEN	09:35:55.966
SAFETY	09:35:56.959
FINISH	09:50:43.440

Flag Statistics

TYPE	COUNT	TOTAL LAPS	TOTAL TIME
Green	1	0	0.992
Red	0	0	0.000
Safety Car	1	10	14:46.481
FCY	0	0	0.000

Miata Trophy

QUALIFYING - RACES 1 & 4 - STATISTICS

CLASS : NC

29 Starters

Fastest Lap History

NO	NAME	LAP TIME	TIME OF DAY	LAP	VEHICLE
176	Damon WELLMAN	1:27.849	09:39:00.314	2	Mazda MX-5
16	Alister ESAM	1:26.440	09:39:01.762	2	Mazda MX-5
68	Simon BALDWIN	1:25.827	09:39:04.102	1	Mazda MX-5
14	James BLAKE-BALDWIN	1:25.485	09:39:04.671	2	Mazda MX-5
77	David NEWICK	1:25.394	09:39:07.362	2	Mazda MX-5
127	Lee DENDY-SADLER	1:21.780	09:39:08.975	2	Mazda MX-5
26	Drew FLETCHER	1:21.181	09:39:10.473	2	Mazda MX-5
69	George GRANT	1:18.570	09:39:36.736	2	Mazda MX-5
127	Lee DENDY-SADLER	1:17.537	09:41:58.804	4	Mazda MX-5
26	Drew FLETCHER	1:17.115	09:41:59.369	4	Mazda MX-5
82	Michael KNIBBS	1:16.268	09:41:59.834	4	Mazda MX-5
23	Ian ABEL	1:14.714	09:42:09.154	4	Mazda MX-5
93	Jack BREWER	1:12.760	09:45:54.056	7	Mazda MX-5
176	Damon WELLMAN	1:12.464	09:47:00.840	8	Mazda MX-5
28	Jack HODGES	1:12.213	09:47:01.847	8	Mazda MX-5
68	Simon BALDWIN	1:11.328	09:47:03.280	7	Mazda MX-5
14	James BLAKE-BALDWIN	1:11.185	09:47:03.708	8	Mazda MX-5
10	Tyler MCALPIN	1:11.174	09:47:04.447	8	Mazda MX-5
93	Jack BREWER	1:11.137	09:47:05.193	8	Mazda MX-5
77	David NEWICK	1:10.946	09:47:05.999	8	Mazda MX-5
127	Lee DENDY-SADLER	1:10.822	09:47:06.391	8	Mazda MX-5
82	Michael KNIBBS	1:09.997	09:47:07.837	8	Mazda MX-5
66	Jack HARGRAVES	1:09.992	09:47:09.392	8	Mazda MX-5
23	Ian ABEL	1:06.387	09:47:14.642	8	Mazda MX-5

Miata Trophy

QUALIFYING - RACES 1 & 4 - STATISTICS

CLASS : ND Maxi

1 Starters

Fastest Lap History

NO	NAME	LAP TIME	TIME OF DAY	LAP	VEHICLE
78	Brian CHANDLER	1:25.880	09:39:02.611	1	Mazda MX-5
78	Brian CHANDLER	1:20.425	09:41:51.024	3	Mazda MX-5
78	Brian CHANDLER	1:15.172	09:45:51.177	6	Mazda MX-5
78	Brian CHANDLER	1:11.311	09:47:02.488	7	Mazda MX-5

Miata Trophy

QUALIFYING - RACES 1 & 4 - STATISTICS

CLASS : ND

1 Starters

Fastest Lap History

NO	NAME	LAP TIME	TIME OF DAY	LAP	VEHICLE
111	Aidan HILLS	1:21.284	09:39:07.706	2	Mazda MX-5
111	Aidan HILLS	1:17.639	09:41:58.061	4	Mazda MX-5
111	Aidan HILLS	1:08.565	09:47:34.855	7	Mazda MX-5

Miata Trophy

QUALIFYING - RACES 1 & 4 - STATISTICS

CLASS : Guest


1 Starters

Fastest Lap History

NO	NAME	LAP TIME	TIME OF DAY	LAP	VEHICLE
84	Benjamin TAYLOR	1:19.550	09:39:29.649	2	Mazda MX-5
84	Benjamin TAYLOR	1:16.207	09:42:18.952	4	Mazda MX-5
84	Benjamin TAYLOR	1:10.209	09:47:26.549	8	Mazda MX-5

Miata Trophy

RACE 1 - GRID (20 minutes)

ROW 18	35	78 Brian CHANDLER	36	84 Benjamin TAYLOR
ROW 17				
ROW 16				
ROW 15	29	69 George GRANT	30	95 Lee TAYLOR
ROW 14	27	176 Damon WELLMAN	28	127 Lee DENDY-SADLER
ROW 13	25	22 Jazmine SHERRINGTON	26	172 Marcus ROSSWELL-POTTS
ROW 12	23	23 Ian ABEL	24	11 Chris DAWKINS
ROW 11	21	444 Jay COOMBS	22	16 Alister ESAM
ROW 10	19	68 Simon BALDWIN	20	46 David ROBINSON
ROW 9	17	77 David NEWICK	18	66 Jack HARGRAVES
ROW 8	15	28 Jack HODGES	16	14 James BLAKE-BALDWIN
ROW 7	13	82 Michael KNIBBS	14	55 Simon FLEET
ROW 6	11	63 Oliver ALLWOOD	12	64 Kamal KALSI
ROW 5	9	26 Drew FLETCHER	10	2 John ROBINSON
ROW 4	7	10 Tyler MCALPIN	8	25 Will POWELL
ROW 3	5	17 Will MORRIS	6	1 John LANGRIDGE
ROW 2	3	12 Declan LEE	4	93 Jack BREWER
ROW 1	1	111 Aidan HILLS	2	24 James COSSINS
Pole				
				

Grid set by championship order
Car 63 - 5 place grid penalty applied from previous event

These results are provisional until the conclusion of any judicial and technical matters.

Brands Hatch Indy: 1.2079 miles

Clerk Of Course: Ian Denyer

Timekeeper: Rob Cook



Miata Trophy

RACE 1 - CLASSIFICATION

Race Distance: 12 Laps / 14.49 miles

POS	NO	CL	PIC	NAME	ENTRY	LAPS	TIME	GAP	DIFF	MPH	BEST	ON	GRD	↑↓
1	24	NC	1	James COSSINS	Mazda MX-5	12	14:15.978			60.96	1:01.366	12	2	1
2	111	ND	1	Aidan HILLS	Mazda MX-5	12	14:17.932	1.954	1.954	60.82	1:00.978	12	1	-1
3	12	NC	2	Declan LEE	Mazda MX-5	12	14:19.044	3.066	1.112	60.74	1:01.703	12	3	0
4	17	NC	3	Will MORRIS	Mazda MX-5	12	14:19.788	3.810	0.744	60.69	1:01.842	11	5	1
5	10	NC	4	Tyler MCALPIN	Mazda MX-5	12	14:20.015	4.037	0.227	60.67	1:01.527	10	7	2
6	93	NC	5	Jack BREWER	Mazda MX-5	12	14:21.880	5.902	1.865	60.54	1:02.095	12	4	-2
7	63	NC	6	Oliver ALLWOOD	Mazda MX-5	12	14:22.122	6.144	0.242	60.52	1:01.917	11	11	4
8	1	NC	7	John LANGRIDGE	Mazda MX-5	12	14:22.475	6.497	0.353	60.50	1:01.559	12	6	-2
9	82	NC	8	Michael KNIBBS	Mazda MX-5	12	14:22.809	6.831	0.334	60.48	1:01.937	10	13	4
10	25	NC	9	Will POWELL	Mazda MX-5	12	14:23.274	7.296	0.465	60.44	1:01.681	12	8	-2
11	14	NC	10	James BLAKE-BALDWIN	Mazda MX-5	12	14:23.864	7.886	0.590	60.40	1:01.968	12	16	5
12	28	NC	11	Jack HODGES	Mazda MX-5	12	14:29.425	13.447	5.561	60.02	1:02.453	12	15	3
13	55	NC	12	Simon FLEET	Mazda MX-5	12	14:30.240	14.262	0.815	59.96	1:02.807	10	14	1
14	2	NC	13	John ROBINSON	Mazda MX-5	12	14:31.277	15.299	1.037	59.89	1:02.901	8	10	-4
15	176	NC	14	Damon WELLMAN	Mazda MX-5	12	14:31.597	15.619	0.320	59.87	1:02.701	12	27	12
16	64	NC	15	Kamal KALSI	Mazda MX-5	12	14:32.317	16.339	0.720	59.82	1:02.560	11	12	-4
17	127	NC	16	Lee DENDY-SADLER	Mazda MX-5	12	14:32.575	16.597	0.258	59.80	1:02.898	12	28	11
18	11	NC	17	Chris DAWKINS	Mazda MX-5	12	14:33.593	17.615	1.018	59.73	1:03.222	8	24	6
19	23	NC	18	Ian ABEL	Mazda MX-5	12	14:35.453	19.475	1.860	59.60	1:03.058	11	23	4
20	66	NC	19	Jack HARGRAVES	Mazda MX-5	12	14:37.159	21.181	1.706	59.49	1:03.378	12	18	-2
21	444	NC	20	Jay COOMBS	Mazda MX-5	12	14:37.591	21.613	0.432	59.46	1:03.426	12	21	0
22	26	NC	21	Drew FLETCHER	Mazda MX-5	12	14:38.303	22.325	0.712	59.41	1:03.028	10	9	-13
23	16	NC	22	Alister ESAM	Mazda MX-5	12	14:42.250	26.272	3.947	59.14	1:03.845	12	22	-1
24	172	NC	23	Marcus ROSSWELL-POTTS	Mazda MX-5	12	14:45.433	29.455	3.183	58.93	1:03.900	11	26	2
25	22	NC	24	Jazmine SHERRINGTON	Mazda MX-5	12	14:48.360	32.382	2.927	58.74	1:04.764	11	25	0
26	84	Guest	1	Benjamin TAYLOR	Mazda MX-5	12	14:48.921	32.943	0.561	58.70	1:03.196	11	32	6
27	95	NC	25	Lee TAYLOR	Mazda MX-5	12	15:18.288	1:02.310	29.367	56.82	1:06.165	7	30	3
28	68	NC	26	Simon BALDWIN	Mazda MX-5	11	14:28.851	1 Lap	1 Lap	55.05	1:02.473	10	19	-9

NOT CLASSIFIED

DNF	69	NC		George GRANT	Mazda MX-5	11	13:42.822	1 Lap		58.13	1:03.187	9	29	
DNF	78	ND Maxi		Brian CHANDLER	Mazda MX-5	7	9:15.814	5 Laps	4 Laps	54.76	1:04.663	7	31	
DNF	77	NC		David NEWICK	Mazda MX-5	1	1:15.485	11 Laps	6 Laps	57.60	1:15.485	1	17	
DNF	46	NC		David ROBINSON	Mazda MX-5	1	1:16.850	11 Laps	1.365	56.58	1:16.850	1	20	

FASTEST LAP

111	ND			Aidan HILLS	Mazda MX-5	12	1:00.978			71.31 mph			114.76 kph	
24	NC			James COSSINS	Mazda MX-5	12	1:01.366			70.86 mph			114.04 kph	
84	Guest			Benjamin TAYLOR	Mazda MX-5	11	1:03.196			68.81 mph			110.74 kph	
78	ND Maxi			Brian CHANDLER	Mazda MX-5	7	1:04.663			67.25 mph			108.22 kph	

Car 69 - 10 second time penalty applied for out of position start
Car 69 - not running at the time of red flag

Red Flag (end of session): 11:27

Weather / Track : Cloudy / Damp

These results are provisional until the conclusion of any judicial and technical matters.

Date: 15/11/2025 Start: 11:12 Finish: 11:26

Brands Hatch Indy: 1.2079 miles

Clerk Of Course: Ian Denyer

Timekeeper: Rob Cook



Miata Trophy

RACE 1 - LAP ANALYSIS

DIFF = Difference To Personal Best Lap, P = In Pit Lane, D = Time Disallowed

P1 24 James COSSINS				
LAP	LAP TIME	MPH	DIFF	TIME OF DAY
1 -	1:08.202	63.76	6.836	11:13:48.934
2 -	1:10.496	61.68	9.130	11:14:59.430
3 -	1:30.050	48.29	28.684	11:16:29.480
4 -	1:27.760	49.55	26.394	11:17:57.240
5 -	1:24.577	51.41	23.211	11:19:21.817
6 -	1:24.698	51.34	23.332	11:20:46.515
7 -	1:01.996	70.14	0.630	11:21:48.511
8 -	1:02.040	70.09	0.674	11:22:50.551
9 -	1:01.611 (3)	70.58	0.245	11:23:52.162
10 -	1:01.456 (2)	70.75	0.090	11:24:53.618
11 -	1:01.726	70.45	0.360	11:25:55.344
12 -	1:01.366 (1)	70.86		11:26:56.710

P2 111 Aidan HILLS				
LAP	LAP TIME	MPH	DIFF	TIME OF DAY
1 -	1:09.126	62.90	8.148	11:13:49.858
2 -	1:11.282	61.00	10.304	11:15:01.140
3 -	1:30.024	48.30	29.046	11:16:31.164
4 -	1:27.558	49.66	26.580	11:17:58.722
5 -	1:24.747	51.31	23.769	11:19:23.469
6 -	1:24.069	51.72	23.091	11:20:47.538
7 -	1:02.242	69.86	1.264	11:21:49.780
8 -	1:02.049	70.08	1.071	11:22:51.829
9 -	1:01.833 (3)	70.32	0.855	11:23:53.662
10 -	1:01.349 (2)	70.88	0.371	11:24:55.011
11 -	1:02.675	69.38	1.697	11:25:57.686
12 -	1:00.978 (1)	71.31		11:26:58.664

P3 12 Declan LEE				
LAP	LAP TIME	MPH	DIFF	TIME OF DAY
1 -	1:08.921	63.09	7.218	11:13:49.653
2 -	1:10.979	61.26	9.276	11:15:00.632
3 -	1:29.781	48.43	28.078	11:16:30.413
4 -	1:27.463	49.71	25.760	11:17:57.876
5 -	1:24.972	51.17	23.269	11:19:22.848
6 -	1:24.426	51.50	22.723	11:20:47.274
7 -	1:02.300	69.80	0.597	11:21:49.574
8 -	1:02.003 (3)	70.13	0.300	11:22:51.577
9 -	1:02.163	69.95	0.460	11:23:53.740
10 -	1:02.339	69.75	0.636	11:24:56.079
11 -	1:01.994 (2)	70.14	0.291	11:25:58.073
12 -	1:01.703 (1)	70.47		11:26:59.776

P4 17 Will MORRIS				
LAP	LAP TIME	MPH	DIFF	TIME OF DAY
1 -	1:10.083	62.04	8.241	11:13:50.815
2 -	1:12.154	60.26	10.312	11:15:02.969
3 -	1:30.330	48.14	28.488	11:16:33.299
4 -	1:27.641	49.61	25.799	11:18:00.940
5 -	1:24.254	51.61	22.412	11:19:25.194
6 -	1:23.011	52.38	21.169	11:20:48.205
7 -	1:02.317	69.78	0.475	11:21:50.522
8 -	1:02.004 (3)	70.13	0.162	11:22:52.526
9 -	1:01.898 (2)	70.25	0.056	11:23:54.424
10 -	1:02.067	70.06	0.225	11:24:56.491
11 -	1:01.842 (1)	70.31		11:25:58.333
12 -	1:02.187	69.92	0.345	11:27:00.520

DIFF = Difference To Personal Best Lap, P = In Pit Lane, D = Time Disallowed

P5 10 Tyler MCALPIN				
LAP	LAP TIME	MPH	DIFF	TIME OF DAY
1 -	1:09.708	62.38	8.181	11:13:50.440
2 -	1:11.403	60.90	9.876	11:15:01.843
3 -	1:30.179	48.22	28.652	11:16:32.022
4 -	1:27.522	49.68	25.995	11:17:59.544
5 -	1:24.525	51.44	22.998	11:19:24.069
6 -	1:23.689	51.96	22.162	11:20:47.758
7 -	1:02.081	70.04	0.554	11:21:49.839
8 -	1:02.030 (3)	70.10	0.503	11:22:51.869
9 -	1:01.911 (2)	70.23	0.384	11:23:53.780
10 -	1:01.527 (1)	70.67		11:24:55.307
11 -	1:02.255	69.85	0.728	11:25:57.562
12 -	1:03.185	68.82	1.658	11:27:00.747

P6 93 Jack BREWER				
LAP	LAP TIME	MPH	DIFF	TIME OF DAY
1 -	1:10.913	61.32	8.818	11:13:51.645
2 -	1:12.580	59.91	10.485	11:15:04.225
3 -	1:30.125	48.25	28.030	11:16:34.350
4 -	1:27.481	49.70	25.386	11:18:01.831
5 -	1:24.080	51.71	21.985	11:19:25.911
6 -	1:22.649	52.61	20.554	11:20:48.560
7 -	1:02.879	69.15	0.784	11:21:51.439
8 -	1:02.442	69.64	0.347	11:22:53.881
9 -	1:02.204 (3)	69.90	0.109	11:23:56.085
10 -	1:02.123 (2)	69.99	0.028	11:24:58.208
11 -	1:02.309	69.79	0.214	11:26:00.517
12 -	1:02.095 (1)	70.03		11:27:02.612

P7 63 Oliver ALLWOOD				
LAP	LAP TIME	MPH	DIFF	TIME OF DAY
1 -	1:11.486	60.83	9.569	11:13:52.218
2 -	1:13.415	59.23	11.498	11:15:05.633
3 -	1:30.618	47.98	28.701	11:16:36.251
4 -	1:27.991	49.42	26.074	11:18:04.242
5 -	1:22.861	52.48	20.944	11:19:27.103
6 -	1:22.119	52.95	20.202	11:20:49.222
7 -	1:02.940	69.09	1.023	11:21:52.162
8 -	1:02.305	69.79	0.388	11:22:54.467
9 -	1:02.212 (3)	69.89	0.295	11:23:56.679
10 -	1:02.034 (2)	70.10	0.117	11:24:58.713
11 -	1:01.917 (1)	70.23		11:26:00.630
12 -	1:02.224	69.88	0.307	11:27:02.854

P8 1 John LANGRIDGE				
LAP	LAP TIME	MPH	DIFF	TIME OF DAY
1 -	1:09.674	62.41	8.115	11:13:50.406
2 -	1:12.036	60.36	10.477	11:15:02.442
3 -	1:30.115	48.25	28.556	11:16:32.557
4 -	1:27.697	49.58	26.138	11:18:00.254
5 -	1:24.507	51.45	22.948	11:19:24.761
6 -	1:23.231	52.24	21.672	11:20:47.992
7 -	1:03.457	68.52	1.898	11:21:51.449
8 -	1:03.808	68.15	2.249	11:22:55.257
9 -	1:01.937 (2)	70.21	0.378	11:23:57.194
10 -	1:01.964 (3)	70.17	0.405	11:24:59.158
11 -	1:02.490	69.58	0.931	11:26:01.648
12 -	1:01.559 (1)	70.64		11:27:03.207

Miata Trophy

RACE 1 - LAP ANALYSIS

DIFF = Difference To Personal Best Lap, P = In Pit Lane, D = Time Disallowed

P9 82 Michael KNIBBS				
LAP	LAP TIME	MPH	DIFF	TIME OF DAY
1 -	1:12.177	60.24	10.240	11:13:52.909
2 -	1:14.171	58.62	12.234	11:15:07.080
3 -	1:30.195	48.21	28.258	11:16:37.275
4 -	1:28.015	49.40	26.078	11:18:05.290
5 -	1:22.630	52.62	20.693	11:19:27.920
6 -	1:21.303	53.48	19.366	11:20:49.223
7 -	1:03.258	68.74	1.321	11:21:52.481
8 -	1:02.517	69.55	0.580	11:22:54.998
9 -	1:01.978 (2)	70.16	0.041	11:23:56.976
10 -	1:01.937 (1)	70.21		11:24:58.913
11 -	1:02.154 (3)	69.96	0.217	11:26:01.067
12 -	1:02.474	69.60	0.537	11:27:03.541

P10 25 Will POWELL				
LAP	LAP TIME	MPH	DIFF	TIME OF DAY
1 -	1:11.219	61.05	9.538	11:13:51.951
2 -	1:12.958	59.60	11.277	11:15:04.909
3 -	1:30.493	48.05	28.812	11:16:35.402
4 -	1:27.393	49.75	25.712	11:18:02.795
5 -	1:23.762	51.91	22.081	11:19:26.557
6 -	1:22.368	52.79	20.687	11:20:48.925
7 -	1:03.029	68.99	1.348	11:21:51.954
8 -	1:02.232	69.87	0.551	11:22:54.186
9 -	1:02.211 (3)	69.90	0.530	11:23:56.397
10 -	1:02.073 (2)	70.05	0.392	11:24:58.470
11 -	1:03.855	68.10	2.174	11:26:02.325
12 -	1:01.681 (1)	70.50		11:27:04.006

P11 14 James BLAKE-BALDWIN				
LAP	LAP TIME	MPH	DIFF	TIME OF DAY
1 -	1:12.447	60.02	10.479	11:13:53.179
2 -	1:14.465	58.39	12.497	11:15:07.644
3 -	1:30.474	48.06	28.506	11:16:38.118
4 -	1:27.961	49.43	25.993	11:18:06.079
5 -	1:22.521	52.69	20.553	11:19:28.600
6 -	1:20.733	53.86	18.765	11:20:49.333
7 -	1:03.378	68.61	1.410	11:21:52.711
8 -	1:02.959	69.07	0.991	11:22:55.670
9 -	1:02.331 (3)	69.76	0.363	11:23:58.001
10 -	1:02.275 (2)	69.82	0.307	11:25:00.276
11 -	1:02.352	69.74	0.384	11:26:02.628
12 -	1:01.968 (1)	70.17		11:27:04.596

P12 28 Jack HODGES				
LAP	LAP TIME	MPH	DIFF	TIME OF DAY
1 -	1:13.841	58.89	11.388	11:13:54.573
2 -	1:15.141	57.87	12.688	11:15:09.714
3 -	1:30.215	48.20	27.762	11:16:39.929
4 -	1:27.875	49.48	25.422	11:18:07.804
5 -	1:22.860	52.48	20.407	11:19:30.664
6 -	1:19.674	54.57	17.221	11:20:50.338
7 -	1:04.731	67.17	2.278	11:21:55.069
8 -	1:03.120	68.89	0.667	11:22:58.189
9 -	1:03.037 (3)	68.98	0.584	11:24:01.226
10 -	1:03.502	68.47	1.049	11:25:04.728
11 -	1:02.976 (2)	69.05	0.523	11:26:07.704
12 -	1:02.453 (1)	69.63		11:27:10.157

DIFF = Difference To Personal Best Lap, P = In Pit Lane, D = Time Disallowed

P13 55 Simon FLEET				
LAP	LAP TIME	MPH	DIFF	TIME OF DAY
1 -	1:12.977	59.58	10.170	11:13:53.709
2 -	1:15.056	57.93	12.249	11:15:08.765
3 -	1:30.308	48.15	27.501	11:16:39.073
4 -	1:27.982	49.42	25.175	11:18:07.055
5 -	1:22.643	52.61	19.836	11:19:29.698
6 -	1:20.387	54.09	17.580	11:20:50.085
7 -	1:03.803	68.15	0.996	11:21:53.888
8 -	1:03.296	68.70	0.489	11:22:57.184
9 -	1:02.954 (2)	69.07	0.147	11:24:00.138
10 -	1:02.807 (1)	69.23		11:25:02.945
11 -	1:03.043 (3)	68.97	0.236	11:26:05.988
12 -	1:04.984	66.91	2.177	11:27:10.972

P14 2 John ROBINSON				
LAP	LAP TIME	MPH	DIFF	TIME OF DAY
1 -	1:13.540	59.13	10.639	11:13:54.272
2 -	1:16.214	57.05	13.313	11:15:10.486
3 -	1:30.135	48.24	27.234	11:16:40.621
4 -	1:27.942	49.44	25.041	11:18:08.563
5 -	1:22.765	52.54	19.864	11:19:31.328
6 -	1:19.247	54.87	16.346	11:20:50.575
7 -	1:04.138	67.80	1.237	11:21:54.713
8 -	1:02.901 (1)	69.13		11:22:57.614
9 -	1:03.186 (3)	68.82	0.285	11:24:00.800
10 -	1:04.852	67.05	1.951	11:25:05.652
11 -	1:03.291	68.70	0.390	11:26:08.943
12 -	1:03.066 (2)	68.95	0.165	11:27:12.009

P15 176 Damon WELLMAN				
LAP	LAP TIME	MPH	DIFF	TIME OF DAY
1 -	1:15.792	57.37	13.091	11:13:56.524
2 -	1:19.208	54.90	16.507	11:15:15.732
3 -	1:29.289	48.70	26.588	11:16:45.021
4 -	1:27.249	49.84	24.548	11:18:12.270
5 -	1:24.115	51.69	21.414	11:19:36.385
6 -	1:15.237	57.79	12.536	11:20:51.622
7 -	1:04.618	67.29	1.917	11:21:56.240
8 -	1:03.869	68.08	1.168	11:23:00.109
9 -	1:03.372	68.62	0.671	11:24:03.481
10 -	1:02.961 (2)	69.06	0.260	11:25:06.442
11 -	1:03.186 (3)	68.82	0.485	11:26:09.628
12 -	1:02.701 (1)	69.35		11:27:12.329

P16 64 Kamal KALSI				
LAP	LAP TIME	MPH	DIFF	TIME OF DAY
1 -	1:20.476	54.03	17.916	11:14:01.208
2 -	1:19.750	54.52	17.190	11:15:20.958
3 -	1:28.606	49.07	26.046	11:16:49.564
4 -	1:27.516	49.68	24.956	11:18:17.080
5 -	1:24.722	51.32	22.162	11:19:41.802
6 -	1:11.819	60.54	9.259	11:20:53.621
7 -	1:04.351	67.57	1.791	11:21:57.972
8 -	1:03.820	68.13	1.260	11:23:01.792
9 -	1:02.665 (2)	69.39	0.105	11:24:04.457
10 -	1:02.956 (3)	69.07	0.396	11:25:07.413
11 -	1:02.560 (1)	69.51		11:26:09.973
12 -	1:03.076	68.94	0.516	11:27:13.049

Miata Trophy

RACE 1 - LAP ANALYSIS

DIFF = Difference To Personal Best Lap, P = In Pit Lane, D = Time Disallowed

P17 127 Lee DENDY-SADLER				
LAP	LAP TIME	MPH	DIFF	TIME OF DAY
1 -	1:16.055	57.17	13.157	11:13:56.787
2 -	1:20.347	54.12	17.449	11:15:17.134
3 -	1:29.346	48.67	26.448	11:16:46.480
4 -	1:27.256	49.83	24.358	11:18:13.736
5 -	1:24.504	51.46	21.606	11:19:38.240
6 -	1:14.111	58.67	11.213	11:20:52.351
7 -	1:04.781	67.12	1.883	11:21:57.132
8 -	1:03.245 (3)	68.75	0.347	11:23:00.377
9 -	1:03.607	68.36	0.709	11:24:03.984
10 -	1:03.005 (2)	69.01	0.107	11:25:06.989
11 -	1:03.420	68.56	0.522	11:26:10.409
12 -	1:02.898 (1)	69.13		11:27:13.307

P18 11 Chris DAWKINS				
LAP	LAP TIME	MPH	DIFF	TIME OF DAY
1 -	1:15.544	57.56	12.322	11:13:56.276
2 -	1:17.175	56.34	13.953	11:15:13.451
3 -	1:30.211	48.20	26.989	11:16:43.662
4 -	1:27.007	49.97	23.785	11:18:10.669
5 -	1:23.971	51.78	20.749	11:19:34.640
6 -	1:16.311	56.98	13.089	11:20:50.951
7 -	1:04.743	67.16	1.521	11:21:55.694
8 -	1:03.222 (1)	68.78		11:22:58.916
9 -	1:04.246	67.68	1.024	11:24:03.162
10 -	1:03.222 (1)	68.78		11:25:06.384
11 -	1:03.338 (3)	68.65	0.116	11:26:09.722
12 -	1:04.603	67.31	1.381	11:27:14.325

P19 23 Ian ABEL				
LAP	LAP TIME	MPH	DIFF	TIME OF DAY
1 -	1:19.574	54.64	16.516	11:14:00.306
2 -	1:18.063	55.70	15.005	11:15:18.369
3 -	1:29.193	48.75	26.135	11:16:47.562
4 -	1:27.283	49.82	24.225	11:18:14.845
5 -	1:24.836	51.25	21.778	11:19:39.681
6 -	1:12.750	59.77	9.692	11:20:52.431
7 -	1:05.080	66.81	2.022	11:21:57.511
8 -	1:04.955	66.94	1.897	11:23:02.466
9 -	1:03.418 (3)	68.57	0.360	11:24:05.884
10 -	1:04.147	67.79	1.089	11:25:10.031
11 -	1:03.058 (1)	68.96		11:26:13.089
12 -	1:03.096 (2)	68.92	0.038	11:27:16.185

P20 66 Jack HARGRAVES				
LAP	LAP TIME	MPH	DIFF	TIME OF DAY
1 -	1:15.292	57.75	11.914	11:13:56.024
2 -	1:17.927	55.80	14.549	11:15:13.951
3 -	1:30.154	48.23	26.776	11:16:44.105
4 -	1:27.248	49.84	23.870	11:18:11.353
5 -	1:24.329	51.56	20.951	11:19:35.682
6 -	1:15.556	57.55	12.178	11:20:51.238
7 -	1:05.953	65.93	2.575	11:21:57.191
8 -	1:04.850	67.05	1.472	11:23:02.041
9 -	1:03.630 (3)	68.34	0.252	11:24:05.671
10 -	1:05.367	66.52	1.989	11:25:11.038
11 -	1:03.475 (2)	68.50	0.097	11:26:14.513
12 -	1:03.378 (1)	68.61		11:27:17.891

DIFF = Difference To Personal Best Lap, P = In Pit Lane, D = Time Disallowed

P21 444 Jay COOMBS				
LAP	LAP TIME	MPH	DIFF	TIME OF DAY
1 -	1:21.244	53.52	17.818	11:14:01.976
2 -	1:20.587	53.96	17.161	11:15:22.563
3 -	1:28.711	49.01	25.285	11:16:51.274
4 -	1:27.643	49.61	24.217	11:18:18.917
5 -	1:24.608	51.39	21.182	11:19:43.525
6 -	1:11.409	60.89	7.983	11:20:54.934
7 -	1:04.614	67.30	1.188	11:21:59.548
8 -	1:03.850	68.10	0.424	11:23:03.398
9 -	1:04.355	67.57	0.929	11:24:07.753
10 -	1:03.581 (3)	68.39	0.155	11:25:11.334
11 -	1:03.563 (2)	68.41	0.137	11:26:14.897
12 -	1:03.426 (1)	68.56		11:27:18.323

P22 26 Drew FLETCHER				
LAP	LAP TIME	MPH	DIFF	TIME OF DAY
1 -	1:11.928	60.45	8.900	11:13:52.660
2 -	2:17.454	31.63	1:14.426	11:16:10.114
3 -	1:12.395	60.06	9.367	11:17:22.509
4 -	1:07.961	63.98	4.933	11:18:30.470
5 -	1:16.990	56.48	13.962	11:19:47.460
6 -	1:11.040	61.21	8.012	11:20:58.500
7 -	1:03.491	68.49	0.463	11:22:01.991
8 -	1:04.459	67.46	1.431	11:23:06.450
9 -	1:03.071 (2)	68.94	0.043	11:24:09.521
10 -	1:03.028 (1)	68.99		11:25:12.549
11 -	1:03.131 (3)	68.88	0.103	11:26:15.680
12 -	1:03.355	68.63	0.327	11:27:19.035

P23 16 Alister ESAM				
LAP	LAP TIME	MPH	DIFF	TIME OF DAY
1 -	1:19.437	54.74	15.592	11:14:00.169
2 -	1:21.569	53.31	17.724	11:15:21.738
3 -	1:28.618	49.07	24.773	11:16:50.356
4 -	1:27.644	49.61	23.799	11:18:18.000
5 -	1:24.851	51.24	21.006	11:19:42.851
6 -	1:11.574	60.75	7.729	11:20:54.425
7 -	1:05.661	66.22	1.816	11:22:00.086
8 -	1:04.869	67.03	1.024	11:23:04.955
9 -	1:04.501 (2)	67.41	0.656	11:24:09.456
10 -	1:04.734 (3)	67.17	0.889	11:25:14.190
11 -	1:04.947	66.95	1.102	11:26:19.137
12 -	1:03.845 (1)	68.11		11:27:22.982

P24 172 Marcus ROSSWELL-POTTS				
LAP	LAP TIME	MPH	DIFF	TIME OF DAY
1 -	1:20.521	54.00	16.621	11:14:01.253
2 -	1:22.103	52.96	18.203	11:15:23.356
3 -	1:28.816	48.96	24.916	11:16:52.172
4 -	1:27.678	49.59	23.778	11:18:19.850
5 -	1:24.725	51.32	20.825	11:19:44.575
6 -	1:12.055	60.35	8.155	11:20:56.630
7 -	1:05.419	66.47	1.519	11:22:02.049
8 -	1:05.505	66.38	1.605	11:23:07.554
9 -	1:04.687 (3)	67.22	0.787	11:24:12.241
10 -	1:04.554 (2)	67.36	0.654	11:25:16.795
11 -	1:03.900 (1)	68.05		11:26:20.695
12 -	1:05.470	66.42	1.570	11:27:26.165

Miata Trophy

RACE 1 - LAP ANALYSIS

DIFF = Difference To Personal Best Lap, P = In Pit Lane, D = Time Disallowed

P25 22 Jazmine SHERRINGTON				
LAP	LAP TIME	MPH	DIFF	TIME OF DAY
1 -	1:21.474	53.37	16.710	11:14:02.206
2 -	1:21.990	53.03	17.226	11:15:24.196
3 -	1:28.726	49.01	23.962	11:16:52.922
4 -	1:27.625	49.62	22.861	11:18:20.547
5 -	1:24.832	51.26	20.068	11:19:45.379
6 -	1:11.702	60.64	6.938	11:20:57.081
7 -	1:06.115	65.77	1.351	11:22:03.196
8 -	1:06.124	65.76	1.360	11:23:09.320
9 -	1:05.077	66.82	0.313	11:24:14.397
10 -	1:04.879 (2)	67.02	0.115	11:25:19.276
11 -	1:04.764 (1)	67.14		11:26:24.040
12 -	1:05.052 (3)	66.84	0.288	11:27:29.092

P26 84 Benjamin TAYLOR				
LAP	LAP TIME	MPH	DIFF	TIME OF DAY
1 -	1:19.917	54.41	16.721	11:14:00.649
2 -	1:18.922	55.10	15.726	11:15:19.571
3 -	1:29.321	48.68	26.125	11:16:48.892
4 -	1:27.185	49.87	23.989	11:18:16.077
5 -	1:24.929	51.20	21.733	11:19:41.006
6 -	1:12.176	60.25	8.980	11:20:53.182
7 -	1:05.428	66.46	2.232	11:21:58.610
8 -	1:04.189 (2)	67.74	0.993	11:23:02.799
9 -	1:05.025	66.87	1.829	11:24:07.824
10 -	1:04.394	67.53	1.198	11:25:12.218
11 -	1:03.196 (1)	68.81		11:26:15.414
12 -	1:04.239 (3)	67.69	1.043	11:27:19.653

P27 95 Lee TAYLOR				
LAP	LAP TIME	MPH	DIFF	TIME OF DAY
1 -	1:22.125	52.95	15.960	11:14:02.857
2 -	1:22.395	52.77	16.230	11:15:25.252
3 -	1:29.116	48.79	22.951	11:16:54.368
4 -	1:27.174	49.88	21.009	11:18:21.542
5 -	1:25.320	50.96	19.155	11:19:46.862
6 -	1:11.369	60.93	5.204	11:20:58.231
7 -	1:06.165 (1)	65.72		11:22:04.396
8 -	1:23.998	51.77	17.833	11:23:28.394
9 -	1:07.127	64.78	0.962	11:24:35.521
10 -	1:06.843 (3)	65.05	0.678	11:25:42.364
11 -	1:06.315 (2)	65.57	0.150	11:26:48.679
12 -	1:10.341	61.82	4.176	11:27:59.020

P28 68 Simon BALDWIN				
LAP	LAP TIME	MPH	DIFF	TIME OF DAY
1 -	1:14.118	58.67	11.645	11:13:54.850
2 -	1:16.855	56.58	14.382	11:15:11.705
3 -	1:29.675	48.49	27.202	11:16:41.380
4 -	1:28.193	49.30	25.720	11:18:09.573
5 -	1:22.891	52.46	20.418	11:19:32.464
6 -	1:18.257	55.56	15.784	11:20:50.721
7 -	1:05.309	66.58	2.836	11:21:56.030
8 -	1:02.608 (2)	69.45	0.135	11:22:58.638
9 -	2:05.103	34.76	1:02.630	11:25:03.741
10 -	1:02.473 (1)	69.60		11:26:06.214
11 -	1:03.369 (3)	68.62	0.896	11:27:09.583

Miata Trophy

RACE 1 - LAP ANALYSIS

DIFF = Difference To Personal Best Lap, P = In Pit Lane, D = Time Disallowed

P29 69 George GRANT				
LAP	LAP TIME	MPH	DIFF	TIME OF DAY
1 -	1:20.142	54.26	16.955	11:14:00.874
2 -	1:18.085	55.69	14.898	11:15:18.959
3 -	1:29.312	48.69	26.125	11:16:48.271
4 -	1:27.290	49.81	24.103	11:18:15.561
5 -	1:24.844	51.25	21.657	11:19:40.405
6 -	1:12.399	60.06	9.212	11:20:52.804
7 -	1:04.964	66.93	1.777	11:21:57.768
8 -	1:05.357	66.53	2.170	11:23:03.125
9 -	1:03.187 (1)	68.82		11:24:06.312
10 -	1:03.779 (3)	68.18	0.592	11:25:10.091
11 -	1:03.463 (2)	68.52	0.276	11:26:13.554

P30 78 Brian CHANDLER				
LAP	LAP TIME	MPH	DIFF	TIME OF DAY
1 -	1:16.807 (3)	56.61	12.144	11:13:57.539
2 -	1:18.889	55.12	14.226	11:15:16.428
3 -	1:29.150	48.77	24.487	11:16:45.578
4 -	1:27.439	49.73	22.776	11:18:13.017
5 -	1:24.129	51.68	19.466	11:19:37.146
6 -	1:14.737 (2)	58.18	10.074	11:20:51.883
7 -	1:04.663 (1)	67.25		11:21:56.546

P31 77 David NEWICK				
LAP	LAP TIME	MPH	DIFF	TIME OF DAY
1 -	1:15.485 (1)	57.60		11:13:56.217

P32 46 David ROBINSON				
LAP	LAP TIME	MPH	DIFF	TIME OF DAY
1 -	1:16.850 (1)	56.58		11:13:57.582

Miata Trophy

RACE 1 - LAP CHART

LAP 1 @ 11:13:48.934			LAP 2 @ 11:14:59.430			LAP 3 @ 11:16:29.480			LAP 4 @ 11:17:57.240			LAP 5 @ 11:19:21.817		
NO	BEHIND	LAP TIME	NO	BEHIND	LAP TIME	NO	BEHIND	LAP TIME	NO	BEHIND	LAP TIME	NO	BEHIND	LAP TIME
24		1:08.202	24		1:10.496	24		1:30.050	24		1:27.760	24		1:24.577
12	0.719	1:08.921	12	1.202	1:10.979	12	0.933	1:29.781	12	0.636	1:27.463	12	1.031	1:24.972
111	0.924	1:09.126	111	1.710	1:11.282	111	1.684	1:30.024	111	1.482	1:27.558	111	1.652	1:24.747
1	1.472	1:09.674	10	2.413	1:11.403	10	2.542	1:30.179	10	2.304	1:27.522	10	2.252	1:24.525
10	1.506	1:09.708	1	3.012	1:12.036	1	3.077	1:30.115	1	3.014	1:27.697	1	2.944	1:24.507
17	1.881	1:10.083	17	3.539	1:12.154	17	3.819	1:30.330	17	3.700	1:27.641	17	3.377	1:24.254
93	2.711	1:10.913	93	4.795	1:12.580	93	4.870	1:30.125	93	4.591	1:27.481	93	4.094	1:24.080
25	3.017	1:11.219	25	5.479	1:12.958	25	5.922	1:30.493	25	5.555	1:27.393	25	4.740	1:23.762
63	3.284	1:11.486	63	6.203	1:13.415	63	6.771	1:30.618	63	7.002	1:27.991	63	5.286	1:22.861
26	3.726	1:11.928	82	7.650	1:14.171	82	7.795	1:30.195	82	8.050	1:28.015	82	6.103	1:22.630
82	3.975	1:12.177	14	8.214	1:14.465	14	8.638	1:30.474	14	8.839	1:27.961	14	6.783	1:22.521
14	4.245	1:12.447	55	9.335	1:15.056	55	9.593	1:30.308	55	9.815	1:27.982	55	7.881	1:22.643
55	4.775	1:12.977	28	10.284	1:15.141	28	10.449	1:30.215	28	10.564	1:27.875	28	8.847	1:22.860
2	5.338	1:13.540	2	11.056	1:16.214	2	11.141	1:30.135	2	11.323	1:27.942	2	9.511	1:22.765
28	5.639	1:13.841	68	12.275	1:16.855	68	11.900	1:29.675	68	12.333	1:28.193	68	10.647	1:22.891
68	5.916	1:14.118	11	14.021	1:17.175	11	14.182	1:30.211	11	13.429	1:27.007	11	12.823	1:23.971
66	7.090	1:15.292	66	14.521	1:17.927	66	14.625	1:30.154	66	14.113	1:27.248	66	13.865	1:24.329
77	7.283	1:15.485	176	16.302	1:19.208	176	15.541	1:29.289	176	15.030	1:27.249	176	14.568	1:24.115
11	7.342	1:15.544	78	16.998	1:18.889	78	16.098	1:29.150	78	15.777	1:27.439	78	15.329	1:24.129
176	7.590	1:15.792	127	17.704	1:20.347	127	17.000	1:29.346	127	16.496	1:27.256	127	16.423	1:24.504
127	7.853	1:16.055	23	18.939	1:18.063	23	18.082	1:29.193	23	17.605	1:27.283	23	17.864	1:24.836
78	8.605	1:16.807	69	19.529	1:18.085	69	18.791	1:29.312	69	18.321	1:27.290	69	18.588	1:24.844
46	8.648	1:16.850	84	20.141	1:18.922	84	19.412	1:29.321	84	18.837	1:27.185	84	19.189	1:24.929
16	11.235	1:19.437	64	21.528	1:19.750	64	20.084	1:28.606	64	19.840	1:27.516	64	19.985	1:24.722
23	11.372	1:19.574	16	22.308	1:21.569	16	20.876	1:28.618	16	20.760	1:27.644	16	21.034	1:24.851
84	11.715	1:19.917	444	23.133	1:20.587	444	21.794	1:28.711	444	21.677	1:27.643	444	21.708	1:24.608
69	11.940	1:20.142	172	23.926	1:22.103	172	22.692	1:28.816	172	22.610	1:27.678	172	22.758	1:24.725
64	12.274	1:20.476	22	24.766	1:21.990	22	23.442	1:28.726	22	23.307	1:27.625	22	23.562	1:24.832
172	12.319	1:20.521	95	25.822	1:22.395	95	24.888	1:29.116	95	24.302	1:27.174	95	25.045	1:25.320
444	13.042	1:21.244	26	1:10.684	2:17.454	26	53.029	1:12.395	26	33.230	1:07.961	26	25.643	1:16.990
22	13.272	1:21.474							SC	3 Laps	1:24.506			
95	13.923	1:22.125												

Miata Trophy

RACE 1 - LAP CHART

LAP 6 @ 11:20:46.515			LAP 7 @ 11:21:48.511			LAP 8 @ 11:22:50.551			LAP 9 @ 11:23:52.162			LAP 10 @ 11:24:53.618		
NO	BEHIND	LAP TIME	NO	BEHIND	LAP TIME	NO	BEHIND	LAP TIME	NO	BEHIND	LAP TIME	NO	BEHIND	LAP TIME
24		1:24.698	24		1:01.996	24		1:02.040	24		1:01.611	24		1:01.456
12	0.759	1:24.426	12	1.063	1:02.300	12	1.026	1:02.003	111	1.500	1:01.833	111	1.393	1:01.349
111	1.023	1:24.069	111	1.269	1:02.242	111	1.278	1:02.049	12	1.578	1:02.163	10	1.689	1:01.527
10	1.243	1:23.689	10	1.328	1:02.081	10	1.318	1:02.030	10	1.618	1:01.911	12	2.461	1:02.339
1	1.477	1:23.231	17	2.011	1:02.317	17	1.975	1:02.004	17	2.262	1:01.898	17	2.873	1:02.067
17	1.690	1:23.011	93	2.928	1:02.879	93	3.330	1:02.442	93	3.923	1:02.204	93	4.590	1:02.123
93	2.045	1:22.649	1	2.938	1:03.457	25	3.635	1:02.232	25	4.235	1:02.211	25	4.852	1:02.073
25	2.410	1:22.368	25	3.443	1:03.029	63	3.916	1:02.305	63	4.517	1:02.212	63	5.095	1:02.034
63	2.707	1:22.119	63	3.651	1:02.940	82	4.447	1:02.517	82	4.814	1:01.978	82	5.295	1:01.937
82	2.708	1:21.303	82	3.970	1:03.258	1	4.706	1:03.808	1	5.032	1:01.937	1	5.540	1:01.964
14	2.818	1:20.733	14	4.200	1:03.378	14	5.119	1:02.959	14	5.839	1:02.331	14	6.658	1:02.275
55	3.570	1:20.387	55	5.377	1:03.803	55	6.633	1:03.296	55	7.976	1:02.954	55	9.327	1:02.807
28	3.823	1:19.674	2	6.202	1:04.138	2	7.063	1:02.901	2	8.638	1:03.186	68	1 Lap	2:05.103
2	4.060	1:19.247	28	6.558	1:04.731	28	7.638	1:03.120	28	9.064	1:03.037	28	11.110	1:03.502
68	4.206	1:18.257	11	7.183	1:04.743	68	8.087	1:02.608	11	11.000	1:04.246	2	12.034	1:04.852
11	4.436	1:16.311	68	7.519	1:05.309	11	8.365	1:03.222	176	11.319	1:03.372	11	12.766	1:03.222
66	4.723	1:15.556	176	7.729	1:04.618	176	9.558	1:03.869	127	11.822	1:03.607	176	12.824	1:02.961
176	5.107	1:15.237	78	8.035	1:04.663	127	9.826	1:03.245	64	12.295	1:02.665	127	13.371	1:03.005
78	5.368	1:14.737	127	8.621	1:04.781	64	11.241	1:03.820	66	13.509	1:03.630	64	13.795	1:02.956
127	5.836	1:14.111	66	8.680	1:05.953	66	11.490	1:04.850	23	13.722	1:03.418	23	16.413	1:04.147
23	5.916	1:12.750	23	9.000	1:05.080	23	11.915	1:04.955	69	14.150	1:03.187	69	16.473	1:03.779
69	6.289	1:12.399	69	9.257	1:04.964	84	12.248	1:04.189	444	15.591	1:04.355	66	17.420	1:05.367
84	6.667	1:12.176	64	9.461	1:04.351	69	12.574	1:05.357	84	15.662	1:05.025	444	17.716	1:03.581
64	7.106	1:11.819	84	10.099	1:05.428	444	12.847	1:03.850	16	17.294	1:04.501	84	18.600	1:04.394
16	7.910	1:11.574	444	11.037	1:04.614	16	14.404	1:04.869	26	17.359	1:03.071	26	18.931	1:03.028
444	8.419	1:11.409	16	11.575	1:05.661	26	15.899	1:04.459	172	20.079	1:04.687	16	20.572	1:04.734
172	10.115	1:12.055	26	13.480	1:03.491	172	17.003	1:05.505	22	22.235	1:05.077	172	23.177	1:04.554
22	10.566	1:11.702	172	13.538	1:05.419	22	18.769	1:06.124	95	43.359	1:07.127	22	25.658	1:04.879
95	11.716	1:11.369	22	14.685	1:06.115	95	37.843	1:23.998				95	48.746	1:06.843
26	11.985	1:11.040	95	15.885	1:06.165									

Miata Trophy

RACE 1 - LAP CHART

LAP 11 @ 11:25:55.344			LAP 12 @ 11:26:56.710		
NO	BEHIND	LAP TIME	NO	BEHIND	LAP TIME
24		1:01.726	24		1:01.366
10	2.218	1:02.255	111	1.954	1:00.978
111	2.342	1:02.675	12	3.066	1:01.703
12	2.729	1:01.994	17	3.810	1:02.187
17	2.989	1:01.842	10	4.037	1:03.185
93	5.173	1:02.309	93	5.902	1:02.095
63	5.286	1:01.917	63	6.144	1:02.224
82	5.723	1:02.154	1	6.497	1:01.559
1	6.304	1:02.490	82	6.831	1:02.474
25	6.981	1:03.855	25	7.296	1:01.681
14	7.284	1:02.352	14	7.886	1:01.968
55	10.644	1:03.043	68	1 Lap	1:03.369
68	1 Lap	1:02.473	28	13.447	1:02.453
28	12.360	1:02.976	55	14.262	1:04.984
2	13.599	1:03.291	2	15.299	1:03.066
176	14.284	1:03.186	176	15.619	1:02.701
11	14.378	1:03.338	64	16.339	1:03.076
64	14.629	1:02.560	127	16.597	1:02.898
127	15.065	1:03.420	11	17.615	1:04.603
23	17.745	1:03.058	23	19.475	1:03.096
69	18.210	1:03.463	66	21.181	1:03.378
66	19.169	1:03.475	444	21.613	1:03.426
444	19.553	1:03.563	26	22.325	1:03.355
84	20.070	1:03.196	84	22.943	1:04.239
26	20.336	1:03.131	16	26.272	1:03.845
16	23.793	1:04.947	172	29.455	1:05.470
172	25.351	1:03.900	22	32.382	1:05.052
22	28.696	1:04.764	95	1:02.310	1:10.341
95	53.335	1:06.315			

Miata Trophy

RACE 1 - POSITION CHART

No	Name	Lap Pos	Lap												
			1	2	3	4	5	6	7	8	9	10	11	12	
111	HILLS	1	24	24	24	24	24	24	24	24	24	24	24	24	24
24	COSSINS	2	12	12	12	12	12	12	12	12	111	111	10	111	
12	LEE	3	111	111	111	111	111	111	111	111	12	10	111	12	
93	BREWER	4	1	10	10	10	10	10	10	10	10	12	12	17	
17	MORRIS	5	10	1	1	1	1	1	17	17	17	17	17	10	
1	LANGRIDGE	6	17	17	17	17	17	17	93	93	93	93	93	93	
10	MCALPIN	7	93	93	93	93	93	93	1	25	25	25	63	63	
25	POWELL	8	25	25	25	25	25	25	25	63	63	63	82	1	
26	FLETCHER	9	63	63	63	63	63	63	63	82	82	82	1	82	
2	ROBINSON	10	26	82	82	82	82	82	82	1	1	1	25	25	
63	ALLWOOD	11	82	14	14	14	14	14	14	14	14	14	14	14	
64	KALSI	12	14	55	55	55	55	55	55	55	55	55	55	28	
82	KNIBBS	13	55	28	28	28	28	28	2	2	2	28	28	55	
55	FLEET	14	2	2	2	2	2	2	28	28	28	2	2	2	
28	HODGES	15	28	68	68	68	68	68	11	68	11	11	176	176	
14	BLAKE-BALDWIN	16	68	11	11	11	11	11	68	11	176	176	11	64	
77	NEWICK	17	66	66	66	66	66	66	176	176	127	127	64	127	
66	HARGRAVES	18	77	176	176	176	176	176	78	127	64	64	127	11	
68	BALDWIN	19	11	78	78	78	78	78	127	64	66	23	23	23	
46	ROBINSON	20	176	127	127	127	127	127	66	66	23	69	69	66	
444	COOMBS	21	127	23	23	23	23	23	23	23	69	66	66	444	
16	ESAM	22	78	69	69	69	69	69	69	84	444	444	444	26	
23	ABEL	23	46	84	84	84	84	84	64	69	84	84	84	84	
11	DAWKINS	24	16	64	64	64	64	64	84	444	16	26	26	16	
22	SHERRINGTON	25	23	16	16	16	16	16	444	16	26	16	16	172	
172	ROSSWELL-POTTS	26	84	444	444	444	444	444	16	26	172	172	172	22	
176	WELLMAN	27	69	172	172	172	172	172	26	172	22	22	22	95	
127	DENDY-SADLER	28	64	22	22	22	22	22	172	22	95	95	95		
69	GRANT	29	172	95	95	95	95	95	22	95	68	68	68		
95	TAYLOR	30	444	26	26	26	26	26	95						
78	CHANDLER	31	22												
84	TAYLOR	32	95												

Miata Trophy

RACE 1 - STATISTICS

Competitors Started 32
Planned Start 2025-11-15 @ 11:10:00.000
Actual Start 2025-11-15 @ 11:12:40.731
Finish Time 2025-11-15 @ 11:26:56.709
Track Length 1.2079mi.
Total Laps 356
Total Distance Covered 430.0286mi.

Session Fastest Lap History

NO	CL	NAME	LAP TIME	TIME OF DAY	LAP	VEHICLE
24	NC	James COSSINS	1:08.202	11:13:48.934	1	Mazda MX-5
26	NC	Drew FLETCHER	1:07.961	11:18:30.551	4	Mazda MX-5
24	NC	James COSSINS	1:01.996	11:21:48.511	7	Mazda MX-5
24	NC	James COSSINS	1:01.611	11:23:52.162	9	Mazda MX-5
24	NC	James COSSINS	1:01.456	11:24:53.618	10	Mazda MX-5
111	ND	Aidan HILLS	1:01.349	11:24:55.031	10	Mazda MX-5
111	ND	Aidan HILLS	1:00.978	11:26:58.683	12	Mazda MX-5

Session Leader History

NO	CL	NAME	FROM LAP	LAPS LED	DISTANCE	VEHICLE
24	NC	James COSSINS	1	12	14.49 miles	Mazda MX-5

Flag History

TYPE	TIME OF DAY
GREEN	11:12:40.731
SAFETY	11:14:24.192
GREEN	11:20:43.278
FINISH	11:26:56.709

Flag Statistics

TYPE	COUNT	TOTAL LAPS	TOTAL TIME
Green	2	8	10:42.156
Red	0	0	0.000
Safety Car	1	4	6:19.085
FCY	0	0	0.000

Miata Trophy

RACE 1 - STATISTICS

CLASS : NC

29 Starters

Fastest Lap History

NO	NAME	LAP TIME	TIME OF DAY	LAP	VEHICLE
24	James COSSINS	1:08.202	11:13:48.934	1	Mazda MX-5
26	Drew FLETCHER	1:07.961	11:18:30.551	4	Mazda MX-5
24	James COSSINS	1:01.996	11:21:48.511	7	Mazda MX-5
24	James COSSINS	1:01.611	11:23:52.162	9	Mazda MX-5
24	James COSSINS	1:01.456	11:24:53.618	10	Mazda MX-5
24	James COSSINS	1:01.366	11:26:56.710	12	Mazda MX-5

Leader History

NO	NAME	FROM LAP	LAPS LED	DISTANCE	VEHICLE
24	James COSSINS	1	12	14.49 miles	Mazda MX-5

Miata Trophy

RACE 1 - STATISTICS

CLASS : ND Maxi

1 Starters

Fastest Lap History

NO	NAME	LAP TIME	TIME OF DAY	LAP	VEHICLE
78	Brian CHANDLER	1:16.807	11:13:57.575	1	Mazda MX-5
78	Brian CHANDLER	1:14.737	11:20:51.932	6	Mazda MX-5
78	Brian CHANDLER	1:04.663	11:21:56.609	7	Mazda MX-5

Leader History

NO	NAME	FROM LAP	LAPS LED	DISTANCE	VEHICLE
78	Brian CHANDLER	1	7	8.45 miles	Mazda MX-5

Miata Trophy

RACE 1 - STATISTICS

CLASS : ND

1 Starters

Fastest Lap History

NO	NAME	LAP TIME	TIME OF DAY	LAP	VEHICLE
111	Aidan HILLS	1:09.126	11:13:49.796	1	Mazda MX-5
111	Aidan HILLS	1:02.242	11:21:49.780	7	Mazda MX-5
111	Aidan HILLS	1:02.049	11:22:51.767	8	Mazda MX-5
111	Aidan HILLS	1:01.833	11:23:53.680	9	Mazda MX-5
111	Aidan HILLS	1:01.349	11:24:55.031	10	Mazda MX-5
111	Aidan HILLS	1:00.978	11:26:58.683	12	Mazda MX-5

Leader History

NO	NAME	FROM LAP	LAPS LED	DISTANCE	VEHICLE
111	Aidan HILLS	1	12	14.49 miles	Mazda MX-5

Miata Trophy

RACE 1 - STATISTICS

CLASS : Guest

1 Starters

Fastest Lap History

NO	NAME	LAP TIME	TIME OF DAY	LAP	VEHICLE
84	Benjamin TAYLOR	1:19.917	11:14:00.680	1	Mazda MX-5
84	Benjamin TAYLOR	1:18.922	11:15:19.611	2	Mazda MX-5
84	Benjamin TAYLOR	1:12.176	11:20:53.210	6	Mazda MX-5
84	Benjamin TAYLOR	1:05.428	11:21:58.635	7	Mazda MX-5
84	Benjamin TAYLOR	1:04.189	11:23:02.841	8	Mazda MX-5
84	Benjamin TAYLOR	1:03.196	11:26:15.440	11	Mazda MX-5

Leader History

NO	NAME	FROM LAP	LAPS LED	DISTANCE	VEHICLE
84	Benjamin TAYLOR	1	12	14.49 miles	Mazda MX-5

Miata Trophy

RACE 4 - CLASSIFICATION

Race Distance: 19 Laps / 22.95 miles

POS	NO	CL	PIC	NAME	ENTRY	LAPS	TIME	GAP	DIFF	MPH	BEST	ON	GRD	↑↓
1	10	NC	1	Tyler MCALPIN	Mazda MX-5	19	20:07.677			68.41	56.925	10	3	2
2	1	NC	2	John LANGRIDGE	Mazda MX-5	19	20:10.372	2.695	2.695	68.26	56.850	16	5	3
3	111	ND	1	Aidan HILLS	Mazda MX-5	19	20:10.662	2.985	0.290	68.24	56.890	19	10	7
4	17	NC	3	Will MORRIS	Mazda MX-5	19	20:11.369	3.692	0.707	68.20	56.429	18	6	2
5	12	NC	4	Declan LEE	Mazda MX-5	19	20:11.414	3.737	0.045	68.20	57.182	10	8	3
6	25	NC	5	Will POWELL	Mazda MX-5	19	20:11.941	4.264	0.527	68.17	57.008	15	2	-4
7	68	NC	6	Simon BALDWIN	Mazda MX-5	19	20:13.415	5.738	1.474	68.09	56.857	16	19	12
8	14	NC	7	James BLAKE-BALDWIN	Mazda MX-5	19	20:13.660	5.983	0.245	68.07	56.981	13	16	8
9	63	NC	8	Oliver ALLWOOD	Mazda MX-5	19	20:13.852	6.175	0.192	68.06	57.002	16	4	-5
10	24	NC	9	James COSSINS	Mazda MX-5	19	20:22.163	14.486	8.311	67.60	57.301	15	9	-1
11	78	ND Maxi	1	Brian CHANDLER	Mazda MX-5	19	20:22.293	14.616	0.130	67.59	57.466	17	31	20
12	82	NC	10	Michael KNIBBS	Mazda MX-5	19	20:23.284	15.607	0.991	67.54	57.585	17	13	1
13	93	NC	11	Jack BREWER	Mazda MX-5	19	20:23.500	15.823	0.216	67.53	56.887	18	7	-6
14	26	NC	12	Drew FLETCHER	Mazda MX-5	19	20:23.662	15.985	0.162	67.52	57.893	13	1	-13
15	127	NC	13	Lee DENDY-SADLER	Mazda MX-5	19	20:29.300	21.623	5.638	67.21	58.191	12	28	13
16	176	NC	14	Damon WELLMAN	Mazda MX-5	19	20:29.494	21.817	0.194	67.20	57.661	18	27	11
17	16	NC	15	Alister ESAM	Mazda MX-5	19	20:31.213	23.536	1.719	67.10	57.461	19	22	5
18	2	NC	16	John ROBINSON	Mazda MX-5	19	20:31.253	23.576	0.040	67.10	58.347	17	11	-7
19	444	NC	17	Jay COOMBS	Mazda MX-5	19	20:32.577	24.900	1.324	67.03	57.913	12	21	2
20	55	NC	18	Simon FLEET	Mazda MX-5	19	20:34.046	26.369	1.469	66.95	58.064	19	14	-6
21	64	NC	19	Kamal KALSI	Mazda MX-5	19	20:34.362	26.685	0.316	66.93	57.960	19	12	-9
22	77	NC	20	David NEWICK	Mazda MX-5	19	20:37.449	29.772	3.087	66.76	58.499	17	17	-5
23	66	NC	21	Jack HARGRAVES	Mazda MX-5	19	20:38.126	30.449	0.677	66.73	58.562	17	18	-5
24	172	NC	22	Marcus ROSSWELL-POTTS	Mazda MX-5	19	20:42.959	35.282	4.833	66.47	58.898	15	26	2
25	46	NC	23	David ROBINSON	Mazda MX-5	19	20:46.197	38.520	3.238	66.30	58.554	17	20	-5
26	95	NC	24	Lee TAYLOR	Mazda MX-5	19	20:47.398	39.721	1.201	66.23	59.135	17	30	4
27	28	NC	25	Jack HODGES	Mazda MX-5	19	20:54.522	46.845	7.124	65.86	57.540	15	15	-12
28	22	NC	26	Jasmine SHERRINGTON	Mazda MX-5	19	21:00.348	52.671	5.826	65.55	59.458	15	25	-3

NOT CLASSIFIED

DNF	11	NC		Chris DAWKINS	Mazda MX-5	13	14:42.023	6 Laps	6 Laps	64.09	58.369	12	24	
DNF	69	NC		George GRANT	Mazda MX-5	4	4:14.737	15 Laps	9 Laps	68.28	59.366	4	29	
DNF	23	NC		Ian ABEL	Mazda MX-5	3	3:17.041	16 Laps	1 Lap	66.20	1:00.212	3	23	

FASTEST LAP

17	NC			Will MORRIS	Mazda MX-5	18	56.429			77.06 mph		124.02 kph	
111	ND			Aidan HILLS	Mazda MX-5	19	56.890			76.43 mph		123.01 kph	
78	ND Maxi			Brian CHANDLER	Mazda MX-5	17	57.466			75.67 mph		121.78 kph	

Weather / Track : Cloudy / Dry

These results are provisional until the conclusion of any judicial and technical matters.

Date: 15/11/2025 Start: 14:04 Finish: 14:24

Brands Hatch Indy: 1.2079 miles

Clerk Of Course: Ian Denyer

Timekeeper: Rob Cook



Miata Trophy

RACE 4 - LAP ANALYSIS

DIFF = Difference To Personal Best Lap, P = In Pit Lane, D = Time Disallowed

P1 10 Tyler MCALPIN				
LAP	LAP TIME	MPH	DIFF	TIME OF DAY
1 -	1:04.874	67.03	7.949	14:05:24.456
2 -	57.789	75.24	0.864	14:06:22.245
3 -	57.667	75.40	0.742	14:07:19.912
4 -	57.579	75.52	0.654	14:08:17.491
5 -	1:00.586	71.77	3.661	14:09:18.077
6 -	1:28.597	49.08	31.672	14:10:46.674
7 -	1:48.612	40.03	51.687	14:12:35.286
8 -	1:22.691	52.58	25.766	14:13:57.977
9 -	57.615	75.47	0.690	14:14:55.592
10 -	56.925 (1)	76.39		14:15:52.517
11 -	57.149	76.09	0.224	14:16:49.666
12 -	57.108 (2)	76.14	0.183	14:17:46.774
13 -	57.175	76.05	0.250	14:18:43.949
14 -	57.128	76.12	0.203	14:19:41.077
15 -	57.214	76.00	0.289	14:20:38.291
16 -	57.124 (3)	76.12	0.199	14:21:35.415
17 -	57.205	76.01	0.280	14:22:32.620
18 -	57.279	75.91	0.354	14:23:29.899
19 -	57.360	75.81	0.435	14:24:27.259

P2 1 John LANGRIDGE				
LAP	LAP TIME	MPH	DIFF	TIME OF DAY
1 -	1:05.313	66.58	8.463	14:05:24.895
2 -	58.405	74.45	1.555	14:06:23.300
3 -	58.029	74.93	1.179	14:07:21.329
4 -	57.707	75.35	0.857	14:08:19.036
5 -	1:00.875	71.43	4.025	14:09:19.911
6 -	1:28.666	49.04	31.816	14:10:48.577
7 -	1:48.077	40.23	51.227	14:12:36.654
8 -	1:22.200	52.90	25.350	14:13:58.854
9 -	58.972	73.74	2.122	14:14:57.826
10 -	57.351	75.82	0.501	14:15:55.177
11 -	57.417	75.73	0.567	14:16:52.594
12 -	57.599	75.49	0.749	14:17:50.193
13 -	57.204	76.01	0.354	14:18:47.397
14 -	57.066	76.20	0.216	14:19:44.463
15 -	57.051 (3)	76.22	0.201	14:20:41.514
16 -	56.850 (1)	76.49		14:21:38.364
17 -	57.532	75.58	0.682	14:22:35.896
18 -	57.109	76.14	0.259	14:23:33.005
19 -	56.949 (2)	76.35	0.099	14:24:29.954

P3 111 Aidan HILLS				
LAP	LAP TIME	MPH	DIFF	TIME OF DAY
1 -	1:08.246	63.71	11.356	14:05:27.828
2 -	58.871	73.86	1.981	14:06:26.699
3 -	58.675	74.11	1.785	14:07:25.374
4 -	58.107	74.83	1.217	14:08:23.481
5 -	1:01.630	70.55	4.740	14:09:25.111
6 -	1:26.312	50.38	29.422	14:10:51.423
7 -	1:48.794	39.97	51.904	14:12:40.217
8 -	1:19.757	54.52	22.867	14:13:59.974
9 -	58.606	74.20	1.716	14:14:58.580
10 -	57.383	75.78	0.493	14:15:55.963
11 -	57.091	76.16	0.201	14:16:53.054
12 -	57.326	75.85	0.436	14:17:50.380
13 -	57.238	75.97	0.348	14:18:47.618
14 -	57.270	75.93	0.380	14:19:44.888
15 -	56.986 (3)	76.31	0.096	14:20:41.874
16 -	56.934 (2)	76.37	0.044	14:21:38.808
17 -	57.402	75.75	0.512	14:22:36.210

DIFF = Difference To Personal Best Lap, P = In Pit Lane, D = Time Disallowed

18 -	57.144	76.09	0.254	14:23:33.354
19 -	56.890 (1)	76.43		14:24:30.244

P4 17 Will MORRIS				
LAP	LAP TIME	MPH	DIFF	TIME OF DAY
1 -	1:06.766	65.13	10.337	14:05:26.348
2 -	58.647	74.14	2.218	14:06:24.995
3 -	58.823	73.92	2.394	14:07:23.818
4 -	58.375	74.49	1.946	14:08:22.193
5 -	1:00.165	72.27	3.736	14:09:22.358
6 -	1:27.559	49.66	31.130	14:10:49.917
7 -	1:48.423	40.10	51.994	14:12:38.340
8 -	1:21.229	53.53	24.800	14:13:59.569
9 -	58.052	74.90	1.623	14:14:57.621
10 -	57.145	76.09	0.716	14:15:54.766
11 -	57.144	76.09	0.715	14:16:51.910
12 -	57.369	75.80	0.940	14:17:49.279
13 -	57.053	76.22	0.624	14:18:46.332
14 -	57.082	76.18	0.653	14:19:43.414
15 -	57.579	75.52	1.150	14:20:40.993
16 -	57.005 (3)	76.28	0.576	14:21:37.998
17 -	59.562	73.00	3.133	14:22:37.560
18 -	56.429 (1)	77.06		14:23:33.989
19 -	56.962 (2)	76.34	0.533	14:24:30.951

P5 12 Declan LEE				
LAP	LAP TIME	MPH	DIFF	TIME OF DAY
1 -	1:07.289	64.62	10.107	14:05:26.871
2 -	58.218	74.69	1.036	14:06:25.089
3 -	58.333	74.54	1.151	14:07:23.422
4 -	58.247	74.65	1.065	14:08:21.669
5 -	59.246	73.39	2.064	14:09:20.915
6 -	1:28.412	49.18	31.230	14:10:49.327
7 -	1:48.550	40.06	51.368	14:12:37.877
8 -	1:21.266	53.51	24.084	14:13:59.143
9 -	57.558	75.55	0.376	14:14:56.701
10 -	57.182 (1)	76.04		14:15:53.883
11 -	57.545	75.56	0.363	14:16:51.428
12 -	57.347	75.82	0.165	14:17:48.775
13 -	57.260 (3)	75.94	0.078	14:18:46.035
14 -	57.200 (2)	76.02	0.018	14:19:43.235
15 -	57.304	75.88	0.122	14:20:40.539
16 -	57.432	75.71	0.250	14:21:37.971
17 -	58.402	74.45	1.220	14:22:36.373
18 -	57.300	75.89	0.118	14:23:33.673
19 -	57.323	75.86	0.141	14:24:30.996

P6 25 Will POWELL				
LAP	LAP TIME	MPH	DIFF	TIME OF DAY
1 -	1:05.087	66.81	8.079	14:05:24.669
2 -	58.350	74.52	1.342	14:06:23.019
3 -	58.535	74.29	1.527	14:07:21.554
4 -	58.079	74.87	1.071	14:08:19.633
5 -	59.478	73.11	2.470	14:09:19.111
6 -	1:28.634	49.06	31.626	14:10:47.745
7 -	1:48.365	40.12	51.357	14:12:36.110
8 -	1:22.489	52.71	25.481	14:13:58.599
9 -	57.885	75.12	0.877	14:14:56.484
10 -	57.852	75.16	0.844	14:15:54.336
11 -	57.593	75.50	0.585	14:16:51.929
12 -	58.061	74.89	1.053	14:17:49.990
13 -	57.596	75.50	0.588	14:18:47.586
14 -	57.950	75.04	0.942	14:19:45.536

Miata Trophy

RACE 4 - LAP ANALYSIS

DIFF = Difference To Personal Best Lap, P = In Pit Lane, D = Time Disallowed

15 -	57.008 (1)	76.28		14:20:42.544
16 -	57.036 (2)	76.24	0.028	14:21:39.580
17 -	57.228 (3)	75.98	0.220	14:22:36.808
18 -	57.309	75.87	0.301	14:23:34.117
19 -	57.406	75.75	0.398	14:24:31.523

P7 68 Simon BALDWIN				
LAP	LAP TIME	MPH	DIFF	TIME OF DAY

1 -	1:09.442	62.62	12.585	14:05:29.024
2 -	59.415	73.19	2.558	14:06:28.439
3 -	58.792	73.96	1.935	14:07:27.231
4 -	58.045	74.91	1.188	14:08:25.276
5 -	1:01.776	70.39	4.919	14:09:27.053
6 -	1:27.011	49.97	30.154	14:10:54.064
7 -	1:48.598	40.04	51.741	14:12:42.662
8 -	1:17.842	55.86	20.985	14:14:00.504
9 -	58.628	74.17	1.771	14:14:59.132
10 -	57.443	75.70	0.586	14:15:56.575
11 -	58.252	74.65	1.395	14:16:54.827
12 -	57.444	75.70	0.587	14:17:52.271
13 -	57.293	75.90	0.436	14:18:49.564
14 -	57.136 (3)	76.10	0.279	14:19:46.700
15 -	57.115 (2)	76.13	0.258	14:20:43.815
16 -	56.857 (1)	76.48		14:21:40.672
17 -	57.443	75.70	0.586	14:22:38.115
18 -	57.614	75.47	0.757	14:23:35.730
19 -	57.267	75.93	0.410	14:24:32.997

P8 14 James BLAKE-BALDWIN				
LAP	LAP TIME	MPH	DIFF	TIME OF DAY

1 -	1:08.628	63.36	11.647	14:05:28.210
2 -	59.179	73.48	2.198	14:06:27.389
3 -	58.643	74.15	1.662	14:07:26.032
4 -	58.352	74.52	1.371	14:08:24.384
5 -	1:01.036	71.24	4.055	14:09:25.420
6 -	1:26.767	50.11	29.786	14:10:52.187
7 -	1:48.851	39.95	51.870	14:12:41.038
8 -	1:18.976	55.06	21.995	14:14:00.014
9 -	1:00.454	71.93	3.473	14:15:00.468
10 -	57.412	75.74	0.431	14:15:57.880
11 -	57.842	75.18	0.861	14:16:55.722
12 -	57.334	75.84	0.353	14:17:53.056
13 -	56.981 (1)	76.31		14:18:50.037
14 -	57.042 (2)	76.23	0.061	14:19:47.079
15 -	57.154	76.08	0.173	14:20:44.233
16 -	57.101	76.15	0.120	14:21:41.334
17 -	57.063 (3)	76.20	0.082	14:22:38.397
18 -	57.527	75.59	0.546	14:23:35.924
19 -	57.318	75.86	0.337	14:24:33.242

P9 63 Oliver ALLWOOD				
LAP	LAP TIME	MPH	DIFF	TIME OF DAY

1 -	1:07.031	64.87	10.029	14:05:26.613
2 -	59.056	73.63	2.054	14:06:25.669
3 -	58.934	73.78	1.932	14:07:24.603
4 -	58.526	74.30	1.524	14:08:23.129
5 -	1:00.071	72.39	3.069	14:09:23.200
6 -	1:27.524	49.68	30.522	14:10:50.724
7 -	1:48.556	40.05	51.554	14:12:39.280
8 -	1:20.391	54.09	23.389	14:13:59.671
9 -	58.967	73.74	1.965	14:14:58.638
10 -	57.750	75.30	0.748	14:15:56.388
11 -	57.956	75.03	0.954	14:16:54.344

DIFF = Difference To Personal Best Lap, P = In Pit Lane, D = Time Disallowed

12 -	57.463	75.67	0.461	14:17:51.807
13 -	57.399	75.76	0.397	14:18:49.206
14 -	57.166 (3)	76.06	0.164	14:19:46.372
15 -	57.102 (2)	76.15	0.100	14:20:43.474
16 -	57.002 (1)	76.28		14:21:40.476
17 -	57.615	75.47	0.613	14:22:38.091
18 -	58.124	74.81	1.122	14:23:36.215
19 -	57.219	75.99	0.217	14:24:33.434

P10 24 James COSSINS				
LAP	LAP TIME	MPH	DIFF	TIME OF DAY

1 -	1:08.498	63.48	11.197	14:05:28.080
2 -	59.331	73.29	2.030	14:06:27.411
3 -	1:00.298	72.11	2.997	14:07:27.709
4 -	58.199	74.71	0.898	14:08:25.908
5 -	1:02.334	69.76	5.033	14:09:28.242
6 -	1:26.886	50.04	29.585	14:10:55.128
7 -	1:48.787	39.97	51.486	14:12:43.915
8 -	1:16.614	56.75	19.313	14:14:00.529
9 -	1:00.446	71.94	3.145	14:15:00.975
10 -	58.604	74.20	1.303	14:15:59.579
11 -	58.046	74.91	0.745	14:16:57.625
12 -	58.087	74.86	0.786	14:17:55.712
13 -	58.582	74.23	1.281	14:18:54.294
14 -	57.910	75.09	0.609	14:19:52.204
15 -	57.301 (1)	75.89		14:20:49.505
16 -	57.377 (2)	75.79	0.076	14:21:46.882
17 -	58.265	74.63	0.964	14:22:45.147
18 -	58.995	73.71	1.694	14:23:44.142
19 -	57.603 (3)	75.49	0.302	14:24:41.745

P11 78 Brian CHANDLER				
LAP	LAP TIME	MPH	DIFF	TIME OF DAY

1 -	1:13.031	59.54	15.565	14:05:32.613
2 -	59.754	72.77	2.288	14:06:32.367
3 -	58.721	74.05	1.255	14:07:31.088
4 -	58.539	74.28	1.073	14:08:29.627
5 -	1:02.499	69.57	5.033	14:09:32.126
6 -	1:27.536	49.67	30.070	14:10:59.662
7 -	1:48.904	39.93	51.438	14:12:48.566
8 -	1:13.455	59.20	15.989	14:14:02.021
9 -	59.487	73.10	2.021	14:15:01.508
10 -	57.807	75.22	0.341	14:15:59.315
11 -	58.609	74.19	1.143	14:16:57.924
12 -	57.989	74.99	0.523	14:17:55.913
13 -	58.548	74.27	1.082	14:18:54.461
14 -	58.620	74.18	1.154	14:19:53.081
15 -	57.699 (2)	75.36	0.233	14:20:50.781
16 -	57.746 (3)	75.30	0.280	14:21:48.527
17 -	57.466 (1)	75.67		14:22:45.993
18 -	57.978	75.00	0.512	14:23:43.971
19 -	57.904	75.10	0.438	14:24:41.875

P12 82 Michael KNIBBS				
LAP	LAP TIME	MPH	DIFF	TIME OF DAY

1 -	1:09.226	62.81	11.641	14:05:28.808
2 -	1:00.566	71.79	2.981	14:06:29.374
3 -	58.646	74.15	1.061	14:07:28.020
4 -	58.962	73.75	1.377	14:08:26.982
5 -	1:03.250	68.75	5.665	14:09:30.232
6 -	1:26.575	50.22	28.990	14:10:56.807
7 -	1:48.807	39.96	51.222	14:12:45.614
8 -	1:15.578	57.53	17.993	14:14:01.192

Miata Trophy

RACE 4 - LAP ANALYSIS

DIFF = Difference To Personal Best Lap, P = In Pit Lane, D = Time Disallowed

9 -	1:00.783	71.54	3.198	14:15:01.975
10 -	57.888 (3)	75.12	0.303	14:15:59.863
11 -	58.593	74.21	1.008	14:16:58.456
12 -	57.925	75.07	0.340	14:17:56.381
13 -	58.604	74.20	1.019	14:18:54.985
14 -	58.101	74.84	0.516	14:19:53.086
15 -	57.820 (2)	75.20	0.235	14:20:50.906
16 -	57.960	75.02	0.375	14:21:48.866
17 -	57.585 (1)	75.51		14:22:46.451
18 -	58.079	74.87	0.494	14:23:44.530
19 -	58.336	74.54	0.751	14:24:42.866

P13 93 Jack BREWER

LAP	LAP TIME	MPH	DIFF	TIME OF DAY
1 -	1:08.291	63.67	11.404	14:05:27.873
2 -	1:00.252	72.17	3.365	14:06:28.125
3 -	58.841	73.90	1.954	14:07:26.966
4 -	58.226	74.68	1.339	14:08:25.192
5 -	1:04.226	67.70	7.339	14:09:29.418
6 -	1:26.384	50.34	29.497	14:10:55.802
7 -	1:48.993	39.89	52.106	14:12:44.795
8 -	1:16.085	57.15	19.198	14:14:00.880
9 -	1:00.564	71.80	3.677	14:15:01.444
10 -	58.196	74.72	1.309	14:15:59.640
11 -	58.507	74.32	1.620	14:16:58.147
12 -	58.067 (3)	74.88	1.180	14:17:56.214
13 -	58.557	74.26	1.670	14:18:54.771
14 -	58.865	73.87	1.978	14:19:53.636
15 -	57.779 (2)	75.26	0.892	14:20:51.415
16 -	58.205	74.71	1.318	14:21:49.620
17 -	58.180	74.74	1.293	14:22:47.800
18 -	56.887 (1)	76.44		14:23:44.687
19 -	58.395	74.46	1.508	14:24:43.082

P14 26 Drew FLETCHER

LAP	LAP TIME	MPH	DIFF	TIME OF DAY
1 -	1:07.776	64.16	9.883	14:05:27.358
2 -	59.115	73.56	1.222	14:06:26.473
3 -	58.964	73.75	1.071	14:07:25.437
4 -	59.023	73.67	1.130	14:08:24.460
5 -	1:01.498	70.71	3.605	14:09:25.958
6 -	1:27.312	49.80	29.419	14:10:53.270
7 -	1:48.726	39.99	50.833	14:12:41.996
8 -	1:18.208	55.60	20.315	14:14:00.204
9 -	59.055	73.63	1.162	14:14:59.259
10 -	58.246	74.65	0.353	14:15:57.505
11 -	58.545	74.27	0.652	14:16:56.050
12 -	58.166 (3)	74.76	0.273	14:17:54.216
13 -	57.893 (1)	75.11		14:18:52.109
14 -	58.252	74.65	0.359	14:19:50.361
15 -	58.341	74.53	0.448	14:20:48.702
16 -	58.050 (2)	74.91	0.157	14:21:46.752
17 -	58.215	74.69	0.322	14:22:44.967
18 -	59.313	73.31	1.420	14:23:44.280
19 -	58.964	73.75	1.071	14:24:43.244

P15 127 Lee DENDY-SADLER

LAP	LAP TIME	MPH	DIFF	TIME OF DAY
1 -	1:12.543	59.94	14.352	14:05:32.125
2 -	1:00.498	71.88	2.307	14:06:32.623
3 -	59.104	73.57	0.913	14:07:31.727
4 -	59.021	73.67	0.830	14:08:30.748
5 -	1:03.350	68.64	5.159	14:09:34.098

DIFF = Difference To Personal Best Lap, P = In Pit Lane, D = Time Disallowed

6 -	1:26.533	50.25	28.342	14:11:00.631
7 -	1:49.353	39.76	51.162	14:12:49.984
8 -	1:13.514	59.15	15.323	14:14:03.498
9 -	59.505	73.07	1.314	14:15:03.003
10 -	1:00.053	72.41	1.862	14:16:03.056
11 -	58.350	74.52	0.159	14:17:01.406
12 -	58.191 (1)	74.72		14:17:59.597
13 -	58.321	74.56	0.130	14:18:57.918
14 -	58.628	74.17	0.437	14:19:56.546
15 -	58.733	74.04	0.542	14:20:55.279
16 -	58.547	74.27	0.356	14:21:53.826
17 -	58.252 (2)	74.65	0.061	14:22:52.078
18 -	58.257 (3)	74.64	0.066	14:23:50.335
19 -	58.547	74.27	0.356	14:24:48.882

P16 176 Damon WELLMAN

LAP	LAP TIME	MPH	DIFF	TIME OF DAY
1 -	1:14.945	58.02	17.284	14:05:34.527
2 -	1:00.126	72.32	2.465	14:06:34.653
3 -	59.975	72.50	2.314	14:07:34.628
4 -	59.591	72.97	1.930	14:08:34.219
5 -	1:05.423	66.46	7.762	14:09:39.642
6 -	1:26.756	50.12	29.095	14:11:06.398
7 -	1:49.716	39.63	52.055	14:12:56.114
8 -	1:09.863	62.24	12.202	14:14:05.977
9 -	1:00.219	72.21	2.558	14:15:06.196
10 -	59.157	73.50	1.496	14:16:05.353
11 -	59.019	73.68	1.358	14:17:04.372
12 -	57.796 (3)	75.24	0.135	14:18:02.168
13 -	59.257	73.38	1.596	14:19:01.425
14 -	58.125	74.81	0.464	14:19:59.550
15 -	57.708 (2)	75.35	0.047	14:20:57.258
16 -	58.047	74.91	0.386	14:21:55.305
17 -	57.839	75.18	0.178	14:22:53.144
18 -	57.661 (1)	75.41		14:23:50.805
19 -	58.271	74.62	0.610	14:24:49.076

P17 16 Alister ESAM

LAP	LAP TIME	MPH	DIFF	TIME OF DAY
1 -	1:13.772	58.94	16.311	14:05:33.354
2 -	1:00.651	71.69	3.190	14:06:34.005
3 -	59.968	72.51	2.507	14:07:33.973
4 -	59.867	72.63	2.406	14:08:33.840
5 -	1:03.452	68.53	5.991	14:09:37.292
6 -	1:26.811	50.09	29.350	14:11:04.103
7 -	1:49.921	39.56	52.460	14:12:54.024
8 -	1:11.061	61.19	13.600	14:14:05.085
9 -	59.011	73.69	1.550	14:15:04.096
10 -	59.978	72.50	2.517	14:16:04.074
11 -	58.739	74.03	1.278	14:17:02.813
12 -	58.381	74.48	0.920	14:18:01.194
13 -	58.472	74.37	1.011	14:18:59.666
14 -	58.546	74.27	1.085	14:19:58.212
15 -	58.154 (3)	74.77	0.693	14:20:56.366
16 -	1:00.902	71.40	3.441	14:21:57.268
17 -	57.903 (2)	75.10	0.442	14:22:55.171
18 -	58.163	74.76	0.702	14:23:53.334
19 -	57.461 (1)	75.67		14:24:50.795

P18 2 John ROBINSON

LAP	LAP TIME	MPH	DIFF	TIME OF DAY
1 -	1:09.785	62.31	11.438	14:05:29.367
2 -	59.962	72.52	1.615	14:06:29.329

Miata Trophy

RACE 4 - LAP ANALYSIS

DIFF = Difference To Personal Best Lap, P = In Pit Lane, D = Time Disallowed

3 -	59.880	72.62	1.533	14:07:29.209
4 -	59.019	73.68	0.672	14:08:28.228
5 -	1:03.303	68.69	4.956	14:09:31.531
6 -	1:26.915	50.03	28.568	14:10:58.446
7 -	1:48.731	39.99	50.384	14:12:47.177
8 -	1:14.771	58.15	16.424	14:14:01.948
9 -	1:00.554	71.81	2.207	14:15:02.502
10 -	59.827	72.68	1.480	14:16:02.329
11 -	58.483 (3)	74.35	0.136	14:17:00.812
12 -	58.584	74.22	0.237	14:17:59.396
13 -	58.836	73.91	0.489	14:18:58.232
14 -	59.313	73.31	0.966	14:19:57.545
15 -	58.685	74.10	0.338	14:20:56.230
16 -	58.369 (2)	74.50	0.022	14:21:54.599
17 -	58.347 (1)	74.53		14:22:52.946
18 -	59.242	73.40	0.895	14:23:52.188
19 -	58.647	74.14	0.300	14:24:50.835

P19 444 Jay COOMBS

LAP	LAP TIME	MPH	DIFF	TIME OF DAY
1 -	1:14.472	58.39	16.559	14:05:34.054
2 -	1:01.732	70.44	3.819	14:06:35.786
3 -	59.479	73.11	1.566	14:07:35.265
4 -	59.507	73.07	1.594	14:08:34.772
5 -	1:04.456	67.46	6.543	14:09:39.228
6 -	1:26.358	50.35	28.445	14:11:05.586
7 -	1:50.003	39.53	52.090	14:12:55.589
8 -	1:10.035	62.09	12.122	14:14:05.624
9 -	1:00.447	71.94	2.534	14:15:06.071
10 -	58.895	73.83	0.982	14:16:04.966
11 -	58.892	73.84	0.979	14:17:03.858
12 -	57.913 (1)	75.08		14:18:01.771
13 -	58.631	74.16	0.718	14:19:00.402
14 -	58.089 (3)	74.86	0.176	14:19:58.491
15 -	58.083 (2)	74.86	0.170	14:20:56.574
16 -	1:00.670	71.67	2.757	14:21:57.244
17 -	58.267	74.63	0.354	14:22:55.511
18 -	58.168	74.75	0.255	14:23:53.679
19 -	58.480	74.36	0.567	14:24:52.159

P20 55 Simon FLEET

LAP	LAP TIME	MPH	DIFF	TIME OF DAY
1 -	1:11.346	60.95	13.282	14:05:30.928
2 -	1:00.495	71.88	2.431	14:06:31.423
3 -	1:00.034	72.43	1.970	14:07:31.457
4 -	59.017	73.68	0.953	14:08:30.474
5 -	1:04.443	67.47	6.379	14:09:34.917
6 -	1:26.889	50.04	28.825	14:11:01.806
7 -	1:49.742	39.62	51.678	14:12:51.548
8 -	1:12.589	59.90	14.525	14:14:04.137
9 -	59.285	73.35	1.221	14:15:03.422
10 -	1:01.274	70.96	3.210	14:16:04.696
11 -	1:00.499	71.87	2.435	14:17:05.195
12 -	58.539	74.28	0.475	14:18:03.734
13 -	58.804	73.95	0.740	14:19:02.538
14 -	59.267	73.37	1.203	14:20:01.805
15 -	58.747	74.02	0.683	14:21:00.552
16 -	58.396	74.46	0.332	14:21:58.948
17 -	58.302 (2)	74.58	0.238	14:22:57.250
18 -	58.314 (3)	74.57	0.250	14:23:55.564
19 -	58.064 (1)	74.89		14:24:53.628

DIFF = Difference To Personal Best Lap, P = In Pit Lane, D = Time Disallowed

P21 64 Kamal KALSI

LAP	LAP TIME	MPH	DIFF	TIME OF DAY
1 -	1:10.543	61.64	12.583	14:05:30.125
2 -	1:00.607	71.75	2.647	14:06:30.732
3 -	59.803	72.71	1.843	14:07:30.535
4 -	59.605	72.95	1.645	14:08:30.140
5 -	1:02.809	69.23	4.849	14:09:32.949
6 -	1:26.987	49.99	29.027	14:10:59.936
7 -	1:49.396	39.75	51.436	14:12:49.332
8 -	1:13.809	58.91	15.849	14:14:03.141
9 -	59.666	72.88	1.706	14:15:02.807
10 -	1:02.348	69.74	4.388	14:16:05.155
11 -	1:00.490	71.88	2.530	14:17:05.645
12 -	58.627	74.17	0.667	14:18:04.272
13 -	59.104	73.57	1.144	14:19:03.376
14 -	59.603	72.95	1.643	14:20:02.979
15 -	58.330	74.55	0.370	14:21:01.309
16 -	58.065 (2)	74.89	0.105	14:21:59.374
17 -	58.227 (3)	74.68	0.267	14:22:57.601
18 -	58.383	74.48	0.423	14:23:55.984
19 -	57.960 (1)	75.02		14:24:53.944

P22 77 David NEWICK

LAP	LAP TIME	MPH	DIFF	TIME OF DAY
1 -	1:12.211	60.22	13.712	14:05:31.793
2 -	1:00.259	72.16	1.760	14:06:32.052
3 -	1:01.524	70.68	3.025	14:07:33.576
4 -	59.766	72.76	1.267	14:08:33.342
5 -	1:05.468	66.42	6.969	14:09:38.810
6 -	1:26.180	50.45	27.681	14:11:04.990
7 -	1:49.605	39.67	51.106	14:12:54.595
8 -	1:10.808	61.41	12.309	14:14:05.403
9 -	59.316	73.31	0.817	14:15:04.719
10 -	1:00.110	72.34	1.611	14:16:04.829
11 -	1:01.185	71.07	2.686	14:17:06.014
12 -	58.791	73.96	0.292	14:18:04.805
13 -	59.100	73.58	0.601	14:19:03.905
14 -	59.282	73.35	0.783	14:20:03.187
15 -	59.354	73.26	0.855	14:21:02.541
16 -	58.821	73.92	0.322	14:22:01.362
17 -	58.499 (1)	74.33		14:22:59.861
18 -	58.585 (2)	74.22	0.086	14:23:58.446
19 -	58.585 (2)	74.22	0.086	14:24:57.031

P23 66 Jack HARGRAVES

LAP	LAP TIME	MPH	DIFF	TIME OF DAY
1 -	1:13.529	59.14	14.967	14:05:33.111
2 -	1:00.694	71.64	2.132	14:06:33.805
3 -	1:00.603	71.75	2.041	14:07:34.408
4 -	1:00.666	71.68	2.104	14:08:35.074
5 -	1:05.325	66.56	6.763	14:09:40.399
6 -	1:26.993	49.98	28.431	14:11:07.392
7 -	1:49.577	39.68	51.015	14:12:56.969
8 -	1:09.253	62.79	10.691	14:14:06.222
9 -	1:00.161	72.28	1.599	14:15:06.383
10 -	1:00.037	72.43	1.475	14:16:06.420
11 -	1:00.217	72.21	1.655	14:17:06.637
12 -	58.580 (2)	74.23	0.018	14:18:05.217
13 -	59.080	73.60	0.518	14:19:04.297
14 -	59.430	73.17	0.868	14:20:03.727
15 -	59.329	73.29	0.767	14:21:03.056
16 -	58.656	74.13	0.094	14:22:01.712
17 -	58.562 (1)	74.25		14:23:00.274

Miata Trophy

RACE 4 - LAP ANALYSIS

DIFF = Difference To Personal Best Lap, P = In Pit Lane, D = Time Disallowed

18 -	58.600 (3)	74.20	0.038	14:23:58.874
19 -	58.834	73.91	0.272	14:24:57.708

P24 172 Marcus ROSSWELL-POTTS				
LAP	LAP TIME	MPH	DIFF	TIME OF DAY
1 -	1:15.818	57.35	16.920	14:05:35.400
2 -	1:01.986	70.15	3.088	14:06:37.386
3 -	1:00.147	72.29	1.249	14:07:37.533
4 -	1:00.312	72.10	1.414	14:08:37.845
5 -	1:03.161	68.84	4.263	14:09:41.006
6 -	1:27.406	49.75	28.508	14:11:08.412
7 -	1:49.609	39.67	50.711	14:12:58.021
8 -	1:09.133	62.90	10.235	14:14:07.154
9 -	1:00.136	72.31	1.238	14:15:07.290
10 -	1:00.100	72.35	1.202	14:16:07.390
11 -	59.694	72.84	0.796	14:17:07.084
12 -	59.368	73.24	0.470	14:18:06.452
13 -	1:00.134	72.31	1.236	14:19:06.586
14 -	59.877	72.62	0.979	14:20:06.463
15 -	58.898 (1)	73.83		14:21:05.361
16 -	59.191 (3)	73.46	0.293	14:22:04.552
17 -	59.131 (2)	73.54	0.233	14:23:03.683
18 -	59.554	73.01	0.656	14:24:03.237
19 -	59.304	73.32	0.406	14:25:02.541

P25 46 David ROBINSON				
LAP	LAP TIME	MPH	DIFF	TIME OF DAY
1 -	1:14.989	57.98	16.435	14:05:34.571
2 -	1:02.329	69.76	3.775	14:06:36.900
3 -	1:03.660	68.30	5.106	14:07:40.560
4 -	1:01.244	71.00	2.690	14:08:41.804
5 -	1:03.309	68.68	4.755	14:09:45.113
6 -	1:24.174	51.66	25.620	14:11:09.287
7 -	1:49.749	39.62	51.195	14:12:59.036
8 -	1:09.497	62.57	10.943	14:14:08.533
9 -	1:04.145	67.79	5.591	14:15:12.678
10 -	58.970	73.74	0.416	14:16:11.648
11 -	59.701	72.83	1.147	14:17:11.349
12 -	59.674	72.87	1.120	14:18:11.023
13 -	59.719	72.81	1.165	14:19:10.742
14 -	59.417	73.18	0.863	14:20:10.159
15 -	1:00.227	72.20	1.673	14:21:10.386
16 -	58.717 (2)	74.06	0.163	14:22:09.103
17 -	58.554 (1)	74.26		14:23:07.657
18 -	59.178	73.48	0.624	14:24:06.835
19 -	58.944 (3)	73.77	0.390	14:25:05.779

P26 95 Lee TAYLOR				
LAP	LAP TIME	MPH	DIFF	TIME OF DAY
1 -	1:16.863	56.57	17.728	14:05:36.445
2 -	1:04.199	67.73	5.064	14:06:40.644
3 -	1:02.661	69.39	3.526	14:07:43.305
4 -	1:02.100	70.02	2.965	14:08:45.405
5 -	1:04.044	67.90	4.909	14:09:49.449
6 -	1:21.407	53.41	22.272	14:11:10.856
7 -	1:49.738	39.62	50.603	14:13:00.594
8 -	1:08.834	63.17	9.699	14:14:09.428
9 -	1:01.014	71.27	1.879	14:15:10.442
10 -	1:00.280	72.14	1.145	14:16:10.722
11 -	59.607	72.95	0.472	14:17:10.329
12 -	59.429	73.17	0.294	14:18:09.758
13 -	1:00.578	71.78	1.443	14:19:10.336
14 -	59.161 (2)	73.50	0.026	14:20:09.497

DIFF = Difference To Personal Best Lap, P = In Pit Lane, D = Time Disallowed

15 -	59.218 (3)	73.43	0.083	14:21:08.715
16 -	59.400	73.20	0.265	14:22:08.115
17 -	59.135 (1)	73.53		14:23:07.250
18 -	59.414	73.19	0.279	14:24:06.664
19 -	1:00.316	72.09	1.181	14:25:06.980

P27 28 Jack HODGES				
LAP	LAP TIME	MPH	DIFF	TIME OF DAY
1 -	1:10.479	61.70	12.939	14:05:30.061
2 -	59.642	72.91	2.102	14:06:29.703
3 -	59.228	73.42	1.688	14:07:28.931
4 -	58.970	73.74	1.430	14:08:27.901
5 -	1:02.972	69.05	5.432	14:09:30.873
6 -	1:26.817	50.08	29.277	14:10:57.690
7 -	1:48.644	40.02	51.104	14:12:46.334
8 -	1:15.332	57.72	17.792	14:14:01.666
9 -	1:00.496	71.88	2.956	14:15:02.162
10 -	1:09.635	62.44	12.095	14:16:11.797
11 -	1:01.011	71.27	3.471	14:17:12.808
12 -	58.036 (2)	74.92	0.496	14:18:10.844
13 -	59.358	73.26	1.818	14:19:10.202
14 -	58.810	73.94	1.270	14:20:09.012
15 -	57.540 (1)	75.57		14:21:06.552
16 -	58.163 (3)	74.76	0.623	14:22:04.715
17 -	1:09.909	62.20	12.369	14:23:14.624
18 -	1:00.741	71.59	3.201	14:24:15.365
19 -	58.739	74.03	1.199	14:25:14.104

P28 22 Jazmine SHERRINGTON				
LAP	LAP TIME	MPH	DIFF	TIME OF DAY
1 -	1:16.505	56.84	17.047	14:05:36.087
2 -	1:04.323	67.60	4.865	14:06:40.410
3 -	1:03.454	68.53	3.996	14:07:43.864
4 -	1:01.788	70.37	2.330	14:08:45.652
5 -	1:03.002	69.02	3.544	14:09:48.654
6 -	1:21.365	53.44	21.907	14:11:10.019
7 -	1:49.648	39.65	50.190	14:12:59.667
8 -	1:09.474	62.59	10.016	14:14:09.141
9 -	1:00.575	71.78	1.117	14:15:09.716
10 -	1:01.184	71.07	1.726	14:16:10.900
11 -	1:01.862	70.29	2.404	14:17:12.762
12 -	59.582 (2)	72.98	0.124	14:18:12.344
13 -	59.690	72.85	0.232	14:19:12.034
14 -	59.597 (3)	72.96	0.139	14:20:11.631
15 -	59.458 (1)	73.13		14:21:11.089
16 -	1:06.139	65.74	6.681	14:22:17.228
17 -	1:01.143	71.12	1.685	14:23:18.371
18 -	1:00.592	71.76	1.134	14:24:18.963
19 -	1:00.967	71.32	1.509	14:25:19.930

P29 11 Chris DAWKINS				
LAP	LAP TIME	MPH	DIFF	TIME OF DAY
1 -	1:12.812	59.72	14.443	14:05:32.394
2 -	1:01.017	71.26	2.648	14:06:33.411
3 -	59.664	72.88	1.295	14:07:33.075
4 -	59.180 (2)	73.48	0.811	14:08:32.255
5 -	1:04.595	67.32	6.226	14:09:36.850
6 -	1:26.392	50.33	28.023	14:11:03.242
7 -	1:50.057	39.51	51.688	14:12:53.299
8 -	1:11.086	61.17	12.717	14:14:04.385
9 -	59.490	73.09	1.121	14:15:03.875
10 -	1:00.051	72.41	1.682	14:16:03.926
11 -	59.419 (3)	73.18	1.050	14:17:03.345

Miata Trophy

RACE 4 - LAP ANALYSIS

DIFF = Difference To Personal Best Lap, P = In Pit Lane, D = Time Disallowed

12 - **58.369 (1)** **74.50** **14:18:01.714**
13 - 59.891 72.60 1.522 14:19:01.605

P30 69 George GRANT				
LAP	LAP TIME	MPH	DIFF	TIME OF DAY
1 -	1:14.565	58.31	15.199	14:05:34.147
2 -	1:00.183 (2)	72.25	0.817	14:06:34.330
3 -	1:00.623 (3)	71.73	1.257	14:07:34.953
4 -	59.366 (1)	73.25		14:08:34.319

P31 23 Ian ABEL				
LAP	LAP TIME	MPH	DIFF	TIME OF DAY
1 -	1:14.433 (3)	58.42	14.221	14:05:34.015
2 -	1:02.396 (2)	69.69	2.184	14:06:36.411
3 -	1:00.212 (1)	72.22		14:07:36.623

Miata Trophy

RACE 4 - LAP CHART

LAP 1 @ 14:05:24.456			LAP 2 @ 14:06:22.245			LAP 3 @ 14:07:19.912			LAP 4 @ 14:08:17.491			LAP 5 @ 14:09:18.077		
NO	BEHIND	LAP TIME	NO	BEHIND	LAP TIME	NO	BEHIND	LAP TIME	NO	BEHIND	LAP TIME	NO	BEHIND	LAP TIME
10		1:04.874	10		57.789	10		57.667	10		57.579	10		1:00.586
25	0.213	1:05.087	25	0.774	58.350	1	1.417	58.029	1	1.545	57.707	25	1.034	59.478
1	0.439	1:05.313	1	1.055	58.405	25	1.642	58.535	25	2.142	58.079	1	1.834	1:00.875
17	1.892	1:06.766	17	2.750	58.647	12	3.510	58.333	12	4.178	58.247	12	2.838	59.246
63	2.157	1:07.031	12	2.844	58.218	17	3.906	58.823	17	4.702	58.375	17	4.281	1:00.165
12	2.415	1:07.289	63	3.424	59.056	63	4.691	58.934	63	5.638	58.526	63	5.123	1:00.071
26	2.902	1:07.776	26	4.228	59.115	111	5.462	58.675	111	5.990	58.107	111	7.034	1:01.630
111	3.372	1:08.246	111	4.454	58.871	26	5.525	58.964	14	6.893	58.352	14	7.343	1:01.036
93	3.417	1:08.291	14	5.144	59.179	14	6.120	58.643	26	6.969	59.023	26	7.881	1:01.498
24	3.624	1:08.498	24	5.166	59.331	93	7.054	58.841	93	7.701	58.226	68	8.976	1:01.776
14	3.754	1:08.628	93	5.880	1:00.252	68	7.319	58.792	68	7.785	58.045	24	10.165	1:02.334
82	4.352	1:09.226	68	6.194	59.415	24	7.797	1:00.298	24	8.417	58.199	93	11.341	1:04.226
68	4.568	1:09.442	2	7.084	59.962	82	8.108	58.646	82	9.491	58.962	82	12.155	1:03.250
2	4.911	1:09.785	82	7.129	1:00.566	28	9.019	59.228	28	10.410	58.970	28	12.796	1:02.972
28	5.605	1:10.479	28	7.458	59.642	2	9.297	59.880	2	10.737	59.019	2	13.454	1:03.303
64	5.669	1:10.543	64	8.487	1:00.607	64	10.623	59.803	78	12.136	58.539	78	14.049	1:02.499
55	6.472	1:11.346	55	9.178	1:00.495	78	11.176	58.721	64	12.649	59.605	64	14.872	1:02.809
77	7.337	1:12.211	77	9.807	1:00.259	55	11.545	1:00.034	55	12.983	59.017	127	16.021	1:03.350
127	7.669	1:12.543	78	10.122	59.754	127	11.815	59.104	127	13.257	59.021	55	16.840	1:04.443
11	7.938	1:12.812	127	10.378	1:00.498	11	13.163	59.664	11	14.764	59.180	11	18.773	1:04.595
78	8.157	1:13.031	11	11.166	1:01.017	77	13.664	1:01.524	77	15.851	59.766	16	19.215	1:03.452
66	8.655	1:13.529	66	11.560	1:00.694	16	14.061	59.968	16	16.349	59.867	77	20.733	1:05.468
16	8.898	1:13.772	16	11.760	1:00.651	66	14.496	1:00.603	176	16.728	59.591	444	21.151	1:04.456
23	9.559	1:14.433	69	12.085	1:00.183	176	14.716	59.975	69	16.828	59.366	176	21.565	1:05.423
444	9.598	1:14.472	176	12.408	1:00.126	69	15.041	1:00.623	444	17.281	59.507	66	22.322	1:05.325
69	9.691	1:14.565	444	13.541	1:01.732	444	15.353	59.479	66	17.583	1:00.666	172	22.929	1:03.161
176	10.071	1:14.945	23	14.166	1:02.396	23	16.711	1:00.212	172	20.354	1:00.312	46	27.036	1:03.309
46	10.115	1:14.989	46	14.655	1:02.329	172	17.621	1:00.147	46	24.313	1:01.244	22	30.577	1:03.002
172	10.944	1:15.818	172	15.141	1:01.986	46	20.648	1:03.660	95	27.914	1:02.100	95	31.372	1:04.044
22	11.631	1:16.505	22	18.165	1:04.323	95	23.393	1:02.661	22	28.161	1:01.788			
95	11.989	1:16.863	95	18.399	1:04.199	22	23.952	1:03.454						

Miata Trophy

RACE 4 - LAP CHART

LAP 6 @ 14:10:46.674			LAP 7 @ 14:12:35.286			LAP 8 @ 14:13:57.977			LAP 9 @ 14:14:55.592			LAP 10 @ 14:15:52.517		
NO	BEHIND	LAP TIME	NO	BEHIND	LAP TIME	NO	BEHIND	LAP TIME	NO	BEHIND	LAP TIME	NO	BEHIND	LAP TIME
10		1:28.597	10		1:48.612	10		1:22.691	10		57.615	10		56.925
25	1.071	1:28.634	25	0.824	1:48.365	25	0.622	1:22.489	25	0.892	57.885	12	1.366	57.182
1	1.903	1:28.666	1	1.368	1:48.077	1	0.877	1:22.200	12	1.109	57.558	25	1.819	57.852
12	2.653	1:28.412	12	2.591	1:48.550	12	1.166	1:21.266	17	2.029	58.052	17	2.249	57.145
17	3.243	1:27.559	17	3.054	1:48.423	17	1.592	1:21.229	1	2.234	58.972	1	2.660	57.351
63	4.050	1:27.524	63	3.994	1:48.556	63	1.694	1:20.391	111	2.988	58.606	111	3.446	57.383
111	4.749	1:26.312	111	4.931	1:48.794	111	1.997	1:19.757	63	3.046	58.967	63	3.871	57.750
14	5.513	1:26.767	14	5.752	1:48.851	14	2.037	1:18.976	68	3.540	58.628	68	4.058	57.443
26	6.596	1:27.312	26	6.710	1:48.726	26	2.227	1:18.208	26	3.667	59.055	26	4.988	58.246
68	7.390	1:27.011	68	7.376	1:48.598	68	2.527	1:17.842	14	4.876	1:00.454	14	5.363	57.412
24	8.454	1:26.886	24	8.629	1:48.787	24	2.552	1:16.614	24	5.383	1:00.446	78	6.798	57.807
93	9.128	1:26.384	93	9.509	1:48.993	93	2.903	1:16.085	93	5.852	1:00.564	24	7.062	58.604
82	10.133	1:26.575	82	10.328	1:48.807	82	3.215	1:15.578	78	5.916	59.487	93	7.123	58.196
28	11.016	1:26.817	28	11.048	1:48.644	28	3.689	1:15.332	82	6.383	1:00.783	82	7.346	57.888
2	11.772	1:26.915	2	11.891	1:48.731	2	3.971	1:14.771	28	6.570	1:00.496	2	9.812	59.827
78	12.988	1:27.536	78	13.280	1:48.904	78	4.044	1:13.455	2	6.910	1:00.554	127	10.539	1:00.053
64	13.262	1:26.987	64	14.046	1:49.396	64	5.164	1:13.809	64	7.215	59.666	11	11.409	1:00.051
127	13.957	1:26.533	127	14.698	1:49.353	127	5.521	1:13.514	127	7.411	59.505	16	11.557	59.978
55	15.132	1:26.889	55	16.262	1:49.742	55	6.160	1:12.589	55	7.830	59.285	55	12.179	1:01.274
11	16.568	1:26.392	11	18.013	1:50.057	11	6.408	1:11.086	11	8.283	59.490	77	12.312	1:00.110
16	17.429	1:26.811	16	18.738	1:49.921	16	7.108	1:11.061	16	8.504	59.011	444	12.449	58.895
77	18.316	1:26.180	77	19.309	1:49.605	77	7.426	1:10.808	77	9.127	59.316	64	12.638	1:02.348
444	18.912	1:26.358	444	20.303	1:50.003	444	7.647	1:10.035	444	10.479	1:00.447	176	12.836	59.157
176	19.724	1:26.756	176	20.828	1:49.716	176	8.000	1:09.863	176	10.604	1:00.219	66	13.903	1:00.037
66	20.718	1:26.993	66	21.683	1:49.577	66	8.245	1:09.253	66	10.791	1:00.161	172	14.873	1:00.100
172	21.738	1:27.406	172	22.735	1:49.609	172	9.177	1:09.133	172	11.698	1:00.136	95	18.205	1:00.280
46	22.613	1:24.174	46	23.750	1:49.749	46	10.556	1:09.497	22	14.124	1:00.575	22	18.383	1:01.184
22	23.345	1:21.365	22	24.381	1:49.648	22	11.164	1:09.474	95	14.850	1:01.014	46	19.131	58.970
95	24.182	1:21.407	95	25.308	1:49.738	95	11.451	1:08.834	46	17.086	1:04.145	28	19.280	1:09.635
SC	5 Laps	1:48.197												

Miata Trophy

RACE 4 - LAP CHART

LAP 11 @ 14:16:49.666			LAP 12 @ 14:17:46.774			LAP 13 @ 14:18:43.949			LAP 14 @ 14:19:41.077			LAP 15 @ 14:20:38.291		
NO	BEHIND	LAP TIME	NO	BEHIND	LAP TIME	NO	BEHIND	LAP TIME	NO	BEHIND	LAP TIME	NO	BEHIND	LAP TIME
10		57.149	10		57.108	10		57.175	10		57.128	10		57.214
12	1.762	57.545	12	2.001	57.347	12	2.086	57.260	12	2.158	57.200	12	2.248	57.304
17	2.244	57.144	17	2.505	57.369	17	2.383	57.053	17	2.337	57.082	17	2.702	57.579
25	2.263	57.593	25	3.216	58.061	1	3.448	57.204	1	3.386	57.066	1	3.223	57.051
1	2.928	57.417	1	3.419	57.599	25	3.637	57.596	111	3.811	57.270	111	3.583	56.986
111	3.388	57.091	111	3.606	57.326	111	3.669	57.238	25	4.459	57.950	25	4.253	57.008
63	4.678	57.956	63	5.033	57.463	63	5.257	57.399	63	5.295	57.166	63	5.183	57.102
68	5.161	58.252	68	5.497	57.444	68	5.615	57.293	68	5.623	57.136	68	5.524	57.115
14	6.056	57.842	14	6.282	57.334	14	6.088	56.981	14	6.002	57.042	14	5.942	57.154
26	6.384	58.545	26	7.442	58.166	26	8.160	57.893	26	9.284	58.252	26	10.411	58.341
24	7.959	58.046	24	8.938	58.087	24	10.345	58.582	24	11.127	57.910	24	11.214	57.301
78	8.258	58.609	78	9.139	57.989	78	10.512	58.548	78	12.004	58.620	78	12.490	57.699
93	8.481	58.507	93	9.440	58.067	93	10.822	58.557	82	12.009	58.101	82	12.615	57.820
82	8.790	58.593	82	9.607	57.925	82	11.036	58.604	93	12.559	58.865	93	13.124	57.779
2	11.146	58.483	2	12.622	58.584	127	13.969	58.321	127	15.469	58.628	127	16.988	58.733
127	11.740	58.350	127	12.823	58.191	2	14.283	58.836	2	16.468	59.313	2	17.939	58.685
16	13.147	58.739	16	14.420	58.381	16	15.717	58.472	16	17.135	58.546	16	18.075	58.154
11	13.679	59.419	11	14.940	58.369	444	16.453	58.631	444	17.414	58.089	444	18.283	58.083
444	14.192	58.892	444	14.997	57.913	176	17.476	59.257	176	18.473	58.125	176	18.967	57.708
176	14.706	59.019	176	15.394	57.796	11	17.656	59.891	55	20.728	59.267	55	22.261	58.747
55	15.529	1:00.499	55	16.960	58.539	55	18.589	58.804	64	21.902	59.603	64	23.018	58.330
64	15.979	1:00.490	64	17.498	58.627	64	19.427	59.104	77	22.110	59.282	77	24.250	59.354
77	16.348	1:01.185	77	18.031	58.791	77	19.956	59.100	66	22.650	59.430	66	24.765	59.329
66	16.971	1:00.217	66	18.443	58.580	66	20.348	59.080	172	25.386	59.877	172	27.070	58.898
172	17.418	59.694	172	19.678	59.368	172	22.637	1:00.134	28	27.935	58.810	28	28.261	57.540
95	20.663	59.607	95	22.984	59.429	28	26.253	59.358	95	28.420	59.161	95	30.424	59.218
46	21.683	59.701	28	24.070	58.036	95	26.387	1:00.578	46	29.082	59.417	46	32.095	1:00.227
22	23.096	1:01.862	46	24.249	59.674	46	26.793	59.719	22	30.554	59.597	22	32.798	59.458
28	23.142	1:01.011	22	25.570	59.582	22	28.085	59.690						

Miata Trophy

RACE 4 - LAP CHART

LAP 16 @ 14:21:35.415			LAP 17 @ 14:22:32.620			LAP 18 @ 14:23:29.899			LAP 19 @ 14:24:27.259		
NO	BEHIND	LAP TIME	NO	BEHIND	LAP TIME	NO	BEHIND	LAP TIME	NO	BEHIND	LAP TIME
10		57.124	10		57.205	10		57.279	10		57.360
12	2.556	57.432	1	3.276	57.532	1	3.106	57.109	1	2.695	56.949
17	2.583	57.005	111	3.590	57.402	111	3.455	57.144	111	2.985	56.890
1	2.949	56.850	12	3.753	58.402	12	3.774	57.300	17	3.692	56.962
111	3.393	56.934	25	4.188	57.228	17	4.090	56.429	12	3.737	57.323
25	4.165	57.036	17	4.940	59.562	25	4.218	57.309	25	4.264	57.406
63	5.061	57.002	63	5.471	57.615	68	5.831	57.614	68	5.738	57.267
68	5.257	56.857	68	5.495	57.443	14	6.025	57.527	14	5.983	57.318
14	5.919	57.101	14	5.777	57.063	63	6.316	58.124	63	6.175	57.219
26	11.337	58.050	26	12.347	58.215	78	14.072	57.978	24	14.486	57.603
24	11.467	57.377	24	12.527	58.265	24	14.243	58.995	78	14.616	57.904
78	13.112	57.746	78	13.373	57.466	26	14.381	59.313	82	15.607	58.336
82	13.451	57.960	82	13.831	57.585	82	14.631	58.079	93	15.823	58.395
93	14.205	58.205	93	15.180	58.180	93	14.788	56.887	26	15.985	58.964
127	18.411	58.547	127	19.458	58.252	127	20.436	58.257	127	21.623	58.547
2	19.184	58.369	2	20.326	58.347	176	20.906	57.661	176	21.817	58.271
176	19.890	58.047	176	20.524	57.839	2	22.289	59.242	16	23.536	57.461
444	21.829	1:00.670	16	22.551	57.903	16	23.435	58.163	2	23.576	58.647
16	21.853	1:00.902	444	22.891	58.267	444	23.780	58.168	444	24.900	58.480
55	23.533	58.396	55	24.630	58.302	55	25.665	58.314	55	26.369	58.064
64	23.959	58.065	64	24.981	58.227	64	26.085	58.383	64	26.685	57.960
77	25.947	58.821	77	27.241	58.499	77	28.547	58.585	77	29.772	58.585
66	26.297	58.656	66	27.654	58.562	66	28.975	58.600	66	30.449	58.834
172	29.137	59.191	172	31.063	59.131	172	33.338	59.554	172	35.282	59.304
28	29.300	58.163	95	34.630	59.135	95	36.765	59.414	46	38.520	58.944
95	32.700	59.400	46	35.037	58.554	46	36.936	59.178	95	39.721	1:00.316
46	33.688	58.717	28	42.004	1:09.909	28	45.466	1:00.741	28	46.845	58.739
22	41.813	1:06.139	22	45.751	1:01.143	22	49.064	1:00.592	22	52.671	1:00.967

Miata Trophy

RACE 4 - POSITION CHART

No	Name	Lap Pos																				
			1	2	3	4	5	6	7	8	9	10	11	12	13	14	15	16	17	18	19	
26	FLETCHER	1	10	10	10	10	10	10	10	10	10	10	10	10	10	10	10	10	10	10		
25	POWELL	2	25	25	1	1	25	25	25	25	25	12	12	12	12	12	12	12	1	1	1	
10	MCALPIN	3	1	1	25	25	1	1	1	1	12	25	17	17	17	17	17	17	111	111	111	
63	ALLWOOD	4	17	17	12	12	12	12	12	12	17	17	25	25	1	1	1	1	12	12	17	
1	LANGRIDGE	5	63	12	17	17	17	17	17	17	1	1	1	1	1	25	111	111	111	25	17	12
17	MORRIS	6	12	63	63	63	63	63	63	63	111	111	111	111	111	111	25	25	25	17	25	25
93	BREWER	7	26	26	111	111	111	111	111	111	63	63	63	63	63	63	63	63	63	63	68	68
12	LEE	8	111	111	26	14	14	14	14	14	68	68	68	68	68	68	68	68	68	14	14	14
24	COSSINS	9	93	14	14	26	26	26	26	26	26	14	14	14	14	14	14	14	14	63	63	63
111	HILLS	10	24	24	93	93	68	68	68	68	14	14	26	26	26	26	26	26	26	78	24	24
2	ROBINSON	11	14	93	68	68	24	24	24	24	24	78	24	24	24	24	24	24	24	24	24	78
64	KALSI	12	82	68	24	24	93	93	93	93	93	24	78	78	78	78	78	78	78	26	82	82
82	KNIBBS	13	68	2	82	82	82	82	82	82	78	93	93	93	93	82	82	82	82	82	93	93
55	FLEET	14	2	82	28	28	28	28	28	28	82	82	82	82	82	82	93	93	93	93	93	26
28	HODGES	15	28	28	2	2	2	2	2	2	28	2	2	2	2	127	127	127	127	127	127	127
14	BLAKE-BALDWIN	16	64	64	64	78	78	78	78	78	2	127	127	127	2	2	2	2	2	176	176	176
77	NEWICK	17	55	55	78	64	64	64	64	64	64	11	16	16	16	16	16	16	176	176	2	16
66	HARGRAVES	18	77	77	55	55	127	127	127	127	127	16	11	11	444	444	444	444	16	16	2	2
68	BALDWIN	19	127	78	127	127	55	55	55	55	55	55	444	444	176	176	176	16	444	444	444	444
46	ROBINSON	20	11	127	11	11	11	11	11	11	11	77	176	176	11	55	55	55	55	55	55	55
444	COOMBS	21	78	11	77	77	16	16	16	16	16	444	55	55	55	64	64	64	64	64	64	64
16	ESAM	22	66	66	16	16	77	77	77	77	77	64	64	64	64	77	77	77	77	77	77	77
23	ABEL	23	16	16	66	176	444	444	444	444	444	176	77	77	77	66	66	66	66	66	66	66
11	DAWKINS	24	23	69	176	69	176	176	176	176	176	66	66	66	66	172	172	172	172	172	172	172
22	SHERRINGTON	25	444	176	69	444	66	66	66	66	66	172	172	172	172	28	28	28	95	95	46	46
172	ROSSWELL-POTTS	26	69	444	444	66	172	172	172	172	172	95	95	95	28	95	95	95	46	46	95	95
176	WELLMAN	27	176	23	23	172	46	46	46	46	22	22	46	28	95	46	46	46	28	28	28	28
127	DENDY-SADLER	28	46	46	172	46	22	22	22	22	95	46	22	46	46	22	22	22	22	22	22	22
69	GRANT	29	172	172	46	95	95	95	95	95	46	28	28	22	22							
95	TAYLOR	30	22	22	95	22																
78	CHANDLER	31	95	95	22																	

Miata Trophy

RACE 4 - STATISTICS

Competitors Started 31
Planned Start 2025-11-15 @ 13:55:00.000
Actual Start 2025-11-15 @ 14:04:19.581
Finish Time 2025-11-15 @ 14:24:25.561
Track Length 1.2079mi.
Total Laps 553
Total Distance Covered 667.9939mi.

Session Fastest Lap History

NO	CL	NAME	LAP TIME	TIME OF DAY	LAP	VEHICLE
10	NC	Tyler MCALPIN	1:04.874	14:05:24.479	1	Mazda MX-5
10	NC	Tyler MCALPIN	57.789	14:06:22.269	2	Mazda MX-5
10	NC	Tyler MCALPIN	57.667	14:07:19.936	3	Mazda MX-5
10	NC	Tyler MCALPIN	57.579	14:08:17.515	4	Mazda MX-5
12	NC	Declan LEE	57.558	14:14:56.714	9	Mazda MX-5
10	NC	Tyler MCALPIN	56.925	14:15:52.540	10	Mazda MX-5
1	NC	John LANGRIDGE	56.850	14:21:38.377	16	Mazda MX-5
17	NC	Will MORRIS	56.429	14:23:34.004	18	Mazda MX-5

Session Leader History

NO	CL	NAME	FROM LAP	LAPS LED	DISTANCE	VEHICLE
10	NC	Tyler MCALPIN	1	19	22.95 miles	Mazda MX-5

Flag History

TYPE	TIME OF DAY
GREEN	14:04:19.581
SAFETY	14:08:57.017
GREEN	14:13:53.997
FINISH	14:24:25.561

Flag Statistics

TYPE	COUNT	TOTAL LAPS	TOTAL TIME
Green	2	16	16:18.929
Red	0	0	0.000
Safety Car	1	3	4:56.979
FCY	0	0	0.000

Miata Trophy

RACE 4 - STATISTICS

CLASS : NC

29 Starters

Fastest Lap History

NO	NAME	LAP TIME	TIME OF DAY	LAP	VEHICLE
10	Tyler MCALPIN	1:04.874	14:05:24.479	1	Mazda MX-5
10	Tyler MCALPIN	57.789	14:06:22.269	2	Mazda MX-5
10	Tyler MCALPIN	57.667	14:07:19.936	3	Mazda MX-5
10	Tyler MCALPIN	57.579	14:08:17.515	4	Mazda MX-5
12	Declan LEE	57.558	14:14:56.714	9	Mazda MX-5
10	Tyler MCALPIN	56.925	14:15:52.540	10	Mazda MX-5
1	John LANGRIDGE	56.850	14:21:38.377	16	Mazda MX-5
17	Will MORRIS	56.429	14:23:34.004	18	Mazda MX-5

Leader History

NO	NAME	FROM LAP	LAPS LED	DISTANCE	VEHICLE
10	Tyler MCALPIN	1	19	22.95 miles	Mazda MX-5

Miata Trophy

RACE 4 - STATISTICS

CLASS : ND Maxi

1 Starters

Fastest Lap History

NO	NAME	LAP TIME	TIME OF DAY	LAP	VEHICLE
78	Brian CHANDLER	1:13.031	14:05:32.646	1	Mazda MX-5
78	Brian CHANDLER	59.754	14:06:32.367	2	Mazda MX-5
78	Brian CHANDLER	58.721	14:07:31.088	3	Mazda MX-5
78	Brian CHANDLER	58.539	14:08:29.627	4	Mazda MX-5
78	Brian CHANDLER	57.807	14:15:59.377	10	Mazda MX-5
78	Brian CHANDLER	57.699	14:20:50.835	15	Mazda MX-5
78	Brian CHANDLER	57.466	14:22:46.058	17	Mazda MX-5

Leader History

NO	NAME	FROM LAP	LAPS LED	DISTANCE	VEHICLE
78	Brian CHANDLER	1	19	22.95 miles	Mazda MX-5

Miata Trophy

RACE 4 - STATISTICS

CLASS : ND

1 Starters

Fastest Lap History


NO	NAME	LAP TIME	TIME OF DAY	LAP	VEHICLE
111	Aidan HILLS	1:08.246	14:05:27.845	1	Mazda MX-5
111	Aidan HILLS	58.871	14:06:26.718	2	Mazda MX-5
111	Aidan HILLS	58.675	14:07:25.430	3	Mazda MX-5
111	Aidan HILLS	58.107	14:08:23.501	4	Mazda MX-5
111	Aidan HILLS	57.383	14:15:55.982	10	Mazda MX-5
111	Aidan HILLS	57.091	14:16:53.073	11	Mazda MX-5
111	Aidan HILLS	56.986	14:20:41.894	15	Mazda MX-5
111	Aidan HILLS	56.934	14:21:38.828	16	Mazda MX-5
111	Aidan HILLS	56.890	14:24:30.263	19	Mazda MX-5

Leader History

NO	NAME	FROM LAP	LAPS LED	DISTANCE	VEHICLE
111	Aidan HILLS	1	19	22.95 miles	Mazda MX-5

Miata Trophy

RACE 4 - GRID (20 minutes)

ROW 18	35	78 Brian CHANDLER	36	84 Benjamin TAYLOR
ROW 17				
ROW 16				
ROW 15	29	69 George GRANT	30	95 Lee TAYLOR
ROW 14	27	176 Damon WELLMAN	28	127 Lee DENDY-SADLER
ROW 13	25	22 Jazmine SHERRINGTON	26	172 Marcus ROSSWELL-POTTS
ROW 12	23	23 Ian ABEL	24	11 Chris DAWKINS
ROW 11	21	444 Jay COOMBS	22	16 Alister ESAM
ROW 10	19	68 Simon BALDWIN	20	46 David ROBINSON
ROW 9	17	77 David NEWICK	18	66 Jack HARGRAVES
ROW 8	15	28 Jack HODGES	16	14 James BLAKE-BALDWIN
ROW 7	13	82 Michael KNIBBS	14	55 Simon FLEET
ROW 6	11	63 Oliver ALLWOOD	12	64 Kamal KALSI
ROW 5	9	24 James COSSINS	10	111 Aidan HILLS
ROW 4	7	93 Jack BREWER	8	12 Declan LEE
ROW 3	5	1 John LANGRIDGE	6	17 Will MORRIS
ROW 2	3	25 Will POWELL	4	10 Tyler MCALPIN
ROW 1	1	2 John ROBINSON	2	26 Drew FLETCHER
Pole				
				

These results are provisional until the conclusion of any judicial and technical matters.

Brands Hatch Indy: 1.2079 miles


Clerk Of Course: Ian Denyer

Timekeeper: Rob Cook



Miata Trophy

RACE 4 - GRID (20 minutes) - AMENDED

ROW 18	35	78 Brian CHANDLER	36	84 Benjamin TAYLOR
ROW 17				
ROW 16				
ROW 15	29	69 George GRANT	30	95 Lee TAYLOR
ROW 14	27	176 Damon WELLMAN	28	127 Lee DENDY-SADLER
ROW 13	25	22 Jazmine SHERRINGTON	26	172 Marcus ROSSWELL-POTTS
ROW 12	23	23 Ian ABEL	24	11 Chris DAWKINS
ROW 11	21	444 Jay COOMBS	22	16 Alister ESAM
ROW 10	19	68 Simon BALDWIN	20	46 David ROBINSON
ROW 9	17	77 David NEWICK	18	66 Jack HARGRAVES
ROW 8	15	28 Jack HODGES	16	14 James BLAKE-BALDWIN
ROW 7	13	82 Michael KNIBBS	14	55 Simon FLEET
ROW 6	11	2 John ROBINSON	12	64 Kamal KALSI
ROW 5	9	24 James COSSINS	10	111 Aidan HILLS
ROW 4	7	93 Jack BREWER	8	12 Declan LEE
ROW 3	5	1 John LANGRIDGE	6	17 Will MORRIS
ROW 2	3	10 Tyler MCALPIN	4	63 Oliver ALLWOOD
ROW 1	1	26 Drew FLETCHER	2	25 Will POWELL
Pole				
				

Car 63 - correct grid position given

These results are provisional until the conclusion of any judicial and technical matters.

Brands Hatch Indy: 1.2079 miles

Clerk Of Course: Ian Denyer

Timekeeper: Rob Cook

