



MIATA TROPHY

EnduroKa IndyKa 500
Brands Hatch Indy
26th October 2024



Timing & Results Provided by Timing Solutions Ltd

www.tsl-timing.com



Brands Hatch

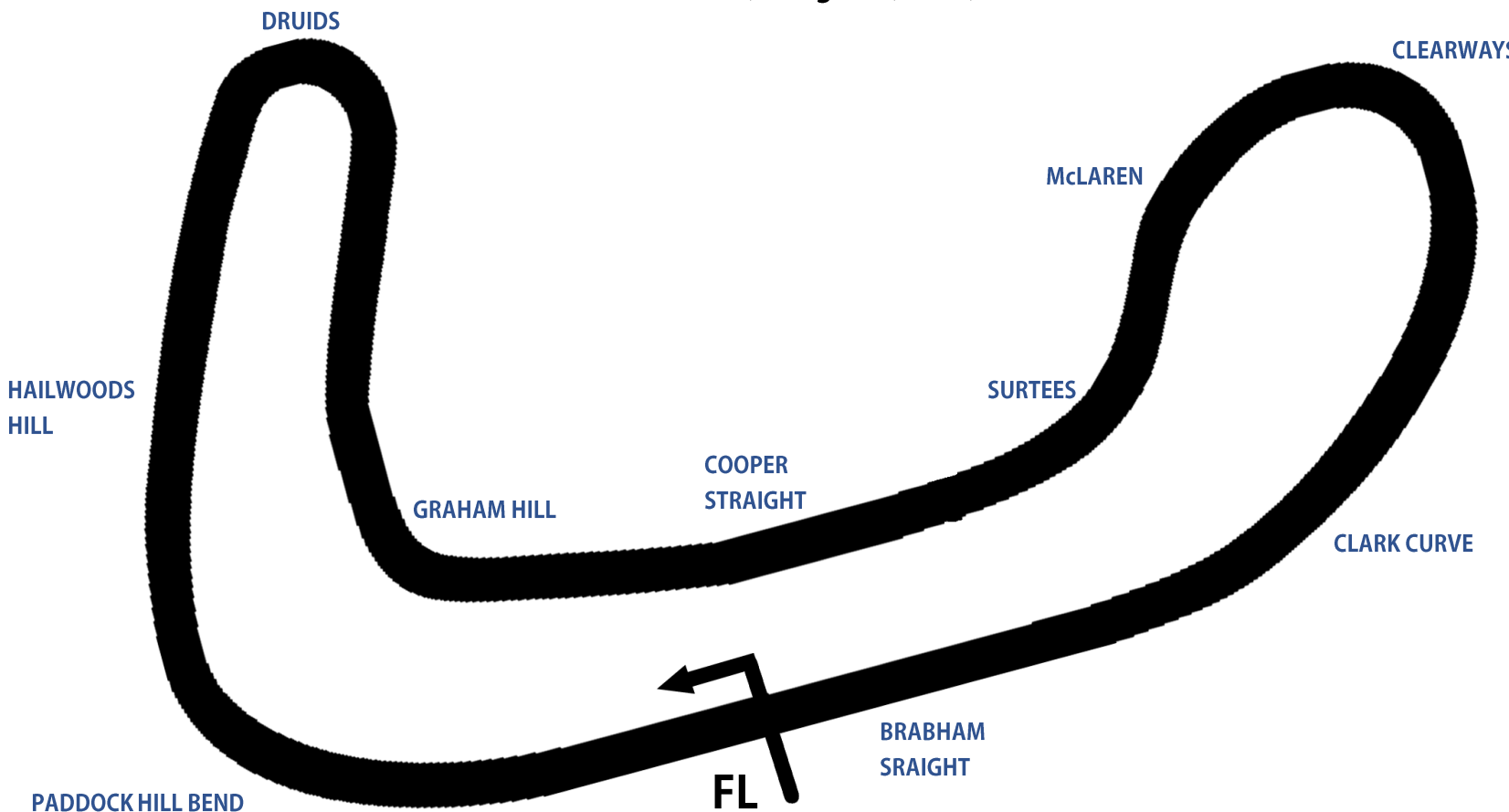
Brands Hatch Indy Circuit

Fawkham, Longfield, Kent, UK

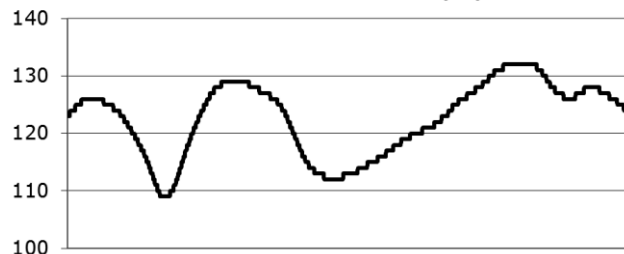


SPORTS TIMING

TIMING SOLUTIONS LTD



Circuit Altitude (m)



Length	1.2079 miles 1.944 km 1944.0 m		
FL		51.36032 N	0.26032 E
Pit Entry	1669m	51.35911 N	0.25743 E
Pit Exit	26m after FL	51.36017 N	0.26051 E
Pit Entry - Pit Exit	277m, 19.9s @ 50kph, 16.6s @ 60kph		

Miata Trophy

QUALIFYING - RACE 1 - CLASSIFICATION

POS	NO	CL	PIC	NAME	ENTRY	TIME	ON	LAPS	GAP	DIFF	MPH
1	50	G	1	Luke HERBERT	Mazda MX-5	1:03.405	14	14			68.58
2	17	NC	1	Will MORRIS	Mazda MX-5	1:03.649	13	14	0.244	0.244	68.32
3	42	NC	2	Khali ATKINS	Mazda MX-5	1:03.826	13	14	0.421	0.177	68.13
4	5	NC	3	John LANGRIDGE	Mazda MX-5	1:03.999	10	14	0.594	0.173	67.94
5	1	NC	4	Declan LEE	Mazda MX-5	1:04.156	14	14	0.751	0.157	67.78
6	76	G	2	Brian CHANDLER	Mazda MX-5	1:04.211	13	14	0.806	0.055	67.72
7	7	NC	5	Alex MILLER	Mazda MX-5	1:04.438	12	13	1.033	0.227	67.48
8	4	NC	6	Nicholas STOTT	Mazda MX-5	1:04.608	14	14	1.203	0.170	67.30
9	2	NC	7	John ROBINSON	Mazda MX-5	1:04.874	8	14	1.469	0.266	67.03
10	19	NC	8	David CHAPMAN	Mazda MX-5	1:04.947	9	13	1.542	0.073	66.95
11	33	NC	9	Dillon STEPNEY	Mazda MX-5	1:04.983	11	11	1.578	0.036	66.91
12	26	NC	10	Drew FLETCHER	Mazda MX-5	1:05.025	13	14	1.620	0.042	66.87
13	29*	NC	11	Paul O'NEILL	Mazda MX-5	1:05.030	3	9	1.625	0.005	66.87
14	82*	NC	12	Michael KNIBBS	Mazda MX-5	1:05.067	12	12	1.662	0.037	66.83
15	62	ND	1	Kevin SILVAIN	Mazda MX-5	1:05.761	12	13	2.356	0.694	66.12
16	66	NC	13	Jack HARGRAVES	Mazda MX-5	1:05.891	14	14	2.486	0.130	65.99
17	86	NC	14	Ethan LUNDY	Mazda MX-5	1:05.906	9	14	2.501	0.015	65.98
18	55	NC	15	Simon FLEET	Mazda MX-5	1:05.934	13	13	2.529	0.028	65.95
19	101	G	3	Carl GARNETT	Mazda MX-5	1:06.181	12	12	2.776	0.247	65.70
20	23	NC	16	Ian ABEL	Mazda MX-5	1:06.305	9	13	2.900	0.124	65.58
21	40	NC	17	Raymond WORLEY	Mazda MX-5	1:06.317	7	14	2.912	0.012	65.57
22	91	G	4	David NEWICK	Mazda MX-5	1:07.174	9	13	3.769	0.857	64.73
23	444	G	5	Jay COOMBS	Mazda MX-5	1:08.085	11	12	4.680	0.911	63.87
24	12	G	6	Ben TAYLOR	Mazda MX-5	1:09.883	12	13	6.478	1.798	62.22
25	20	NC	18	Jude WORLEY	Mazda MX-5	1:12.011	9	13	8.606	2.128	60.38
26	41	G	7	Darren GODFREY	Mazda MX-5	1:12.031	12	12	8.626	0.020	60.37
27	222	NC	19	Jazmine SHERRINGTON	Mazda MX-5	1:13.777	2	4	10.372	1.746	58.94
28	221	G	8	Andrew JONES	Mazda MX-5	1:18.751	3	3	15.346	4.974	55.21
29	31	G	9	Paul HENNIN	Mazda MX-5	1:19.625	3	3	16.220	0.874	54.61
30	22	G	10	Laura O'CONNELL	Mazda MX-5	1:19.944	6	7	16.539	0.319	54.39

Comments:

* Cars 29, 82 - please fit a working transponder

Weather / Track : Cloudy / Dry

These results are provisional until the conclusion of any judicial and technical matters.

Date: 26/10/2024 Start: 09:00 Finish: 09:17

Brands Hatch Indy: 1.2079 miles

Clerk Of Course: Ian Denyer

Stewards:

Timekeeper: Rob Cook



Miata Trophy

QUALIFYING - RACE 1 - LAP ANALYSIS

DIFF = Difference To Personal Best Lap

P1 50 Luke HERBERT				
LAP	LAP TIME	DIFF	MPH	TIME OF DAY
1 -	1:11.653	8.248	60.68	09:01:22.125
2 -	1:05.872	2.467	66.01	09:02:27.997
3 -	1:05.677	2.272	66.21	09:03:33.674
4 -	1:10.253	6.848	61.89	09:04:43.927
5 -	1:04.113 (3)	0.708	67.82	09:05:48.040
6 -	1:05.354	1.949	66.53	09:06:53.394
7 -	1:05.755	2.350	66.13	09:07:59.149
8 -	1:04.708	1.303	67.20	09:09:03.857
9 -	1:04.703	1.298	67.20	09:10:08.560
10 -	1:03.712 (2)	0.307	68.25	09:11:12.272
11 -	3:35.120 P	2:31.715	20.21	09:14:47.392
12 -	1:06.895	3.490	65.00	09:15:54.287
13 -	1:04.697	1.292	67.21	09:16:58.984
14 -	1:03.405 (1)		68.58	09:18:02.389

P2 17 Will MORRIS				
LAP	LAP TIME	DIFF	MPH	TIME OF DAY
1 -	1:11.567	7.918	60.76	09:01:58.346
2 -	1:07.099	3.450	64.80	09:03:05.445
3 -	1:08.263	4.614	63.70	09:04:13.708
4 -	1:06.860	3.211	65.04	09:05:20.568
5 -	1:05.288	1.639	66.60	09:06:25.856
6 -	1:04.209	0.560	67.72	09:07:30.065
7 -	1:03.949 (2)	0.300	68.00	09:08:34.014
8 -	1:04.868	1.219	67.03	09:09:38.882
9 -	1:04.244	0.595	67.68	09:10:43.126
10 -	1:04.419	0.770	67.50	09:11:47.545
11 -	2:58.276 P	1:54.627	24.39	09:14:45.821
12 -	1:06.677	3.028	65.21	09:15:52.498
13 -	1:03.649 (1)		68.32	09:16:56.147
14 -	1:04.056 (3)	0.407	67.88	09:18:00.203

P3 42 Khali ATKINS				
LAP	LAP TIME	DIFF	MPH	TIME OF DAY
1 -	1:14.452	10.626	58.40	09:01:41.873
2 -	1:12.316	8.490	60.13	09:02:54.189
3 -	1:05.421	1.595	66.47	09:03:59.610
4 -	1:05.656	1.830	66.23	09:05:05.266
5 -	1:12.873	9.047	59.67	09:06:18.139
6 -	1:05.251	1.425	66.64	09:07:23.390
7 -	1:04.261	0.435	67.67	09:08:27.651
8 -	1:04.023 (3)	0.197	67.92	09:09:31.674
9 -	1:04.550	0.724	67.36	09:10:36.224
10 -	1:04.213	0.387	67.72	09:11:40.437
11 -	3:01.800 P	1:57.974	23.91	09:14:42.237
12 -	1:07.173	3.347	64.73	09:15:49.410
13 -	1:03.826 (1)		68.13	09:16:53.236
14 -	1:03.854 (2)	0.028	68.10	09:17:57.090

P4 5 John LANGRIDGE				
LAP	LAP TIME	DIFF	MPH	TIME OF DAY
1 -	1:13.127	9.128	59.46	09:01:32.673
2 -	1:06.971	2.972	64.93	09:02:39.644
3 -	1:06.028	2.029	65.86	09:03:45.672
4 -	1:05.577	1.578	66.31	09:04:51.249
5 -	1:09.202	5.203	62.83	09:06:00.451
6 -	1:04.436	0.437	67.48	09:07:04.887
7 -	1:04.629	0.630	67.28	09:08:09.516
8 -	1:04.630	0.631	67.28	09:09:14.146
9 -	1:04.382 (3)	0.383	67.54	09:10:18.528

DIFF = Difference To Personal Best Lap

10 -	1:03.999 (1)		67.94	09:11:22.527
11 -	3:35.279 P	2:31.280	20.19	09:14:57.806
12 -	1:07.291	3.292	64.62	09:16:05.097
13 -	1:04.302 (2)	0.303	67.62	09:17:09.399
14 -	1:05.856	1.857	66.03	09:18:15.255

P5 1 Declan LEE				
LAP	LAP TIME	DIFF	MPH	TIME OF DAY
1 -	1:12.017	7.861	60.38	09:01:21.312
2 -	1:05.978	1.822	65.90	09:02:27.290
3 -	1:05.131	0.975	66.76	09:03:32.421
4 -	1:08.817	4.661	63.19	09:04:41.238
5 -	1:06.061	1.905	65.82	09:05:47.299
6 -	1:04.617 (2)	0.461	67.29	09:06:51.916
7 -	1:06.134	1.978	65.75	09:07:58.050
8 -	1:05.101	0.945	66.79	09:09:03.151
9 -	1:07.939	3.783	64.00	09:10:11.090
10 -	1:05.613	1.457	66.27	09:11:16.703
11 -	3:22.765 P	2:18.609	21.44	09:14:39.468
12 -	1:08.192	4.036	63.77	09:15:47.660
13 -	1:05.052 (3)	0.896	66.84	09:16:52.712
14 -	1:04.156 (1)		67.78	09:17:56.868

P6 76 Brian CHANDLER				
LAP	LAP TIME	DIFF	MPH	TIME OF DAY
1 -	1:13.035	8.824	59.54	09:01:33.424
2 -	1:06.773	2.562	65.12	09:02:40.197
3 -	1:07.042	2.831	64.86	09:03:47.239
4 -	1:05.969	1.758	65.91	09:04:53.208
5 -	1:14.021	9.810	58.74	09:06:07.229
6 -	1:05.122	0.911	66.77	09:07:12.351
7 -	1:05.452	1.241	66.43	09:08:17.803
8 -	1:04.580 (2)	0.369	67.33	09:09:22.383
9 -	1:05.454	1.243	66.43	09:10:27.837
10 -	1:05.148	0.937	66.74	09:11:32.985
11 -	3:05.527 P	2:01.316	23.43	09:14:38.512
12 -	1:08.869	4.658	63.14	09:15:47.381
13 -	1:04.211 (1)		67.72	09:16:51.592
14 -	1:04.902 (3)	0.691	67.00	09:17:56.494

P7 7 Alex MILLER				
LAP	LAP TIME	DIFF	MPH	TIME OF DAY
1 -	1:18.798	14.360	55.18	09:02:20.813
2 -	1:08.436	3.998	63.54	09:03:29.249
3 -	1:11.861	7.423	60.51	09:04:41.110
4 -	1:06.039	1.601	65.84	09:05:47.149
5 -	1:05.897	1.459	65.99	09:06:53.046
6 -	1:07.826	3.388	64.11	09:08:00.872
7 -	1:04.652 (2)	0.214	67.26	09:09:05.524
8 -	1:05.356 (3)	0.918	66.53	09:10:10.880
9 -	1:06.142	1.704	65.74	09:11:17.022
10 -	3:42.019 P	2:37.581	19.58	09:14:59.041
11 -	1:06.767	2.329	65.13	09:16:05.808
12 -	1:04.438 (1)		67.48	09:17:10.246
13 -	1:05.357	0.919	66.53	09:18:15.603

P8 4 Nicholas STOTT				
LAP	LAP TIME	DIFF	MPH	TIME OF DAY
1 -	1:11.752	7.144	60.60	09:01:21.622
2 -	1:06.051	1.443	65.83	09:02:27.673
3 -	1:05.421	0.813	66.47	09:03:33.094
4 -	1:08.888	4.280	63.12	09:04:41.982

Miata Trophy

QUALIFYING - RACE 1 - LAP ANALYSIS

DIFF = Difference To Personal Best Lap

5 -	1:05.692	1.084	66.19	09:05:47.674
6 -	1:05.550	0.942	66.34	09:06:53.224
7 -	1:05.689	1.081	66.19	09:07:58.913
8 -	1:04.770 (3)	0.162	67.13	09:09:03.683
9 -	1:06.203	1.595	65.68	09:10:09.886
10 -	1:04.790	0.182	67.11	09:11:14.676
11 -	3:22.850 P	2:18.242	21.43	09:14:37.526
12 -	1:08.750	4.142	63.25	09:15:46.276
13 -	1:04.648 (2)	0.040	67.26	09:16:50.924
14 -	1:04.608 (1)		67.30	09:17:55.532

P9 2 John ROBINSON

LAP	LAP TIME	DIFF	MPH	TIME OF DAY
1 -	1:21.428	16.554	53.40	09:01:58.815
2 -	1:08.285	3.411	63.68	09:03:07.100
3 -	1:08.082	3.208	63.87	09:04:15.182
4 -	1:06.093	1.219	65.79	09:05:21.275
5 -	1:05.404 (3)	0.530	66.48	09:06:26.679
6 -	1:06.894	2.020	65.00	09:07:33.573
7 -	1:05.810	0.936	66.07	09:08:39.383
8 -	1:04.874 (1)		67.03	09:09:44.257
9 -	1:05.443	0.569	66.44	09:10:49.700
10 -	1:06.531	1.657	65.36	09:11:56.231
11 -	2:52.395 P	1:47.521	25.22	09:14:48.626
12 -	1:07.628	2.754	64.30	09:15:56.254
13 -	1:06.070	1.196	65.81	09:17:02.324
14 -	1:04.985 (2)	0.111	66.91	09:18:07.309

P10 19 David CHAPMAN

LAP	LAP TIME	DIFF	MPH	TIME OF DAY
1 -	1:17.330	12.383	56.23	09:02:22.006
2 -	1:06.722	1.775	65.17	09:03:28.728
3 -	1:09.273	4.326	62.77	09:04:38.001
4 -	1:07.377	2.430	64.54	09:05:45.378
5 -	1:05.589 (2)	0.642	66.30	09:06:50.967
6 -	1:10.734	5.787	61.47	09:08:01.701
7 -	1:05.615 (3)	0.668	66.27	09:09:07.316
8 -	1:08.644	3.697	63.35	09:10:15.960
9 -	1:04.947 (1)		66.95	09:11:20.907
10 -	3:19.449 P	2:14.502	21.80	09:14:40.356
11 -	1:08.322	3.375	63.64	09:15:48.678
12 -	1:11.336	6.389	60.95	09:17:00.014
13 -	1:24.143	19.196	51.68	09:18:24.157

P11 33 Dillon STEPNEY

LAP	LAP TIME	DIFF	MPH	TIME OF DAY
1 -	1:09.454	4.471	62.61	09:02:43.240
2 -	1:07.749	2.766	64.18	09:03:50.989
3 -	3:22.416	2:17.433	21.48	09:07:13.405
4 -	1:05.829	0.846	66.05	09:08:19.234
5 -	1:05.394 (3)	0.411	66.49	09:09:24.628
6 -	1:08.150	3.167	63.80	09:10:32.778
7 -	1:06.218	1.235	65.67	09:11:38.996
8 -	3:04.011 P	1:59.028	23.63	09:14:43.007
9 -	1:07.390	2.407	64.52	09:15:50.397
10 -	1:05.291 (2)	0.308	66.60	09:16:55.688
11 -	1:04.983 (1)		66.91	09:18:00.671

P12 26 Drew FLETCHER

LAP	LAP TIME	DIFF	MPH	TIME OF DAY
1 -	1:13.966	8.941	58.79	09:01:29.998
2 -	1:07.757	2.732	64.17	09:02:37.755

DIFF = Difference To Personal Best Lap

3 -	1:10.464	5.439	61.71	09:03:48.219
4 -	1:06.772	1.747	65.12	09:04:54.991
5 -	1:13.156	8.131	59.44	09:06:08.147
6 -	1:06.373	1.348	65.51	09:07:14.520
7 -	1:05.833	0.808	66.05	09:08:20.353
8 -	1:05.314 (2)	0.289	66.57	09:09:25.667
9 -	1:05.726 (3)	0.701	66.16	09:10:31.393
10 -	1:05.734	0.709	66.15	09:11:37.127
11 -	3:09.740 P	2:04.715	22.91	09:14:46.867
12 -	1:09.092	4.067	62.93	09:15:55.959
13 -	1:05.025 (1)		66.87	09:17:00.984
14 -	1:06.604	1.579	65.29	09:18:07.588

P13 29 Paul O'NEILL

LAP	LAP TIME	DIFF	MPH	TIME OF DAY
1 -	1:06.915	1.885	64.98	09:03:25.152
2 -	1:10.324	5.294	61.83	09:04:35.476
3 -	1:05.030 (1)		66.87	09:05:40.506
4 -	1:10.931	5.901	61.30	09:06:51.437
5 -	1:06.227	1.197	65.66	09:07:57.664
6 -	3:58.256	2:53.226	18.25	09:11:55.920
7 -	3:53.311	2:48.281	18.63	09:15:49.231
8 -	1:06.018 (3)	0.988	65.86	09:16:55.249
9 -	1:05.088 (2)	0.058	66.81	09:18:00.337

P14 82 Michael KNIBBS

LAP	LAP TIME	DIFF	MPH	TIME OF DAY
1 -	1:08.672	3.605	63.32	09:02:33.834
2 -	1:07.342	2.275	64.57	09:03:41.176
3 -	1:07.401	2.334	64.51	09:04:48.577
4 -	1:07.926	2.859	64.01	09:05:56.503
5 -	1:06.129	1.062	65.75	09:07:02.632
6 -	1:05.816	0.749	66.07	09:08:08.448
7 -	1:05.241 (3)	0.174	66.65	09:09:13.689
8 -	1:05.858	0.791	66.03	09:10:19.547
9 -	1:05.152 (2)	0.085	66.74	09:11:24.699
10 -	4:32.121	3:27.054	15.98	09:15:56.820
11 -	1:06.222	1.155	65.66	09:17:03.042
12 -	1:05.067 (1)		66.83	09:18:08.109

P15 62 Kevin SILVAIN

LAP	LAP TIME	DIFF	MPH	TIME OF DAY
1 -	1:13.425	7.664	59.22	09:01:26.408
2 -	1:08.835	3.074	63.17	09:02:35.243
3 -	1:06.802 (3)	1.041	65.09	09:03:42.045
4 -	1:07.699	1.938	64.23	09:04:49.744
5 -	1:13.564	7.803	59.11	09:06:03.308
6 -	1:07.196	1.435	64.71	09:07:10.504
7 -	1:18.060	12.299	55.70	09:08:28.564
8 -	1:06.305 (2)	0.544	65.58	09:09:34.869
9 -	1:59.754 P	53.993	36.31	09:11:34.623
10 -	3:27.055 P	2:21.294	21.00	09:15:01.678
11 -	1:08.281	2.520	63.68	09:16:09.959
12 -	1:05.761 (1)		66.12	09:17:15.720
13 -	1:09.293	3.532	62.75	09:18:25.013

P16 66 Jack HARGRAVES

LAP	LAP TIME	DIFF	MPH	TIME OF DAY
1 -	1:14.373	8.482	58.47	09:01:42.772
2 -	1:08.790	2.899	63.21	09:02:51.562
3 -	1:07.622	1.731	64.30	09:03:59.184
4 -	1:08.624	2.733	63.36	09:05:07.808

Miata Trophy

QUALIFYING - RACE 1 - LAP ANALYSIS

DIFF = Difference To Personal Best Lap

5 -	1:11.559	5.668	60.76	09:06:19.367
6 -	1:07.538	1.647	64.38	09:07:26.905
7 -	1:06.142 (2)	0.251	65.74	09:08:33.047
8 -	1:06.435 (3)	0.544	65.45	09:09:39.482
9 -	1:06.814	0.923	65.08	09:10:46.296
10 -	1:06.680	0.789	65.21	09:11:52.976
11 -	2:58.167 P	1:52.276	24.40	09:14:51.143
12 -	1:08.495	2.604	63.48	09:15:59.638
13 -	1:07.282	1.391	64.63	09:17:06.920
14 -	1:05.891 (1)		65.99	09:18:12.811

P17 86 Ethan LUNDY

LAP	LAP TIME	DIFF	MPH	TIME OF DAY
1 -	1:18.879	12.973	55.13	09:01:33.643
2 -	1:12.336	6.430	60.11	09:02:45.979
3 -	1:08.887	2.981	63.12	09:03:54.866
4 -	1:08.517	2.611	63.46	09:05:03.383
5 -	1:14.802	8.896	58.13	09:06:18.185
6 -	1:06.751 (3)	0.845	65.14	09:07:24.936
7 -	1:06.565 (2)	0.659	65.32	09:08:31.501
8 -	1:07.567	1.661	64.35	09:09:39.068
9 -	1:05.906 (1)		65.98	09:10:44.974
10 -	1:17.075	11.169	56.42	09:12:02.049
11 -	2:42.023 P	1:36.117	26.83	09:14:44.072
12 -	1:08.078	2.172	63.87	09:15:52.150
13 -	1:07.306	1.400	64.60	09:16:59.456
14 -	1:07.988	2.082	63.96	09:18:07.444

P18 55 Simon FLEET

LAP	LAP TIME	DIFF	MPH	TIME OF DAY
1 -	1:14.804	8.870	58.13	09:01:32.123
2 -	1:07.536	1.602	64.38	09:02:39.659
3 -	1:07.400	1.466	64.51	09:03:47.059
4 -	1:07.591	1.657	64.33	09:04:54.650
5 -	1:36.932	30.998	44.86	09:06:31.582
6 -	1:07.408	1.474	64.51	09:07:38.990
7 -	1:06.599	0.665	65.29	09:08:45.589
8 -	1:06.562 (3)	0.628	65.33	09:09:52.151
9 -	1:05.952 (2)	0.018	65.93	09:10:58.103
10 -	3:54.369 P	2:48.435	18.55	09:14:52.472
11 -	1:09.666	3.732	62.42	09:16:02.138
12 -	1:07.030	1.096	64.87	09:17:09.168
13 -	1:05.934 (1)		65.95	09:18:15.102

P19 101 Carl GARNETT

LAP	LAP TIME	DIFF	MPH	TIME OF DAY
1 -	1:17.971	11.790	55.77	09:02:21.593
2 -	1:08.665	2.484	63.33	09:03:30.258
3 -	1:14.236	8.055	58.57	09:04:44.494
4 -	1:06.476	0.295	65.41	09:05:50.970
5 -	1:06.452 (3)	0.271	65.43	09:06:57.422
6 -	1:07.751	1.570	64.18	09:08:05.173
7 -	1:06.432 (2)	0.251	65.45	09:09:11.605
8 -	1:06.944	0.763	64.95	09:10:18.549
9 -	1:07.569	1.388	64.35	09:11:26.118
10 -	3:58.779 P	2:52.598	18.21	09:15:24.897
11 -	1:09.330	3.149	62.72	09:16:34.227
12 -	1:06.181 (1)		65.70	09:17:40.408

P20 23 Ian ABEL

LAP	LAP TIME	DIFF	MPH	TIME OF DAY
1 -	1:16.317	10.012	56.98	09:01:55.172

DIFF = Difference To Personal Best Lap

2 -	1:10.406	4.101	61.76	09:03:05.578
3 -	1:08.525 (2)	2.220	63.46	09:04:14.103
4 -	1:13.637	7.332	59.05	09:05:27.740
5 -	1:10.131	3.826	62.00	09:06:37.871
6 -	1:09.039	2.734	62.98	09:07:46.910
7 -	1:09.206	2.901	62.83	09:08:56.116
8 -	1:16.211	9.906	57.06	09:10:12.327
9 -	1:06.305 (1)		65.58	09:11:18.632
10 -	3:36.488 P	2:30.183	20.08	09:14:55.120
11 -	1:09.011	2.706	63.01	09:16:04.131
12 -	1:08.815 (3)	2.510	63.19	09:17:12.946
13 -	1:10.322	4.017	61.83	09:18:23.268

P21 40 Raymond WORLEY

LAP	LAP TIME	DIFF	MPH	TIME OF DAY
1 -	1:15.128	8.811	57.88	09:01:38.713
2 -	1:10.612	4.295	61.58	09:02:49.325
3 -	1:08.166	1.849	63.79	09:03:57.491
4 -	1:11.033	4.716	61.21	09:05:08.524
5 -	1:11.220	4.903	61.05	09:06:19.744
6 -	1:07.816	1.499	64.12	09:07:27.560
7 -	1:06.317 (1)		65.57	09:08:33.877
8 -	1:06.650 (3)	0.333	65.24	09:09:40.527
9 -	1:07.259	0.942	64.65	09:10:47.786
10 -	1:06.464 (2)	0.147	65.42	09:11:54.250
11 -	2:59.442 P	1:53.125	24.23	09:14:53.692
12 -	1:08.884	2.567	63.12	09:16:02.576
13 -	1:07.013	0.696	64.89	09:17:09.589
14 -	1:07.453	1.136	64.46	09:18:17.042

P22 91 David NEWICK

LAP	LAP TIME	DIFF	MPH	TIME OF DAY
1 -	1:16.524	9.350	56.82	09:01:48.215
2 -	1:10.852	3.678	61.37	09:02:59.067
3 -	1:13.343	6.169	59.29	09:04:12.410
4 -	1:09.017	1.843	63.00	09:05:21.427
5 -	1:12.065	4.891	60.34	09:06:33.492
6 -	1:09.840	2.666	62.26	09:07:43.332
7 -	1:07.853	0.679	64.08	09:08:51.185
8 -	1:07.810 (3)	0.636	64.12	09:09:58.995
9 -	1:07.174 (1)		64.73	09:11:06.169
10 -	3:58.745 P	2:51.571	18.21	09:15:04.914
11 -	1:09.744	2.570	62.35	09:16:14.658
12 -	1:07.345 (2)	0.171	64.57	09:17:22.003
13 -	1:08.046	0.872	63.90	09:18:30.049

P23 444 Jay COOMBS

LAP	LAP TIME	DIFF	MPH	TIME OF DAY
1 -	1:15.254	7.169	57.78	09:01:45.372
2 -	1:11.983	3.898	60.41	09:02:57.355
3 -	1:15.035	6.950	57.95	09:04:12.390
4 -	1:13.304	5.219	59.32	09:05:25.694
5 -	1:13.493	5.408	59.17	09:06:39.187
6 -	1:08.380 (2)	0.295	63.59	09:07:47.567
7 -	1:08.708	0.623	63.29	09:08:56.275
8 -	1:08.402 (3)	0.317	63.57	09:10:04.677
9 -	4:55.821 P	3:47.736	14.70	09:15:00.498
10 -	1:11.460	3.375	60.85	09:16:11.958
11 -	1:08.085 (1)		63.87	09:17:20.043
12 -	1:08.493	0.408	63.48	09:18:28.536

Miata Trophy

QUALIFYING - RACE 1 - LAP ANALYSIS

DIFF = Difference To Personal Best Lap

P24 12 Ben TAYLOR				
LAP	LAP TIME	DIFF	MPH	TIME OF DAY
1 -	1:19.811	9.928	54.48	09:02:07.934
2 -	1:17.472	7.589	56.13	09:03:25.406
3 -	1:14.070	4.187	58.70	09:04:39.476
4 -	1:11.625	1.742	60.71	09:05:51.101
5 -	1:11.901	2.018	60.48	09:07:03.002
6 -	1:11.436	1.553	60.87	09:08:14.438
7 -	1:12.987	3.104	59.58	09:09:27.425
8 -	1:10.281 (2)	0.398	61.87	09:10:37.706
9 -	1:10.556 (3)	0.673	61.63	09:11:48.262
10 -	3:17.445 P	2:07.562	22.02	09:15:05.707
11 -	1:12.437	2.554	60.03	09:16:18.144
12 -	1:09.883 (1)		62.22	09:17:28.027
13 -	1:10.589	0.706	61.60	09:18:38.616

P25 20 Jude WORLEY				
LAP	LAP TIME	DIFF	MPH	TIME OF DAY
1 -	1:18.140	6.129	55.65	09:01:50.916
2 -	1:16.643	4.632	56.73	09:03:07.559
3 -	1:14.128	2.117	58.66	09:04:21.687
4 -	1:14.166	2.155	58.63	09:05:35.853
5 -	1:18.630	6.619	55.30	09:06:54.483
6 -	1:14.487	2.476	58.38	09:08:08.970
7 -	1:12.595 (2)	0.584	59.90	09:09:21.565
8 -	1:13.673 (3)	1.662	59.02	09:10:35.238
9 -	1:12.011 (1)		60.38	09:11:47.249
10 -	2:49.199 P	1:37.188	25.70	09:14:36.448
11 -	1:18.759	6.748	55.21	09:15:55.207
12 -	1:14.151	2.140	58.64	09:17:09.358
13 -	1:14.642	2.631	58.25	09:18:24.000

P26 41 Darren GODFREY				
LAP	LAP TIME	DIFF	MPH	TIME OF DAY
1 -	1:24.983	12.952	51.17	09:02:07.627
2 -	1:20.379	8.348	54.10	09:03:28.006
3 -	1:18.338	6.307	55.51	09:04:46.344
4 -	1:24.619	12.588	51.39	09:06:10.963
5 -	1:18.569	6.538	55.34	09:07:29.532
6 -	1:15.665	3.634	57.47	09:08:45.197
7 -	1:13.575 (3)	1.544	59.10	09:09:58.772
8 -	1:14.055	2.024	58.72	09:11:12.827
9 -	3:32.309 P	2:20.278	20.48	09:14:45.136
10 -	1:17.579	5.548	56.05	09:16:02.715
11 -	1:13.232 (2)	1.201	59.38	09:17:15.947
12 -	1:12.031 (1)		60.37	09:18:27.978

P27 222 Jazmine SHERRINGTON				
LAP	LAP TIME	DIFF	MPH	TIME OF DAY
1 -	1:16.175	2.398	57.08	09:01:38.387
2 -	1:13.777 (1)		58.94	09:02:52.164
3 -	6:39.347 P	5:25.570	10.88	09:09:31.511
4 -	1:23.435	9.658	52.11	09:10:54.946

P28 221 Andrew JONES				
LAP	LAP TIME	DIFF	MPH	TIME OF DAY
1 -	1:30.823	12.072	47.87	09:02:06.369
2 -	1:20.750 (2)	1.999	53.85	09:03:27.119
3 -	1:18.751 (1)		55.21	09:04:45.870

DIFF = Difference To Personal Best Lap

P29 31 Paul HENNIN				
LAP	LAP TIME	DIFF	MPH	TIME OF DAY
1 -	1:26.514	6.889	50.26	09:02:07.081
2 -	1:20.643 (2)	1.018	53.92	09:03:27.724
3 -	1:19.625 (1)		54.61	09:04:47.349

P30 22 Laura O'CONNELL				
LAP	LAP TIME	DIFF	MPH	TIME OF DAY
1 -	1:46.758	26.814	40.73	09:02:13.176
2 -	1:23.321	3.377	52.19	09:03:36.497
3 -	1:20.384 (3)	0.440	54.09	09:04:56.881
4 -	1:27.597	7.653	49.64	09:06:24.478
5 -	1:20.515	0.571	54.00	09:07:44.993
6 -	1:19.944 (1)		54.39	09:09:04.937
7 -	1:20.106 (2)	0.162	54.28	09:10:25.043

Miata Trophy

QUALIFYING - RACE 1 - STATISTICS

Competitors Started 30
Planned Start 2024-10-26 @ 09:00:00.000
Actual Start 2024-10-26 @ 09:00:01.880
Finish Time 2024-10-26 @ 09:17:34.647
Track Length 1.2079mi.
Total Laps 357
Total Distance Covered 431.2365mi.

Session Fastest Lap History

NO	CL	NAME	LAP TIME	TIME OF DAY	LAP	VEHICLE
1	NC	Declan LEE	1:05.978	09:02:27.303	2	Mazda MX-5
50	G	Luke HERBERT	1:05.872	09:02:28.011	2	Mazda MX-5
1	NC	Declan LEE	1:05.131	09:03:32.435	3	Mazda MX-5
29	NC	Paul O'NEILL	1:05.030	09:05:40.506	3	Mazda MX-5
50	G	Luke HERBERT	1:04.113	09:05:48.055	5	Mazda MX-5
17	NC	Will MORRIS	1:03.949	09:08:33.944	7	Mazda MX-5
50	G	Luke HERBERT	1:03.712	09:11:12.285	10	Mazda MX-5
17	NC	Will MORRIS	1:03.649	09:16:56.160	13	Mazda MX-5
50	G	Luke HERBERT	1:03.405	09:18:02.402	14	Mazda MX-5

Flag History

TYPE	TIME OF DAY
GREEN	09:00:01.880
RED	09:12:02.774
GREEN	09:14:31.499
FINISH	09:17:34.647

Flag Statistics

TYPE	COUNT	TOTAL LAPS	TOTAL TIME
Green	2	14	16:30.257
Red	1	0	2:28.725
Safety Car	0	0	0.000
FCY	0	0	0.000

Miata Trophy

QUALIFYING - RACE 1 - STATISTICS

CLASS : NC

19 Starters

Fastest Lap History

NO	NAME	LAP TIME	TIME OF DAY	LAP	VEHICLE
1	Declan LEE	1:05.978	09:02:27.303	2	Mazda MX-5
1	Declan LEE	1:05.131	09:03:32.435	3	Mazda MX-5
29	Paul O'NEILL	1:05.030	09:05:40.506	3	Mazda MX-5
1	Declan LEE	1:04.617	09:06:51.932	6	Mazda MX-5
5	John LANGRIDGE	1:04.436	09:07:04.902	6	Mazda MX-5
17	Will MORRIS	1:04.209	09:07:30.082	6	Mazda MX-5
17	Will MORRIS	1:03.949	09:08:33.944	7	Mazda MX-5
42	Khali ATKINS	1:03.826	09:16:53.264	13	Mazda MX-5
17	Will MORRIS	1:03.649	09:16:56.160	13	Mazda MX-5

Miata Trophy

QUALIFYING - RACE 1 - STATISTICS

CLASS : G

10 Starters

Fastest Lap History

NO	NAME	LAP TIME	TIME OF DAY	LAP	VEHICLE
50	Luke HERBERT	1:05.872	09:02:28.011	2	Mazda MX-5
50	Luke HERBERT	1:05.677	09:03:33.686	3	Mazda MX-5
50	Luke HERBERT	1:04.113	09:05:48.055	5	Mazda MX-5
50	Luke HERBERT	1:03.712	09:11:12.285	10	Mazda MX-5
50	Luke HERBERT	1:03.405	09:18:02.402	14	Mazda MX-5

Miata Trophy

QUALIFYING - RACE 1 - STATISTICS

CLASS : ND

1 Starters

Fastest Lap History

NO	NAME	LAP TIME	TIME OF DAY	LAP	VEHICLE
62	Kevin SILVAIN	1:08.835	09:02:35.255	2	Mazda MX-5
62	Kevin SILVAIN	1:06.802	09:03:42.057	3	Mazda MX-5
62	Kevin SILVAIN	1:06.305	09:09:34.881	8	Mazda MX-5
62	Kevin SILVAIN	1:05.761	09:17:15.731	12	Mazda MX-5

Miata Trophy

SUPERPOLE - RACE 1 - CLASSIFICATION

POS	NO	CL	PIC	NAME	ENTRY	TIME	ON	LAPS	GAP	DIFF	MPH
1	5	NC	1	John LANGRIDGE	Mazda MX-5	1:03.527	2	2			68.45
2	42	NC	2	Khali ATKINS	Mazda MX-5	1:03.749	2	2	0.222	0.222	68.21
3	17	NC	3	Will MORRIS	Mazda MX-5	1:04.024	2	2	0.497	0.275	67.92
4	7	NC	4	Alex MILLER	Mazda MX-5	1:04.195	2	2	0.668	0.171	67.74
5	1	NC	5	Declan LEE	Mazda MX-5	1:04.766	2	2	1.239	0.571	67.14

Weather / Track : Cloudy / Dry

These results are provisional until the conclusion of any judicial and technical matters.

Date: 26/10/2024 Start: 09:56 Finish: 00:00

Brands Hatch Indy: 1.2079 miles

Clerk Of Course: Ian Denyer

Stewards:

Timekeeper: Rob Cook



Miata Trophy

SUPERPOLE - RACE 1 - LAP ANALYSIS

DIFF = Difference To Personal Best Lap

P1 5 John LANGRIDGE				
LAP	LAP TIME	DIFF	MPH	TIME OF DAY

1 -	1:10.170	6.643	61.97	09:57:54.668
2 -	1:03.527 (1)		68.45	09:58:58.195

P2 42 Khali ATKINS				
LAP	LAP TIME	DIFF	MPH	TIME OF DAY

1 -	1:07.111	3.362	64.79	09:58:00.279
2 -	1:03.749 (1)		68.21	09:59:04.028

P3 17 Will MORRIS				
LAP	LAP TIME	DIFF	MPH	TIME OF DAY

1 -	1:07.750	3.726	64.18	09:58:10.897
2 -	1:04.024 (1)		67.92	09:59:14.921

P4 7 Alex MILLER				
LAP	LAP TIME	DIFF	MPH	TIME OF DAY

1 -	1:08.853	4.658	63.15	09:57:37.408
2 -	1:04.195 (1)		67.74	09:58:41.603

P5 1 Declan LEE				
LAP	LAP TIME	DIFF	MPH	TIME OF DAY

1 -	1:15.487	10.721	57.60	09:57:52.396
2 -	1:04.766 (1)		67.14	09:58:57.162

Miata Trophy

SUPERPOLE - RACE 1 - STATISTICS

Competitors Started 5
Planned Start 2024-10-26 @ 10:00:00.000
Actual Start 2024-10-26 @ 09:56:24.717
Finish Time
Track Length 1.2079mi.
Total Laps 10
Total Distance Covered 12.0794mi.

Session Fastest Lap History

NO	CL	NAME	LAP TIME	TIME OF DAY	LAP	VEHICLE
7	NC	Alex MILLER	1:04.195	09:58:41.617	2	Mazda MX-5
5	NC	John LANGRIDGE	1:03.527	09:58:58.209	2	Mazda MX-5

Flag History

TYPE	TIME OF DAY
GREEN	09:56:24.717

Flag Statistics

TYPE	COUNT	TOTAL LAPS	TOTAL TIME
Green	1	2	4:13.325
Red	0	0	0.000
Safety Car	0	0	0.000
FCY	0	0	0.000

Miata Trophy

SUPERPOLE - RACE 1 - STATISTICS

CLASS : NC

5 Starters

Fastest Lap History

NO	NAME	LAP TIME	TIME OF DAY	LAP	VEHICLE
7	Alex MILLER	1:04.195	09:58:41.617	2	Mazda MX-5
5	John LANGRIDGE	1:03.527	09:58:58.209	2	Mazda MX-5

Miata Trophy

RACE 1 - GRID (20 minutes)

ROW 18	35	22	1:19.944 Laura O'CONNELL	
ROW 17	33	221	1:18.751 Andrew JONES	34
				31
				1:19.625 Paul HENNIN
ROW 16		31	12	1:09.883 Ben TAYLOR
				32
				41
				1:12.031 Darren GODFREY
ROW 15	29	91	1:07.174 David NEWICK	30
				444
				1:08.085 Jay COOMBS
ROW 14		27	76	1:04.211 Brian CHANDLER
				28
				101
				1:06.181 Carl GARNETT
ROW 13	25	62	1:05.761 Kevin SILVAIN	26
				50
				1:03.405 Luke HERBERT
ROW 12				
ROW 11				
ROW 10		19	222	1:13.777 Jazmine SHERRINGTON
ROW 9	17	40	1:06.317 Raymond WORLEY	18
				20
				1:12.011 Jude WORLEY
ROW 8		15	55	1:05.934 Simon FLEET
				16
				23
				1:06.305 Ian ABEL
ROW 7	13	66	1:05.891 Jack HARGRAVES	14
				86
				1:05.906 Ethan LUNDY
ROW 6		11	29	1:05.030 Paul O'NEILL
				12
				82
				1:05.067 Michael KNIBBS
ROW 5	9	33	1:04.983 Dillon STEPNEY	10
				26
				1:05.025 Drew FLETCHER
ROW 4		7	2	1:04.874 John ROBINSON
				8
				19
				1:04.947 David CHAPMAN
ROW 3	5	1	1:04.766 Declan LEE	6
				4
				1:04.608 Nicholas STOTT
ROW 2		3	17	1:04.024 Will MORRIS
				4
				7
				1:04.195 Alex MILLER
ROW 1	1	5	1:03.527 John LANGRIDGE	2
				42
				1:03.749 Khali ATKINS
Pole				

These results are provisional until the conclusion of any judicial and technical matters.

Brands Hatch Indy: 1.2079 miles

Clerk Of Course: Ian Denyer

Stewards:

Timekeeper: Rob Cook



Miata Trophy

RACE 1 - CLASSIFICATION

Race Distance: 18 Laps / 21.74 miles

POS	NO	CL	PIC	NAME	ENTRY	LAPS	TIME	GAP	DIFF	MPH	BEST	ON	GRD	↑↓
1	17	NC	1	Will MORRIS	Mazda MX-5	18	19:59.117			65.27	58.669	18	3	2
2	1	NC	2	Declan LEE	Mazda MX-5	18	20:03.603	4.486	4.486	65.03	58.899	15	5	3
3	5	NC	3	John LANGRIDGE	Mazda MX-5	18	20:03.947	4.830	0.344	65.01	59.057	18	1	-2
4	42	NC	4	Khali ATKINS	Mazda MX-5	18	20:05.258	6.141	1.311	64.94	59.090	15	2	-2
5	82	NC	5	Michael KNIBBS	Mazda MX-5	18	20:11.188	12.071	5.930	64.62	59.472	17	12	7
6	7	NC	6	Alex MILLER	Mazda MX-5	18	20:12.852	13.735	1.664	64.53	59.772	18	4	-2
7	29*	NC	7	Paul O'NEILL	Mazda MX-5	18	20:13.331	14.214	0.479	64.51	59.574	15	11	4
8	33	NC	8	Dillon STEPNEY	Mazda MX-5	18	20:14.286	15.169	0.955	64.46	59.803	18	9	1
9	50	G	1	Luke HERBERT	Mazda MX-5	18	20:15.632	16.515	1.346	64.39	58.735	18	21	12
10	26	NC	9	Drew FLETCHER	Mazda MX-5	18	20:22.972	23.855	7.340	64.00	1:00.498	17	10	0
11	19	NC	10	David CHAPMAN	Mazda MX-5	18	20:23.318	24.201	0.346	63.98	1:00.163	17	8	-3
12	2	NC	11	John ROBINSON	Mazda MX-5	18	20:23.685	24.568	0.367	63.96	1:00.072	17	7	-5
13	86	NC	12	Ethan LUNDY	Mazda MX-5	18	20:24.234	25.117	0.549	63.93	1:00.163	17	14	1
14	62	ND	1	Kevin SILVAIN	Mazda MX-5	18	20:25.356	26.239	1.122	63.87	59.665	17	20	6
15	101	G	2	Carl GARNETT	Mazda MX-5	18	20:34.252	35.135	8.896	63.41	1:01.219	16	23	8
16	55	NC	13	Simon FLEET	Mazda MX-5	18	20:35.087	35.970	0.835	63.37	1:00.884	18	15	-1
17	66	NC	14	Jack HARGRAVES	Mazda MX-5	18	20:36.825	37.708	1.738	63.28	1:01.696	18	13	-4
18	76	G	3	Brian CHANDLER	Mazda MX-5	18	20:42.000	42.883	5.175	63.02	1:00.276	18	22	4
19	23	NC	15	Ian ABEL	Mazda MX-5	18	20:47.921	48.804	5.921	62.72	1:01.715	16	16	-3
20	91	G	4	David NEWICK	Mazda MX-5	18	20:48.776	49.659	0.855	62.68	1:01.038	18	24	4
21	40	NC	16	Raymond WORLEY	Mazda MX-5	18	20:56.738	57.621	7.962	62.28	1:02.316	16	17	-4
22	41	G	5	Darren GODFREY	Mazda MX-5	17	20:09.063	1 Lap	1 Lap	61.14	1:04.633	17	27	5
23	31	G	6	Paul HENNIN	Mazda MX-5	17	20:10.591	1 Lap	1.528	61.06	1:04.685	16	29	6
24	444	G	7	Jay COOMBS	Mazda MX-5	17	20:19.669	1 Lap	9.078	60.61	1:03.548	13	25	1
25	20	NC	17	Jude WORLEY	Mazda MX-5	17	20:56.494	1 Lap	36.825	58.83	1:08.014	17	18	-7
26	222	NC	18	Jazmine SHERRINGTON	Mazda MX-5	16	20:31.497	2 Laps	1 Lap	56.49	1:09.627	11	19	-7

NOT CLASSIFIED

DNF	12	G		Ben TAYLOR	Mazda MX-5	14	16:39.147	4 Laps	2 Laps	60.93	1:03.197	14	26	
DNF	22	G		Laura O'CONNELL	Mazda MX-5	2	2:51.464	16 Laps	12 Laps	50.72	1:25.225	2	30	
DNF	4	NC		Nicholas STOTT	Mazda MX-5	1	1:11.047	17 Laps	1 Lap	61.20	1:11.047	1	6	

NOT STARTED

NS	221	G		Andrew JONES	Mazda MX-5									28
----	-----	---	--	--------------	------------	--	--	--	--	--	--	--	--	----

FASTEST LAP

17	NC			Will MORRIS	Mazda MX-5	18	58.669			74.12 mph		119.28 kph	
50	G			Luke HERBERT	Mazda MX-5	18	58.735			74.03 mph		119.15 kph	
62	ND			Kevin SILVAIN	Mazda MX-5	17	59.665			72.88 mph		117.29 kph	

Comments:

* Car 29 - transponder has stopped working. OK in previous session

Weather / Track : Cloudy / Damp

These results are provisional until the conclusion of any judicial and technical matters.

Date: 26/10/2024 Start: 11:14 Finish: 11:34

Brands Hatch Indy: 1.2079 miles

Clerk Of Course: Ian Denyer

Stewards:

Timekeeper: Rob Cook



Miata Trophy

RACE 1 - LAP ANALYSIS

DIFF = Difference To Personal Best Lap

P1 17 Will MORRIS				
LAP	LAP TIME	DIFF	MPH	TIME OF DAY
1 -	1:09.587	10.918	62.49	11:15:17.742
2 -	1:02.107	3.438	70.01	11:16:19.849
3 -	1:02.356	3.687	69.73	11:17:22.205
4 -	1:01.705	3.036	70.47	11:18:23.910
5 -	1:08.749	10.080	63.25	11:19:32.659
6 -	1:25.736	27.067	50.72	11:20:58.395
7 -	1:52.964	54.295	38.49	11:22:51.359
8 -	1:19.378	20.709	54.78	11:24:10.737
9 -	1:00.714	2.045	71.62	11:25:11.451
10 -	1:00.063	1.394	72.40	11:26:11.514
11 -	1:00.027	1.358	72.44	11:27:11.541
12 -	59.462	0.793	73.13	11:28:11.003
13 -	59.899	1.230	72.59	11:29:10.902
14 -	59.395	0.726	73.21	11:30:10.297
15 -	59.098 (2)	0.429	73.58	11:31:09.395
16 -	59.821	1.152	72.69	11:32:09.216
17 -	59.387 (3)	0.718	73.22	11:33:08.603
18 -	58.669 (1)		74.12	11:34:07.272

P2 1 Declan LEE				
LAP	LAP TIME	DIFF	MPH	TIME OF DAY
1 -	1:10.149	11.250	61.99	11:15:18.304
2 -	1:04.214	5.315	67.72	11:16:22.518
3 -	1:02.040	3.141	70.09	11:17:24.558
4 -	1:01.338	2.439	70.89	11:18:25.896
5 -	1:09.582	10.683	62.49	11:19:35.478
6 -	1:24.193	25.294	51.65	11:20:59.671
7 -	1:53.146	54.247	38.43	11:22:52.817
8 -	1:18.458	19.559	55.42	11:24:11.275
9 -	1:01.107	2.208	71.16	11:25:12.382
10 -	1:00.351	1.452	72.05	11:26:12.733
11 -	1:00.062	1.163	72.40	11:27:12.795
12 -	59.579 (3)	0.680	72.98	11:28:12.374
13 -	1:01.160	2.261	71.10	11:29:13.534
14 -	59.875	0.976	72.62	11:30:13.409
15 -	58.899 (1)		73.83	11:31:12.308
16 -	59.707	0.808	72.83	11:32:12.015
17 -	1:00.599	1.700	71.76	11:33:12.614
18 -	59.144 (2)	0.245	73.52	11:34:11.758

P3 5 John LANGRIDGE				
LAP	LAP TIME	DIFF	MPH	TIME OF DAY
1 -	1:09.441	10.384	62.62	11:15:17.596
2 -	1:04.539	5.482	67.37	11:16:22.135
3 -	1:01.732	2.675	70.44	11:17:23.867
4 -	1:01.408	2.351	70.81	11:18:25.275
5 -	1:08.747	9.690	63.25	11:19:34.022
6 -	1:24.894	25.837	51.22	11:20:58.916
7 -	1:53.224	54.167	38.40	11:22:52.140
8 -	1:18.733	19.676	55.23	11:24:10.873
9 -	1:00.761	1.704	71.56	11:25:11.634
10 -	1:00.302	1.245	72.11	11:26:11.936
11 -	59.985	0.928	72.49	11:27:11.921
12 -	59.517 (3)	0.460	73.06	11:28:11.438
13 -	1:01.561	2.504	70.63	11:29:12.999
14 -	59.657	0.600	72.89	11:30:12.656
15 -	59.270 (2)	0.213	73.36	11:31:11.926
16 -	59.717	0.660	72.82	11:32:11.643
17 -	1:01.402	2.345	70.82	11:33:13.045
18 -	59.057 (1)		73.63	11:34:12.102

DIFF = Difference To Personal Best Lap

P4 42 Khali ATKINS				
LAP	LAP TIME	DIFF	MPH	TIME OF DAY
1 -	1:11.974	12.884	60.41	11:15:20.129
2 -	1:02.959	3.869	69.07	11:16:23.088
3 -	1:01.893	2.803	70.26	11:17:24.981
4 -	1:01.387	2.297	70.83	11:18:26.368
5 -	1:09.861	10.771	62.24	11:19:36.229
6 -	1:24.071	24.981	51.72	11:21:00.300
7 -	1:52.992	53.902	38.48	11:22:53.292
8 -	1:19.268	20.178	54.85	11:24:12.560
9 -	1:00.300	1.210	72.11	11:25:12.860
10 -	1:00.281	1.191	72.13	11:26:13.141
11 -	1:00.013	0.923	72.46	11:27:13.154
12 -	59.827	0.737	72.68	11:28:12.981
13 -	1:00.779	1.689	71.54	11:29:13.760
14 -	1:00.034	0.944	72.43	11:30:13.794
15 -	59.090 (1)		73.59	11:31:12.884
16 -	59.486 (2)	0.396	73.10	11:32:12.370
17 -	1:01.516	2.426	70.69	11:33:13.886
18 -	59.527 (3)	0.437	73.05	11:34:13.413

P5 82 Michael KNIBBS				
LAP	LAP TIME	DIFF	MPH	TIME OF DAY
1 -	1:13.282	13.810	59.34	11:15:21.437
2 -	1:04.191	4.719	67.74	11:16:25.628
3 -	1:02.731	3.259	69.32	11:17:28.359
4 -	1:02.111	2.639	70.01	11:18:30.470
5 -	1:08.987	9.515	63.03	11:19:39.457
6 -	1:23.878	24.406	51.84	11:21:03.335
7 -	1:52.654	53.182	38.60	11:22:55.989
8 -	1:18.403	18.931	55.46	11:24:14.392
9 -	1:01.178	1.706	71.08	11:25:15.570
10 -	1:01.141	1.669	71.12	11:26:16.711
11 -	1:00.347	0.875	72.05	11:27:17.058
12 -	1:00.114	0.642	72.33	11:28:17.172
13 -	1:02.477	3.005	69.60	11:29:19.649
14 -	59.753 (3)	0.281	72.77	11:30:19.402
15 -	1:00.315	0.843	72.09	11:31:19.717
16 -	59.548 (2)	0.076	73.02	11:32:19.265
17 -	59.472 (1)		73.12	11:33:18.737
18 -	1:00.606	1.134	71.75	11:34:19.343

P6 7 Alex MILLER				
LAP	LAP TIME	DIFF	MPH	TIME OF DAY
1 -	1:12.135	12.363	60.28	11:15:20.290
2 -	1:04.399	4.627	67.52	11:16:24.689
3 -	1:02.826	3.054	69.21	11:17:27.515
4 -	1:02.601	2.829	69.46	11:18:30.116
5 -	1:08.511	8.739	63.47	11:19:38.627
6 -	1:23.879	24.107	51.84	11:21:02.506
7 -	1:52.518	52.746	38.64	11:22:55.024
8 -	1:19.207	19.435	54.90	11:24:14.231
9 -	1:00.970	1.198	71.32	11:25:15.201
10 -	1:02.187	2.415	69.92	11:26:17.388
11 -	1:00.436	0.664	71.95	11:27:17.824
12 -	1:00.002 (2)	0.230	72.47	11:28:17.826
13 -	1:01.427	1.655	70.79	11:29:19.253
14 -	1:00.013 (3)	0.241	72.46	11:30:19.266
15 -	1:00.434	0.662	71.95	11:31:19.700
16 -	1:00.359	0.587	72.04	11:32:20.059
17 -	1:01.176	1.404	71.08	11:33:21.235
18 -	59.772 (1)		72.75	11:34:21.007

Miata Trophy

RACE 1 - LAP ANALYSIS

DIFF = Difference To Personal Best Lap

P7 29 Paul O'NEILL				
LAP	LAP TIME	DIFF	MPH	TIME OF DAY
1 -	1:11.806	12.232	60.56	11:15:19.961
2 -	1:04.278	4.704	67.65	11:16:24.239
3 -	1:03.079	3.505	68.93	11:17:27.318
4 -	1:02.532	2.958	69.54	11:18:29.850
5 -	1:08.141	8.567	63.81	11:19:37.991
6 -	1:23.591	24.017	52.02	11:21:01.582
7 -	1:52.866	53.292	38.52	11:22:54.449
8 -	1:18.796	19.222	55.18	11:24:13.246
9 -	1:02.122	2.548	70.00	11:25:15.368
10 -	1:02.885	3.311	69.15	11:26:18.253
11 -	1:01.059	1.485	71.21	11:27:19.312
12 -	1:00.110	0.536	72.34	11:28:19.422
13 -	1:01.677	2.103	70.50	11:29:21.099
14 -	1:00.968	1.394	71.32	11:30:22.067
15 -	59.574 (1)		72.99	11:31:21.641
16 -	59.666 (2)	0.092	72.88	11:32:21.307
17 -	1:00.188	0.614	72.25	11:33:21.495
18 -	59.991 (3)	0.417	72.48	11:34:21.486

P8 33 Dillon STEPNEY				
LAP	LAP TIME	DIFF	MPH	TIME OF DAY
1 -	1:13.448	13.645	59.20	11:15:21.603
2 -	1:04.235	4.432	67.69	11:16:25.838
3 -	1:02.881	3.078	69.15	11:17:28.719
4 -	1:02.066	2.263	70.06	11:18:30.785
5 -	1:09.378	9.575	62.67	11:19:40.163
6 -	1:23.950	24.147	51.79	11:21:04.113
7 -	1:52.567	52.764	38.63	11:22:56.680
8 -	1:18.017	18.214	55.73	11:24:14.697
9 -	1:01.433	1.630	70.78	11:25:16.130
10 -	1:02.283	2.480	69.82	11:26:18.413
11 -	1:01.141	1.338	71.12	11:27:19.554
12 -	1:00.407	0.604	71.98	11:28:19.961
13 -	1:01.366	1.563	70.86	11:29:21.327
14 -	1:00.884	1.081	71.42	11:30:22.211
15 -	59.984 (2)	0.181	72.49	11:31:22.195
16 -	1:00.064 (3)	0.261	72.39	11:32:22.259
17 -	1:00.379	0.576	72.02	11:33:22.638
18 -	59.803 (1)		72.71	11:34:22.441

P9 50 Luke HERBERT				
LAP	LAP TIME	DIFF	MPH	TIME OF DAY
1 -	1:16.955	18.220	56.50	11:15:25.110
2 -	1:04.088	5.353	67.85	11:16:29.198
3 -	1:03.567	4.832	68.40	11:17:32.765
4 -	1:02.878	4.143	69.15	11:18:35.643
5 -	1:08.699	9.964	63.29	11:19:44.342
6 -	1:23.272	24.537	52.22	11:21:07.614
7 -	1:52.507	53.772	38.65	11:23:00.121
8 -	1:16.778	18.043	56.63	11:24:16.899
9 -	1:01.618	2.883	70.57	11:25:18.517
10 -	1:01.543	2.808	70.65	11:26:20.060
11 -	1:01.613	2.878	70.57	11:27:21.673
12 -	1:00.830	2.095	71.48	11:28:22.503
13 -	1:03.240	4.505	68.76	11:29:25.743
14 -	1:00.541	1.806	71.82	11:30:26.284
15 -	1:00.069	1.334	72.39	11:31:26.353
16 -	59.384 (3)	0.649	73.22	11:32:25.737
17 -	59.315 (2)	0.580	73.31	11:33:25.052
18 -	58.735 (1)		74.03	11:34:23.787

DIFF = Difference To Personal Best Lap

P10 26 Drew FLETCHER				
LAP	LAP TIME	DIFF	MPH	TIME OF DAY
1 -	1:13.014	12.516	59.55	11:15:21.169
2 -	1:06.693	6.195	65.20	11:16:27.862
3 -	1:03.722	3.224	68.24	11:17:31.584
4 -	1:03.329	2.831	68.66	11:18:34.913
5 -	1:07.795	7.297	64.14	11:19:42.708
6 -	1:23.461	22.963	52.10	11:21:06.169
7 -	1:52.001	51.503	38.82	11:22:58.170
8 -	1:17.572	17.074	56.05	11:24:15.742
9 -	1:01.461	0.963	70.75	11:25:17.203
10 -	1:01.775	1.277	70.39	11:26:18.978
11 -	1:01.884	1.386	70.27	11:27:20.862
12 -	1:01.477	0.979	70.73	11:28:22.339
13 -	1:03.502	3.004	68.47	11:29:25.841
14 -	1:01.345	0.847	70.88	11:30:27.186
15 -	1:00.892 (2)	0.394	71.41	11:31:28.078
16 -	1:01.072 (3)	0.574	71.20	11:32:29.150
17 -	1:00.498 (1)		71.88	11:33:29.648
18 -	1:01.479	0.981	70.73	11:34:31.127

P11 19 David CHAPMAN				
LAP	LAP TIME	DIFF	MPH	TIME OF DAY
1 -	1:13.072	12.909	59.51	11:15:21.227
2 -	1:05.752	5.589	66.13	11:16:26.979
3 -	1:03.137	2.974	68.87	11:17:30.116
4 -	1:02.351	2.188	69.74	11:18:32.467
5 -	1:08.869	8.706	63.14	11:19:41.336
6 -	1:23.591	23.428	52.02	11:21:04.927
7 -	1:52.256	52.093	38.73	11:22:57.183
8 -	1:18.098	17.935	55.68	11:24:15.281
9 -	1:02.692	2.529	69.36	11:25:17.973
10 -	1:01.597	1.434	70.59	11:26:19.570
11 -	1:02.982	2.819	69.04	11:27:22.552
12 -	1:00.969	0.806	71.32	11:28:23.521
13 -	1:03.464	3.301	68.52	11:29:26.985
14 -	1:02.358	2.195	69.73	11:30:29.343
15 -	1:00.881	0.718	71.42	11:31:30.224
16 -	1:00.350 (2)	0.187	72.05	11:32:30.574
17 -	1:00.163 (1)		72.28	11:33:30.737
18 -	1:00.736 (3)	0.573	71.59	11:34:31.473

P12 2 John ROBINSON				
LAP	LAP TIME	DIFF	MPH	TIME OF DAY
1 -	1:10.712	10.640	61.49	11:15:18.867
2 -	1:08.478	8.406	63.50	11:16:27.345
3 -	1:04.682	4.610	67.23	11:17:32.027
4 -	1:03.379	3.307	68.61	11:18:35.406
5 -	1:08.351	8.279	63.62	11:19:43.757
6 -	1:23.141	23.069	52.30	11:21:06.898
7 -	1:52.000	51.928	38.82	11:22:58.898
8 -	1:17.674	17.602	55.98	11:24:16.572
9 -	1:01.799	1.727	70.36	11:25:18.371
10 -	1:01.417	1.345	70.80	11:26:19.788
11 -	1:02.071	1.999	70.05	11:27:21.859
12 -	1:02.388	2.316	69.70	11:28:24.247
13 -	1:03.087	3.015	68.93	11:29:27.334
14 -	1:01.093 (3)	1.021	71.18	11:30:28.427
15 -	1:01.112	1.040	71.15	11:31:29.539
16 -	1:00.499 (2)	0.427	71.87	11:32:30.038
17 -	1:00.072 (1)		72.38	11:33:30.110
18 -	1:01.730	1.658	70.44	11:34:31.840

Miata Trophy

RACE 1 - LAP ANALYSIS

DIFF = Difference To Personal Best Lap

P13 86 Ethan LUNDY				
LAP	LAP TIME	DIFF	MPH	TIME OF DAY
1 -	1:15.585	15.422	57.53	11:15:23.740
2 -	1:05.628	5.465	66.26	11:16:29.368
3 -	1:06.013	5.850	65.87	11:17:35.381
4 -	1:03.768	3.605	68.19	11:18:39.149
5 -	1:07.782	7.619	64.15	11:19:46.931
6 -	1:23.128	22.965	52.31	11:21:10.059
7 -	1:52.408	52.245	38.68	11:23:02.467
8 -	1:16.484	16.321	56.85	11:24:18.951
9 -	1:01.979	1.816	70.16	11:25:20.930
10 -	1:01.791	1.628	70.37	11:26:22.721
11 -	1:01.928	1.765	70.22	11:27:24.649
12 -	1:01.752	1.589	70.42	11:28:26.401
13 -	1:02.788	2.625	69.25	11:29:29.189
14 -	1:00.335 (3)	0.172	72.07	11:30:29.524
15 -	1:00.928	0.765	71.37	11:31:30.452
16 -	1:00.309 (2)	0.146	72.10	11:32:30.761
17 -	1:00.163 (1)		72.28	11:33:30.924
18 -	1:01.465	1.302	70.74	11:34:32.389

P14 62 Kevin SILVAIN				
LAP	LAP TIME	DIFF	MPH	TIME OF DAY
1 -	1:16.388	16.723	56.92	11:15:24.543
2 -	1:05.626	5.961	66.26	11:16:30.169
3 -	1:06.450	6.785	65.44	11:17:36.619
4 -	1:03.278	3.613	68.72	11:18:39.897
5 -	1:08.205	8.540	63.75	11:19:48.102
6 -	1:23.168	23.503	52.28	11:21:11.270
7 -	1:52.865	53.200	38.52	11:23:04.135
8 -	1:15.133	15.468	57.87	11:24:19.268
9 -	1:02.487	2.822	69.59	11:25:21.755
10 -	1:02.477	2.812	69.60	11:26:24.232
11 -	1:01.889	2.224	70.26	11:27:26.121
12 -	1:01.425	1.760	70.79	11:28:27.546
13 -	1:02.170	2.505	69.94	11:29:29.716
14 -	1:00.998 (3)	1.333	71.29	11:30:30.714
15 -	1:01.308	1.643	70.93	11:31:32.022
16 -	1:00.027 (2)	0.362	72.44	11:32:32.049
17 -	59.665 (1)		72.88	11:33:31.714
18 -	1:01.797	2.132	70.36	11:34:33.511

P15 101 Carl GARNETT				
LAP	LAP TIME	DIFF	MPH	TIME OF DAY
1 -	1:17.417	16.198	56.17	11:15:25.572
2 -	1:04.738	3.519	67.17	11:16:30.310
3 -	1:06.544	5.325	65.34	11:17:36.854
4 -	1:03.842	2.623	68.11	11:18:40.696
5 -	1:08.235	7.016	63.72	11:19:48.931
6 -	1:23.159	21.940	52.29	11:21:12.090
7 -	1:52.690	51.471	38.58	11:23:04.780
8 -	1:15.108	13.889	57.89	11:24:19.888
9 -	1:03.106	1.887	68.90	11:25:22.994
10 -	1:02.929	1.710	69.10	11:26:25.923
11 -	1:02.311	1.092	69.78	11:27:28.234
12 -	1:02.493	1.274	69.58	11:28:30.727
13 -	1:02.218	0.999	69.89	11:29:32.945
14 -	1:02.170	0.951	69.94	11:30:35.115
15 -	1:02.669	1.450	69.39	11:31:37.784
16 -	1:01.219 (1)		71.03	11:32:39.003
17 -	1:01.645 (2)	0.426	70.54	11:33:40.648
18 -	1:01.759 (3)	0.540	70.41	11:34:42.407

DIFF = Difference To Personal Best Lap

P16 55 Simon FLEET				
LAP	LAP TIME	DIFF	MPH	TIME OF DAY
1 -	1:17.813	16.929	55.88	11:15:25.968
2 -	1:06.418	5.534	65.47	11:16:32.386
3 -	1:06.241	5.357	65.64	11:17:38.627
4 -	1:04.456	3.572	67.46	11:18:43.083
5 -	1:06.808	5.924	65.09	11:19:49.891
6 -	1:22.610	21.726	52.64	11:21:12.501
7 -	1:53.210	52.326	38.41	11:23:05.711
8 -	1:14.683	13.799	58.22	11:24:20.394
9 -	1:03.586	2.702	68.38	11:25:23.980
10 -	1:02.694	1.810	69.36	11:26:26.674
11 -	1:02.629	1.745	69.43	11:27:29.303
12 -	1:02.508	1.624	69.56	11:28:31.811
13 -	1:02.669	1.785	69.39	11:29:34.480
14 -	1:01.921 (3)	1.037	70.22	11:30:36.401
15 -	1:02.564	1.680	69.50	11:31:38.965
16 -	1:02.105	1.221	70.02	11:32:41.070
17 -	1:01.288 (2)	0.404	70.95	11:33:42.358
18 -	1:00.884 (1)		71.42	11:34:43.242

P17 66 Jack HARGRAVES				
LAP	LAP TIME	DIFF	MPH	TIME OF DAY
1 -	1:15.096	13.400	57.90	11:15:23.251
2 -	1:05.577	3.881	66.31	11:16:28.828
3 -	1:04.548	2.852	67.37	11:17:33.376
4 -	1:03.969	2.273	67.97	11:18:37.345
5 -	1:08.140	6.444	63.81	11:19:45.485
6 -	1:23.739	22.043	51.93	11:21:09.224
7 -	1:52.463	50.767	38.66	11:23:01.687
8 -	1:15.832	14.136	57.34	11:24:17.519
9 -	1:02.694	0.998	69.36	11:25:20.213
10 -	1:04.154	2.458	67.78	11:26:24.367
11 -	1:03.046	1.350	68.97	11:27:27.413
12 -	1:02.055 (2)	0.359	70.07	11:28:29.468
13 -	1:03.137	1.441	68.87	11:29:32.605
14 -	1:02.411	0.715	69.67	11:30:35.016
15 -	1:03.711	2.015	68.25	11:31:38.727
16 -	1:02.175 (3)	0.479	69.94	11:32:40.902
17 -	1:02.382	0.686	69.70	11:33:43.284
18 -	1:01.696 (1)		70.48	11:34:44.980

P18 76 Brian CHANDLER				
LAP	LAP TIME	DIFF	MPH	TIME OF DAY
1 -	1:17.007	16.731	56.47	11:15:25.162
2 -	1:04.831	4.555	67.07	11:16:29.993
3 -	1:03.932	3.656	68.01	11:17:33.925
4 -	1:01.867	1.591	70.28	11:18:35.792
5 -	1:09.159	8.883	62.87	11:19:44.951
6 -	1:23.234	22.958	52.24	11:21:08.185
7 -	1:52.522	52.246	38.64	11:23:00.707
8 -	1:16.375	16.099	56.93	11:24:17.082
9 -	1:01.659	1.383	70.52	11:25:18.741
10 -	1:01.617	1.341	70.57	11:26:20.358
11 -	1:02.040	1.764	70.09	11:27:22.398
12 -	1:22.485	22.209	52.71	11:28:44.883
13 -	1:01.439	1.163	70.77	11:29:46.322
14 -	1:02.241	1.965	69.86	11:30:48.563
15 -	1:00.684	0.408	71.65	11:31:49.247
16 -	1:00.317 (3)	0.041	72.09	11:32:49.564
17 -	1:00.315 (2)	0.039	72.09	11:33:49.879
18 -	1:00.276 (1)		72.14	11:34:50.155

Miata Trophy

RACE 1 - LAP ANALYSIS

DIFF = Difference To Personal Best Lap

P19 23 Ian ABEL				
LAP	LAP TIME	DIFF	MPH	TIME OF DAY
1 -	1:17.501	15.786	56.11	11:15:25.656
2 -	1:06.384	4.669	65.50	11:16:32.040
3 -	1:12.113	10.398	60.30	11:17:44.153
4 -	1:05.544	3.829	66.34	11:18:49.697
5 -	1:08.554	6.839	63.43	11:19:58.251
6 -	1:18.349	16.634	55.50	11:21:16.600
7 -	1:52.596	50.881	38.62	11:23:09.196
8 -	1:15.114	13.399	57.89	11:24:24.310
9 -	1:04.370	2.655	67.55	11:25:28.680
10 -	1:03.948	2.233	68.00	11:26:32.628
11 -	1:03.467	1.752	68.51	11:27:36.095
12 -	1:04.926	3.211	66.97	11:28:41.021
13 -	1:03.547	1.832	68.43	11:29:44.568
14 -	1:02.732	1.017	69.32	11:30:47.300
15 -	1:02.665	0.950	69.39	11:31:49.965
16 -	1:01.715 (1)		70.46	11:32:51.680
17 -	1:02.612 (3)	0.897	69.45	11:33:54.292
18 -	1:01.784 (2)	0.069	70.38	11:34:56.076

P20 91 David NEWICK				
LAP	LAP TIME	DIFF	MPH	TIME OF DAY
1 -	1:18.745	17.707	55.22	11:15:26.900
2 -	1:06.300	5.262	65.58	11:16:33.200
3 -	1:05.959	4.921	65.92	11:17:39.159
4 -	1:04.530	3.492	67.38	11:18:43.689
5 -	1:05.854	4.816	66.03	11:19:49.543
6 -	1:22.491	21.453	52.71	11:21:12.034
7 -	1:54.427	53.389	38.00	11:23:06.461
8 -	1:15.542	14.504	57.56	11:24:22.003
9 -	1:06.134	5.096	65.75	11:25:28.137
10 -	1:05.907	4.869	65.98	11:26:34.044
11 -	1:03.833	2.795	68.12	11:27:37.877
12 -	1:04.217	3.179	67.71	11:28:42.094
13 -	1:04.055	3.017	67.88	11:29:46.149
14 -	1:03.449	2.411	68.53	11:30:49.598
15 -	1:03.019	1.981	69.00	11:31:52.617
16 -	1:01.346 (2)	0.308	70.88	11:32:53.963
17 -	1:01.930 (3)	0.892	70.21	11:33:55.893
18 -	1:01.038 (1)		71.24	11:34:56.931

P21 40 Raymond WORLEY				
LAP	LAP TIME	DIFF	MPH	TIME OF DAY
1 -	1:17.285	14.969	56.26	11:15:25.440
2 -	1:10.030	7.714	62.09	11:16:35.470
3 -	1:05.762	3.446	66.12	11:17:41.232
4 -	1:06.249	3.933	65.64	11:18:47.481
5 -	1:07.345	5.029	64.57	11:19:54.826
6 -	1:19.255	16.939	54.86	11:21:14.081
7 -	1:54.060	51.744	38.12	11:23:08.141
8 -	1:14.855	12.539	58.09	11:24:22.996
9 -	1:05.879	3.563	66.00	11:25:28.875
10 -	1:04.148	1.832	67.79	11:26:33.023
11 -	1:03.723	1.407	68.24	11:27:36.746
12 -	1:04.633	2.317	67.28	11:28:41.379
13 -	1:03.868	1.552	68.08	11:29:45.247
14 -	1:03.077 (3)	0.761	68.94	11:30:48.324
15 -	1:05.653	3.337	66.23	11:31:53.977
16 -	1:02.316 (1)		69.78	11:32:56.293
17 -	1:02.675 (2)	0.359	69.38	11:33:58.968
18 -	1:05.925	3.609	65.96	11:35:04.893

DIFF = Difference To Personal Best Lap

P22 41 Darren GODFREY				
LAP	LAP TIME	DIFF	MPH	TIME OF DAY
1 -	1:23.776	19.143	51.90	11:15:31.931
2 -	1:10.977	6.344	61.26	11:16:42.908
3 -	1:10.795	6.162	61.42	11:17:53.703
4 -	1:11.734	7.101	60.62	11:19:05.437
5 -	1:13.804	9.171	58.92	11:20:19.241
6 -	1:11.867	7.234	60.50	11:21:31.108
7 -	1:39.387	34.754	43.75	11:23:10.495
8 -	1:15.608	10.975	57.51	11:24:26.103
9 -	1:07.739	3.106	64.19	11:25:33.842
10 -	1:05.854	1.221	66.03	11:26:39.696
11 -	1:06.008	1.375	65.87	11:27:45.704
12 -	1:05.380	0.747	66.51	11:28:51.084
13 -	1:06.228	1.595	65.66	11:29:57.312
14 -	1:04.767 (2)	0.134	67.14	11:31:02.079
15 -	1:05.262	0.629	66.63	11:32:07.341
16 -	1:05.244 (3)	0.611	66.65	11:33:12.585
17 -	1:04.633 (1)		67.28	11:34:17.218

P23 31 Paul HENNIN				
LAP	LAP TIME	DIFF	MPH	TIME OF DAY
1 -	1:23.928	19.243	51.81	11:15:32.083
2 -	1:12.426	7.741	60.04	11:16:44.509
3 -	1:10.553	5.868	61.63	11:17:55.062
4 -	1:10.781	6.096	61.43	11:19:05.843
5 -	1:16.483	11.798	56.85	11:20:22.326
6 -	1:10.494	5.809	61.68	11:21:32.820
7 -	1:38.550	33.865	44.12	11:23:11.370
8 -	1:15.053	10.368	57.94	11:24:26.423
9 -	1:07.891	3.206	64.05	11:25:34.314
10 -	1:06.566	1.881	65.32	11:26:40.880
11 -	1:05.564	0.879	66.32	11:27:46.444
12 -	1:05.839	1.154	66.04	11:28:52.283
13 -	1:05.327	0.642	66.56	11:29:57.610
14 -	1:05.124 (3)	0.439	66.77	11:31:02.734
15 -	1:06.641	1.956	65.25	11:32:09.375
16 -	1:04.685 (1)		67.22	11:33:14.060
17 -	1:04.686 (2)	0.001	67.22	11:34:18.746

P24 444 Jay COOMBS				
LAP	LAP TIME	DIFF	MPH	TIME OF DAY
1 -	1:18.871	15.323	55.13	11:15:27.026
2 -	1:08.102	4.554	63.85	11:16:35.128
3 -	1:06.928	3.380	64.97	11:17:42.056
4 -	1:06.339	2.791	65.55	11:18:48.395
5 -	1:07.768	4.220	64.16	11:19:56.163
6 -	1:18.848	15.300	55.15	11:21:15.011
7 -	1:53.724	50.176	38.23	11:23:08.735
8 -	1:15.492	11.944	57.60	11:24:24.227
9 -	1:04.844	1.296	67.06	11:25:29.071
10 -	1:06.408	2.860	65.48	11:26:35.479
11 -	1:03.643 (3)	0.095	68.32	11:27:39.122
12 -	1:03.982	0.434	67.96	11:28:43.104
13 -	1:03.548 (1)		68.43	11:29:46.652
14 -	1:03.788	0.240	68.17	11:30:50.440
15 -	1:04.017	0.469	67.92	11:31:54.457
16 -	1:03.628 (2)	0.080	68.34	11:32:58.085
17 -	1:29.739	26.191	48.45	11:34:27.824

Miata Trophy

RACE 1 - LAP ANALYSIS

DIFF = Difference To Personal Best Lap

P25 20 Jude WORLEY				
LAP	LAP TIME	DIFF	MPH	TIME OF DAY
1 -	1:21.866	13.852	53.11	11:15:30.021
2 -	1:11.451	3.437	60.86	11:16:41.472
3 -	1:10.791	2.777	61.42	11:17:52.263
4 -	1:11.722	3.708	60.63	11:19:03.985
5 -	1:11.679	3.665	60.66	11:20:15.664
6 -	1:11.093	3.079	61.16	11:21:26.757
7 -	1:43.043	35.029	42.20	11:23:09.800
8 -	1:15.169	7.155	57.85	11:24:24.969
9 -	1:19.944	11.930	54.39	11:25:44.913
10 -	1:09.601	1.587	62.47	11:26:54.514
11 -	1:09.875	1.861	62.23	11:28:04.389
12 -	1:11.319	3.305	60.97	11:29:15.708
13 -	1:11.674	3.660	60.67	11:30:27.382
14 -	1:11.536	3.522	60.78	11:31:38.918
15 -	1:08.602 (2)	0.588	63.38	11:32:47.520
16 -	1:09.115 (3)	1.101	62.91	11:33:56.635
17 -	1:08.014 (1)		63.93	11:35:04.649

P26 222 Jazmine SHERRINGTON				
LAP	LAP TIME	DIFF	MPH	TIME OF DAY
1 -	1:22.995	13.368	52.39	11:15:31.150
2 -	1:13.764	4.137	58.95	11:16:44.914
3 -	1:12.280	2.653	60.16	11:17:57.194
4 -	1:11.539	1.912	60.78	11:19:08.733
5 -	1:14.509	4.882	58.36	11:20:23.242
6 -	1:11.681	2.054	60.66	11:21:34.923
7 -	1:37.253	27.626	44.71	11:23:12.176
8 -	1:23.983	14.356	51.77	11:24:36.159
9 -	1:11.050 (3)	1.423	61.20	11:25:47.209
10 -	1:10.989 (2)	1.362	61.25	11:26:58.198
11 -	1:09.627 (1)		62.45	11:28:07.825
12 -	1:37.277	27.650	44.70	11:29:45.102
13 -	1:12.828	3.201	59.71	11:30:57.930
14 -	1:12.785	3.158	59.74	11:32:10.715
15 -	1:15.978	6.351	57.23	11:33:26.693
16 -	1:12.959	3.332	59.60	11:34:39.652

P27 12 Ben TAYLOR				
LAP	LAP TIME	DIFF	MPH	TIME OF DAY
1 -	1:19.332	16.135	54.81	11:15:27.487
2 -	1:06.664	3.467	65.23	11:16:34.151
3 -	1:06.552	3.355	65.34	11:17:40.703
4 -	1:06.155	2.958	65.73	11:18:46.858
5 -	1:06.847	3.650	65.05	11:19:53.705
6 -	1:19.681	16.484	54.57	11:21:13.386
7 -	1:53.679	50.482	38.25	11:23:07.065
8 -	1:15.143	11.946	57.87	11:24:22.208
9 -	1:05.449	2.252	66.44	11:25:27.657
10 -	1:04.312	1.115	67.61	11:26:31.969
11 -	1:03.727 (2)	0.530	68.23	11:27:35.696
12 -	1:04.254	1.057	67.67	11:28:39.950
13 -	1:04.155 (3)	0.958	67.78	11:29:44.105
14 -	1:03.197 (1)		68.81	11:30:47.302

P28 22 Laura O'CONNELL				
LAP	LAP TIME	DIFF	MPH	TIME OF DAY
1 -	1:26.239 (2)	1.014	50.42	11:15:34.394
2 -	1:25.225 (1)		51.02	11:16:59.619

DIFF = Difference To Personal Best Lap

P29 4 Nicholas STOTT				
LAP	LAP TIME	DIFF	MPH	TIME OF DAY
1 -	1:11.047 (1)		61.20	11:15:19.202

Miata Trophy

RACE 1 - LAP CHART

LAP 1 @ 11:15:17.596			LAP 2 @ 11:16:19.849			LAP 3 @ 11:17:22.205			LAP 4 @ 11:18:23.910			LAP 5 @ 11:19:32.659		
NO	BEHIND	LAP TIME	NO	BEHIND	LAP TIME	NO	BEHIND	LAP TIME	NO	BEHIND	LAP TIME	NO	BEHIND	LAP TIME
5		1:09.441	17		1:02.107	17		1:02.356	17		1:01.705	17		1:08.749
17	0.146	1:09.587	5	2.286	1:04.539	5	1.662	1:01.732	5	1.365	1:01.408	5	1.363	1:08.747
1	0.708	1:10.149	1	2.669	1:04.214	1	2.353	1:02.040	1	1.986	1:01.338	1	2.819	1:09.582
2	1.271	1:10.712	42	3.239	1:02.959	42	2.776	1:01.893	42	2.458	1:01.387	42	3.570	1:09.861
4	1.606	1:11.047	29	4.390	1:04.278	29	5.113	1:03.079	29	5.940	1:02.532	29	5.332	1:08.141
29	2.365	1:11.806	7	4.840	1:04.399	7	5.310	1:02.826	7	6.206	1:02.601	7	5.968	1:08.511
42	2.533	1:11.974	82	5.779	1:04.191	82	6.154	1:02.731	82	6.560	1:02.111	82	6.798	1:08.987
7	2.694	1:12.135	33	5.989	1:04.235	33	6.514	1:02.881	33	6.875	1:02.066	33	7.504	1:09.378
26	3.573	1:13.014	19	7.130	1:05.752	19	7.911	1:03.137	19	8.557	1:02.351	19	8.677	1:08.869
19	3.631	1:13.072	2	7.496	1:08.478	26	9.379	1:03.722	26	11.003	1:03.329	26	10.049	1:07.795
82	3.841	1:13.282	26	8.013	1:06.693	2	9.822	1:04.682	2	11.496	1:03.379	2	11.098	1:08.351
33	4.007	1:13.448	66	8.979	1:05.577	50	10.560	1:03.567	50	11.733	1:02.878	50	11.683	1:08.699
66	5.655	1:15.096	50	9.349	1:04.088	66	11.171	1:04.548	76	11.882	1:01.867	76	12.292	1:09.159
86	6.144	1:15.585	86	9.519	1:05.628	76	11.720	1:03.932	66	13.435	1:03.969	66	12.826	1:08.140
62	6.947	1:16.388	76	10.144	1:04.831	86	13.176	1:06.013	86	15.239	1:03.768	86	14.272	1:07.782
50	7.514	1:16.955	62	10.320	1:05.626	62	14.414	1:06.450	62	15.987	1:03.278	62	15.443	1:08.205
76	7.566	1:17.007	101	10.461	1:04.738	101	14.649	1:06.544	101	16.786	1:03.842	101	16.272	1:08.235
40	7.844	1:17.285	23	12.191	1:06.384	55	16.422	1:06.241	55	19.173	1:04.456	91	16.884	1:05.854
101	7.976	1:17.417	55	12.537	1:06.418	91	16.954	1:05.959	91	19.779	1:04.530	55	17.232	1:06.808
23	8.060	1:17.501	91	13.351	1:06.300	12	18.498	1:06.552	12	22.948	1:06.155	12	21.046	1:06.847
55	8.372	1:17.813	12	14.302	1:06.664	40	19.027	1:05.762	40	23.571	1:06.249	40	22.167	1:07.345
91	9.304	1:18.745	444	15.279	1:08.102	444	19.851	1:06.928	444	24.485	1:06.339	444	23.504	1:07.768
444	9.430	1:18.871	40	15.621	1:10.030	23	21.948	1:12.113	23	25.787	1:05.544	23	25.592	1:08.554
12	9.891	1:19.332	20	21.623	1:11.451	20	30.058	1:10.791	20	40.075	1:11.722	20	43.005	1:11.679
20	12.425	1:21.866	41	23.059	1:10.977	41	31.498	1:10.795	41	41.527	1:11.734	41	46.582	1:13.804
222	13.554	1:22.995	31	24.660	1:12.426	31	32.857	1:10.553	31	41.933	1:10.781	31	49.667	1:16.483
41	14.335	1:23.776	222	25.065	1:13.764	222	34.989	1:12.280	222	44.823	1:11.539	222	50.583	1:14.509
31	14.487	1:23.928	22	39.770	1:25.225									
22	16.798	1:26.239												

Miata Trophy

RACE 1 - LAP CHART

LAP 6 @ 11:20:58.395			LAP 7 @ 11:22:51.359			LAP 8 @ 11:24:10.737			LAP 9 @ 11:25:11.451			LAP 10 @ 11:26:11.514		
NO	BEHIND	LAP TIME	NO	BEHIND	LAP TIME	NO	BEHIND	LAP TIME	NO	BEHIND	LAP TIME	NO	BEHIND	LAP TIME
17		1:25.736	17		1:52.964	17		1:19.378	17		1:00.714	17		1:00.063
5	0.521	1:24.894	5	0.781	1:53.224	5	0.136	1:18.733	5	0.183	1:00.761	5	0.422	1:00.302
1	1.276	1:24.193	1	1.458	1:53.146	1	0.538	1:18.458	1	0.931	1:01.107	1	1.219	1:00.351
42	1.905	1:24.071	42	1.933	1:52.992	42	1.823	1:19.268	42	1.409	1:00.300	42	1.627	1:00.281
29	3.187	1:23.591	29	3.090	1:52.866	29	2.509	1:18.796	7	3.750	1:00.970	82	5.197	1:01.141
7	4.111	1:23.879	7	3.665	1:52.518	7	3.494	1:19.207	29	3.917	1:02.122	7	5.874	1:02.187
82	4.940	1:23.878	82	4.630	1:52.654	82	3.655	1:18.403	82	4.119	1:01.178	29	6.739	1:02.885
33	5.718	1:23.950	33	5.321	1:52.567	33	3.960	1:18.017	33	4.679	1:01.433	33	6.899	1:02.283
19	6.532	1:23.591	19	5.824	1:52.256	19	4.544	1:18.098	26	5.752	1:01.461	26	7.464	1:01.775
26	7.774	1:23.461	26	6.811	1:52.001	26	5.005	1:17.572	19	6.522	1:02.692	19	8.056	1:01.597
2	8.503	1:23.141	2	7.539	1:52.000	2	5.835	1:17.674	2	6.920	1:01.799	2	8.274	1:01.417
50	9.219	1:23.272	50	8.762	1:52.507	50	6.162	1:16.778	50	7.066	1:01.618	50	8.546	1:01.543
76	9.790	1:23.234	76	9.348	1:52.522	76	6.345	1:16.375	76	7.290	1:01.659	76	8.844	1:01.617
66	10.829	1:23.739	66	10.328	1:52.463	66	6.782	1:15.832	66	8.762	1:02.694	86	11.207	1:01.791
86	11.664	1:23.128	86	11.108	1:52.408	86	8.214	1:16.484	86	9.479	1:01.979	62	12.718	1:02.477
62	12.875	1:23.168	62	12.776	1:52.865	62	8.531	1:15.133	62	10.304	1:02.487	66	12.853	1:04.154
91	13.639	1:22.491	101	13.421	1:52.690	101	9.151	1:15.108	101	11.543	1:03.106	101	14.409	1:02.929
101	13.695	1:23.159	55	14.352	1:53.210	55	9.657	1:14.683	55	12.529	1:03.586	55	15.160	1:02.694
55	14.106	1:22.610	91	15.102	1:54.427	91	11.266	1:15.542	12	16.206	1:05.449	12	20.455	1:04.312
12	14.991	1:19.681	12	15.706	1:53.679	12	11.471	1:15.143	91	16.686	1:06.134	23	21.114	1:03.948
40	15.686	1:19.255	40	16.782	1:54.060	40	12.259	1:14.855	23	17.229	1:04.370	40	21.509	1:04.148
444	16.616	1:18.848	444	17.376	1:53.724	444	13.490	1:15.492	40	17.424	1:05.879	91	22.530	1:05.907
23	18.205	1:18.349	23	17.837	1:52.596	23	13.573	1:15.114	444	17.620	1:04.844	444	23.965	1:06.408
20	28.362	1:11.093	20	18.441	1:43.043	20	14.232	1:15.169	41	22.391	1:07.739	41	28.182	1:05.854
41	32.713	1:11.867	41	19.136	1:39.387	41	15.366	1:15.608	31	22.863	1:07.891	31	29.366	1:06.566
31	34.425	1:10.494	31	20.011	1:38.550	31	15.686	1:15.053	20	33.462	1:19.944	20	43.000	1:09.601
222	36.528	1:11.681	222	20.817	1:37.253	222	25.422	1:23.983	222	35.758	1:11.050	222	46.684	1:10.989
SC	5 Laps	1:52.316												

Miata Trophy

RACE 1 - LAP CHART

LAP 11 @ 11:27:11.541			LAP 12 @ 11:28:11.003			LAP 13 @ 11:29:10.902			LAP 14 @ 11:30:10.297			LAP 15 @ 11:31:09.395		
NO	BEHIND	LAP TIME	NO	BEHIND	LAP TIME	NO	BEHIND	LAP TIME	NO	BEHIND	LAP TIME	NO	BEHIND	LAP TIME
17		1:00.027	17		59.462	17		59.899	17		59.395	17		59.098
5	0.380	59.985	5	0.435	59.517	5	2.097	1:01.561	5	2.359	59.657	5	2.531	59.270
1	1.254	1:00.062	1	1.371	59.579	1	2.632	1:01.160	1	3.112	59.875	1	2.913	58.899
42	1.613	1:00.013	42	1.978	59.827	42	2.858	1:00.779	42	3.497	1:00.034	42	3.489	59.090
82	5.517	1:00.347	82	6.169	1:00.114	20	1 Lap	1:11.319	7	8.969	1:00.013	7	10.305	1:00.434
7	6.283	1:00.436	7	6.823	1:00.002	7	8.351	1:01.427	82	9.105	59.753	82	10.322	1:00.315
29	7.771	1:01.059	29	8.419	1:00.110	82	8.747	1:02.477	29	11.770	1:00.968	29	12.246	59.574
33	8.013	1:01.141	33	8.958	1:00.407	29	10.197	1:01.677	33	11.914	1:00.884	33	12.800	59.984
26	9.321	1:01.884	26	11.336	1:01.477	33	10.425	1:01.366	50	15.987	1:00.541	50	16.958	1:00.069
50	10.132	1:01.613	50	11.500	1:00.830	50	14.841	1:03.240	26	16.889	1:01.345	26	18.683	1:00.892
2	10.318	1:02.071	19	12.518	1:00.969	26	14.939	1:03.502	20	1 Lap	1:11.674	2	20.144	1:01.112
76	10.857	1:02.040	2	13.244	1:02.388	19	16.083	1:03.464	2	18.130	1:01.093	19	20.829	1:00.881
19	11.011	1:02.982	86	15.398	1:01.752	2	16.432	1:03.087	19	19.046	1:02.358	86	21.057	1:00.928
86	13.108	1:01.928	62	16.543	1:01.425	86	18.287	1:02.788	86	19.227	1:00.335	62	22.627	1:01.308
62	14.580	1:01.889	66	18.465	1:02.055	62	18.814	1:02.170	62	20.417	1:00.998	101	28.389	1:02.669
66	15.872	1:03.046	101	19.724	1:02.493	66	21.703	1:03.137	66	24.719	1:02.411	66	29.332	1:03.711
101	16.693	1:02.311	55	20.808	1:02.508	101	22.043	1:02.218	101	24.818	1:02.170	20	1 Lap	1:11.536
55	17.762	1:02.629	12	28.947	1:04.254	55	23.578	1:02.669	55	26.104	1:01.921	55	29.570	1:02.564
12	24.155	1:03.727	23	30.018	1:04.926	12	33.203	1:04.155	23	37.003	1:02.732	76	39.852	1:00.684
23	24.554	1:03.467	40	30.376	1:04.633	23	33.666	1:03.547	12	37.005	1:03.197	23	40.570	1:02.665
40	25.205	1:03.723	91	31.091	1:04.217	222	1 Lap	1:37.277	40	38.027	1:03.077	91	43.222	1:03.019
91	26.336	1:03.833	444	32.101	1:03.982	40	34.345	1:03.868	76	38.266	1:02.241	40	44.582	1:05.653
444	27.581	1:03.643	76	33.880	1:22.485	91	35.247	1:04.055	91	39.301	1:03.449	444	45.062	1:04.017
41	34.163	1:06.008	41	40.081	1:05.380	76	35.420	1:01.439	444	40.143	1:03.788	41	57.946	1:05.262
31	34.903	1:05.564	31	41.280	1:05.839	444	35.750	1:03.548	222	1 Lap	1:12.828			
20	52.848	1:09.875				41	46.410	1:06.228	41	51.782	1:04.767			
222	56.284	1:09.627				31	46.708	1:05.327	31	52.437	1:05.124			

Miata Trophy

RACE 1 - LAP CHART

LAP 16 @ 11:32:09.216			LAP 17 @ 11:33:08.603			LAP 18 @ 11:34:07.272		
NO	BEHIND	LAP TIME	NO	BEHIND	LAP TIME	NO	BEHIND	LAP TIME
17		59.821	17		59.387	17		58.669
31	1 Lap	1:06.641	41	1 Lap	1:05.244	1	4.486	59.144
222	2 Laps	1:12.785	1	4.011	1:00.599	5	4.830	59.057
5	2.427	59.717	5	4.442	1:01.402	42	6.141	59.527
1	2.799	59.707	42	5.283	1:01.516	41	1 Lap	1:04.633
42	3.154	59.486	31	1 Lap	1:04.685	31	1 Lap	1:04.686
82	10.049	59.548	82	10.134	59.472	82	12.071	1:00.606
7	10.843	1:00.359	7	12.632	1:01.176	7	13.735	59.772
29	12.091	59.666	29	12.892	1:00.188	29	14.214	59.991
33	13.043	1:00.064	33	14.035	1:00.379	33	15.169	59.803
50	16.521	59.384	50	16.449	59.315	50	16.515	58.735
26	19.934	1:01.072	222	2 Laps	1:15.978	444	1 Lap	1:29.739
2	20.822	1:00.499	26	21.045	1:00.498	26	23.855	1:01.479
19	21.358	1:00.350	2	21.507	1:00.072	19	24.201	1:00.736
86	21.545	1:00.309	19	22.134	1:00.163	2	24.568	1:01.730
62	22.833	1:00.027	86	22.321	1:00.163	86	25.117	1:01.465
101	29.787	1:01.219	62	23.111	59.665	62	26.239	1:01.797
66	31.686	1:02.175	101	32.045	1:01.645	222	2 Laps	1:12.959
55	31.854	1:02.105	55	33.755	1:01.288	101	35.135	1:01.759
20	1 Lap	1:08.602	66	34.681	1:02.382	55	35.970	1:00.884
76	40.348	1:00.317	76	41.276	1:00.315	66	37.708	1:01.696
23	42.464	1:01.715	23	45.689	1:02.612	76	42.883	1:00.276
91	44.747	1:01.346	91	47.290	1:01.930	23	48.804	1:01.784
40	47.077	1:02.316	20	1 Lap	1:09.115	91	49.659	1:01.038
444	48.869	1:03.628	40	50.365	1:02.675	20	1 Lap	1:08.014
						40	57.621	1:05.925

Miata Trophy

RACE 1 - POSITION CHART

No	Name	Lap Pos	Lap																	
			1	2	3	4	5	6	7	8	9	10	11	12	13	14	15	16	17	18
5	LANGRIDGE	1	5	17	17	17	17	17	17	17	17	17	17	17	17	17	17	17	17	17
42	ATKINS	2	17	5	5	5	5	5	5	5	5	5	5	5	5	5	5	5	1	1
17	MORRIS	3	1	1	1	1	1	1	1	1	1	1	1	1	1	1	1	1	5	5
7	MILLER	4	2	42	42	42	42	42	42	42	42	42	42	42	42	42	42	42	42	42
1	LEE	5	4	29	29	29	29	29	29	29	7	82	82	82	7	7	7	82	82	82
4	STOTT	6	29	7	7	7	7	7	7	7	29	7	7	7	82	82	82	7	7	7
2	ROBINSON	7	42	82	82	82	82	82	82	82	82	29	29	29	29	29	29	29	29	29
19	CHAPMAN	8	7	33	33	33	33	33	33	33	33	33	33	33	33	33	33	33	33	33
33	STEPNEY	9	26	19	19	19	19	19	19	19	26	26	26	26	50	50	50	50	50	50
26	FLETCHER	10	19	2	26	26	26	26	26	26	19	19	50	50	26	26	26	26	26	26
29	O'NEILL	11	82	26	2	2	2	2	2	2	2	2	2	19	19	2	2	2	2	19
82	KNIBBS	12	33	66	50	50	50	50	50	50	50	50	76	2	2	19	19	19	19	2
66	HARGRAVES	13	66	50	66	76	76	76	76	76	76	19	86	86	86	86	86	86	86	86
86	LUNDY	14	86	86	76	66	66	66	66	66	66	86	86	62	62	62	62	62	62	62
55	FLEET	15	62	76	86	86	86	86	86	86	86	62	62	66	66	66	101	101	101	101
23	ABEL	16	50	62	62	62	62	62	62	62	62	62	66	66	101	101	101	66	66	55
40	WORLEY	17	76	101	101	101	101	101	91	101	101	101	101	55	55	55	55	55	66	66
20	WORLEY	18	40	23	55	55	55	55	55	55	55	55	55	12	12	23	76	76	76	76
222	SHERRINGTON	19	101	55	91	91	55	55	91	91	12	12	12	23	23	12	23	23	23	23
62	SILVAIN	20	23	91	12	12	12	12	12	12	91	23	23	40	40	40	91	91	91	91
50	HERBERT	21	55	12	40	40	40	40	40	40	23	40	40	91	91	76	40	40	40	40
76	CHANDLER	22	91	444	444	444	444	444	444	444	40	91	91	444	76	91	444	444	41	41
101	GARNETT	23	444	40	23	23	23	23	23	23	444	444	444	76	444	444	41	41	31	31
91	NEWICK	24	12	20	20	20	20	20	20	20	41	41	41	41	41	41	31	31	444	444
444	COOMBS	25	20	41	41	41	41	41	41	41	31	31	31	31	31	31	20	20	20	20
12	TAYLOR	26	222	31	31	31	31	31	31	31	20	20	20	20	20	20	222	222	222	222
41	GODFREY	27	41	222	222	222	222	222	222	222	222	222	222	222	222	222	222	222	222	222
221	JONES	28	31	22																
31	HENNIN	29	22																	
22	O'CONNELL	30																		

Miata Trophy

RACE 1 - STATISTICS

Competitors Started	29
Planned Start	2024-10-26 @ 11:30:00.000
Actual Start	2024-10-26 @ 11:14:08.155
Finish Time	2024-10-26 @ 11:34:06.062
Track Length	1.2079mi.
Total Laps	480
Total Distance Covered	579.8138mi.

Session Fastest Lap History

NO	CL	NAME	LAP TIME	TIME OF DAY	LAP	VEHICLE
5	NC	John LANGRIDGE	1:09.441	11:15:17.608	1	Mazda MX-5
17	NC	Will MORRIS	1:02.107	11:16:19.863	2	Mazda MX-5
5	NC	John LANGRIDGE	1:01.732	11:17:23.881	3	Mazda MX-5
17	NC	Will MORRIS	1:01.705	11:18:23.927	4	Mazda MX-5
5	NC	John LANGRIDGE	1:01.408	11:18:25.289	4	Mazda MX-5
1	NC	Declan LEE	1:01.338	11:18:25.910	4	Mazda MX-5
17	NC	Will MORRIS	1:00.714	11:25:11.464	9	Mazda MX-5
42	NC	Khali ATKINS	1:00.300	11:25:12.881	9	Mazda MX-5
17	NC	Will MORRIS	1:00.063	11:26:11.527	10	Mazda MX-5
17	NC	Will MORRIS	1:00.027	11:27:11.554	11	Mazda MX-5
5	NC	John LANGRIDGE	59.985	11:27:11.934	11	Mazda MX-5
17	NC	Will MORRIS	59.462	11:28:11.016	12	Mazda MX-5
17	NC	Will MORRIS	59.395	11:30:10.312	14	Mazda MX-5
17	NC	Will MORRIS	59.098	11:31:09.409	15	Mazda MX-5
1	NC	Declan LEE	58.899	11:31:12.323	15	Mazda MX-5
17	NC	Will MORRIS	58.669	11:34:07.284	18	Mazda MX-5

Session Leader History

NO	CL	NAME	FROM LAP	LAPS LED	DISTANCE	VEHICLE
5	NC	John LANGRIDGE	1	1	1.20 miles	Mazda MX-5
17	NC	Will MORRIS	2	17	20.53 miles	Mazda MX-5

Flag History

TYPE	TIME OF DAY
GREEN	11:14:08.155
SAFETY	11:18:56.338
GREEN	11:24:07.964
FINISH	11:34:06.062

Flag Statistics

TYPE	COUNT	TOTAL LAPS	TOTAL TIME
Green	2	15	16:12.164
Red	0	0	0.000
Safety Car	1	3	5:11.625
FCY	0	0	0.000

Miata Trophy

RACE 1 - STATISTICS

CLASS : NC

19 Starters

Fastest Lap History

NO	NAME	LAP TIME	TIME OF DAY	LAP	VEHICLE
5	John LANGRIDGE	1:09.441	11:15:17.608	1	Mazda MX-5
17	Will MORRIS	1:02.107	11:16:19.863	2	Mazda MX-5
5	John LANGRIDGE	1:01.732	11:17:23.881	3	Mazda MX-5
17	Will MORRIS	1:01.705	11:18:23.927	4	Mazda MX-5
5	John LANGRIDGE	1:01.408	11:18:25.289	4	Mazda MX-5
1	Declan LEE	1:01.338	11:18:25.910	4	Mazda MX-5
17	Will MORRIS	1:00.714	11:25:11.464	9	Mazda MX-5
42	Khali ATKINS	1:00.300	11:25:12.881	9	Mazda MX-5
17	Will MORRIS	1:00.063	11:26:11.527	10	Mazda MX-5
17	Will MORRIS	1:00.027	11:27:11.554	11	Mazda MX-5
5	John LANGRIDGE	59.985	11:27:11.934	11	Mazda MX-5
17	Will MORRIS	59.462	11:28:11.016	12	Mazda MX-5
17	Will MORRIS	59.395	11:30:10.312	14	Mazda MX-5
17	Will MORRIS	59.098	11:31:09.409	15	Mazda MX-5
1	Declan LEE	58.899	11:31:12.323	15	Mazda MX-5
17	Will MORRIS	58.669	11:34:07.284	18	Mazda MX-5

Leader History

NO	NAME	FROM LAP	LAPS LED	DISTANCE	VEHICLE
5	John LANGRIDGE	1	1	1.20 miles	Mazda MX-5
17	Will MORRIS	2	17	20.53 miles	Mazda MX-5

Miata Trophy

RACE 1 - STATISTICS

CLASS : G

9 Starters

Fastest Lap History

NO	NAME	LAP TIME	TIME OF DAY	LAP	VEHICLE
50	Luke HERBERT	1:16.955	11:15:25.123	1	Mazda MX-5
50	Luke HERBERT	1:04.088	11:16:29.213	2	Mazda MX-5
50	Luke HERBERT	1:03.567	11:17:32.779	3	Mazda MX-5
50	Luke HERBERT	1:02.878	11:18:35.656	4	Mazda MX-5
76	Brian CHANDLER	1:01.867	11:18:35.803	4	Mazda MX-5
50	Luke HERBERT	1:01.618	11:25:18.530	9	Mazda MX-5
50	Luke HERBERT	1:01.543	11:26:20.073	10	Mazda MX-5
50	Luke HERBERT	1:00.830	11:28:22.517	12	Mazda MX-5
50	Luke HERBERT	1:00.541	11:30:26.297	14	Mazda MX-5
50	Luke HERBERT	1:00.069	11:31:26.364	15	Mazda MX-5
50	Luke HERBERT	59.384	11:32:25.750	16	Mazda MX-5
50	Luke HERBERT	59.315	11:33:25.064	17	Mazda MX-5
50	Luke HERBERT	58.735	11:34:23.800	18	Mazda MX-5

Leader History

NO	NAME	FROM LAP	LAPS LED	DISTANCE	VEHICLE
50	Luke HERBERT	1	18	21.74 miles	Mazda MX-5

Miata Trophy

RACE 1 - STATISTICS

CLASS : ND

1 Starters

Fastest Lap History


NO	NAME	LAP TIME	TIME OF DAY	LAP	VEHICLE
62	Kevin SILVAIN	1:16.388	11:15:24.555	1	Mazda MX-5
62	Kevin SILVAIN	1:05.626	11:16:30.095	2	Mazda MX-5
62	Kevin SILVAIN	1:03.278	11:18:39.908	4	Mazda MX-5
62	Kevin SILVAIN	1:02.487	11:25:21.766	9	Mazda MX-5
62	Kevin SILVAIN	1:02.477	11:26:24.243	10	Mazda MX-5
62	Kevin SILVAIN	1:01.889	11:27:26.132	11	Mazda MX-5
62	Kevin SILVAIN	1:01.425	11:28:27.558	12	Mazda MX-5
62	Kevin SILVAIN	1:00.998	11:30:30.726	14	Mazda MX-5
62	Kevin SILVAIN	1:00.027	11:32:32.060	16	Mazda MX-5
62	Kevin SILVAIN	59.665	11:33:31.726	17	Mazda MX-5

Leader History

NO	NAME	FROM LAP	LAPS LED	DISTANCE	VEHICLE
62	Kevin SILVAIN	1	18	21.74 miles	Mazda MX-5

Miata Trophy

RACE 6 - GRID (20 minutes)

ROW 18	35	221 Andrew JONES	
ROW 17	33	12 Ben TAYLOR	34 22 Laura O'CONNELL
ROW 16	31	31 Paul HENNIN	32 444 Jay COOMBS
ROW 15	29	91 David NEWICK	30 41 Darren GODFREY
ROW 14	27	101 Carl GARNETT	28 76 Brian CHANDLER
ROW 13	25	62 Kevin SILVAIN	26 50 Luke HERBERT
ROW 12			
ROW 11			
ROW 10	19	4 Nicholas STOTT	
ROW 9	17	20 Jude WORLEY	18 222 Jazmine SHERRINGTON
ROW 8	15	23 Ian ABEL	16 40 Raymond WORLEY
ROW 7	13	55 Simon FLEET	14 66 Jack HARGRAVES
ROW 6	11	2 John ROBINSON	12 86 Ethan LUNDY
ROW 5	9	26 Drew FLETCHER	10 19 David CHAPMAN
ROW 4	7	29 Paul O'NEILL	8 33 Dillon STEPNEY
ROW 3	5	82 Michael KNIBBS	6 7 Alex MILLER
ROW 2	3	5 John LANGRIDGE	4 42 Khali ATKINS
ROW 1	1	17 Will MORRIS	2 1 Declan LEE
Pole			
			

These results are provisional until the conclusion of any judicial and technical matters.

Brands Hatch Indy: 1.2079 miles

Clerk Of Course: Ian Denyer


Stewards:

Timekeeper: Rob Cook



Miata Trophy

RACE 6 - GRID (20 minutes) - AMENDED

ROW 18	35	221 Andrew JONES	
ROW 17	33	12 Ben TAYLOR	34 22 Laura O'CONNELL
ROW 16	31	31 Paul HENNIN	32 444 Jay COOMBS
ROW 15	29	91 David NEWICK	30 41 Darren GODFREY
ROW 14	27	101 Carl GARNETT	28 76 Brian CHANDLER
ROW 13	25	62 Kevin SILVAIN	26 50 Luke HERBERT
ROW 12			
ROW 11			
ROW 10	19	4 Nicholas STOTT	
ROW 9	17	20 Jude WORLEY	18 222 Jazmine SHERRINGTON
ROW 8	15	40 Raymond WORLEY	16 2 John ROBINSON
ROW 7	13	66 Jack HARGRAVES	14 23 Ian ABEL
ROW 6	11	86 Ethan LUNDY	12 55 Simon FLEET
ROW 5	9	26 Drew FLETCHER	10 19 David CHAPMAN
ROW 4	7	29 Paul O'NEILL	8 33 Dillon STEPNEY
ROW 3	5	82 Michael KNIBBS	6 7 Alex MILLER
ROW 2	3	5 John LANGRIDGE	4 42 Khali ATKINS
ROW 1	1	17 Will MORRIS	2 1 Declan LEE
Pole			
			

Comments:

Car 2 - 5 place grid penalty applied for causing a collision

These results are provisional until the conclusion of any judicial and technical matters.

Brands Hatch Indy: 1.2079 miles

Clerk Of Course: Ian Denyer

Stewards:

Timekeeper: Rob Cook



Miata Trophy

RACE 6 - CLASSIFICATION

Race Distance: 22 Laps / 26.57 miles

POS	NO	CL	PIC	NAME	ENTRY	LAPS	TIME	GAP	DIFF	MPH	BEST	ON	GRD	↑↓
1	17	NC	1	Will MORRIS	Mazda MX-5	22	20:41.921			77.03	55.536	4	1	0
2	1	NC	2	Declan LEE	Mazda MX-5	22	20:50.854	8.933	8.933	76.48	55.768	3	2	0
3	5	NC	3	John LANGRIDGE	Mazda MX-5	22	20:51.048	9.127	0.194	76.47	55.581	2	3	0
4	7	NC	4	Alex MILLER	Mazda MX-5	22	20:51.530	9.609	0.482	76.44	55.844	3	6	2
5	42	NC	5	Khali ATKINS	Mazda MX-5	22	20:52.442	10.521	0.912	76.38	55.812	3	4	-1
6	82	NC	6	Michael KNIBBS	Mazda MX-5	22	20:55.895	13.974	3.453	76.17	55.834	3	5	-1
7	26	NC	7	Drew FLETCHER	Mazda MX-5	22	21:07.390	25.469	11.495	75.48	55.941	4	9	2
8	76	G	1	Brian CHANDLER	Mazda MX-5	22	21:07.797	25.876	0.407	75.46	56.434	3	23	15
9	29	NC	8	Paul O'NEILL	Mazda MX-5	22	21:07.953	26.032	0.156	75.45	55.871	2	7	-2
10	50	G	2	Luke HERBERT	Mazda MX-5	22	21:08.134	26.213	0.181	75.44	56.144	14	21	11
11	19	NC	9	David CHAPMAN	Mazda MX-5	22	21:08.304	26.383	0.170	75.43	56.104	4	10	-1
12	62	ND	1	Kevin SILVAIN	Mazda MX-5	22	21:13.584	31.663	5.280	75.11	56.802	8	20	8
13	33	NC	10	Dillon STEPNEY	Mazda MX-5	22	21:14.447	32.526	0.863	75.06	56.792	2	8	-5
14	23	NC	11	Ian ABEL	Mazda MX-5	22	21:20.442	38.521	5.995	74.71	57.134	11	14	0
15	12	G	3	Ben TAYLOR	Mazda MX-5	22	21:20.485	38.564	0.043	74.71	56.504	12	28	13
16	55	NC	12	Simon FLEET	Mazda MX-5	22	21:24.440	42.519	3.955	74.48	57.291	10	12	-4
17	86	NC	13	Ethan LUNDY	Mazda MX-5	22	21:34.525	52.604	10.085	73.90	57.175	10	11	-6
18	40	NC	14	Raymond WORLEY	Mazda MX-5	22	21:35.692	53.771	1.167	73.83	57.345	11	15	-3
19	66	NC	15	Jack HARGRAVES	Mazda MX-5	22	21:37.731	55.810	2.039	73.72	57.437	12	13	-6
20	91	G	4	David NEWICK	Mazda MX-5	22	21:37.988	56.067	0.257	73.70	57.069	10	24	4
21	2	NC	16	John ROBINSON	Mazda MX-5	22	21:38.345	56.424	0.357	73.68	56.603	6	16	-5
22	101	G	5	Carl GARNETT	Mazda MX-5	21	20:43.679	1 Lap	1 Lap	73.42	57.213	10	22	0
23	31	G	6	Paul HENNIN	Mazda MX-5	21	21:09.845	1 Lap	26.166	71.91	58.499	6	26	3
24	41	G	7	Darren GODFREY	Mazda MX-5	21	21:15.787	1 Lap	5.942	71.57	58.771	8	25	1
25	222	NC	17	Jazmine SHERRINGTON	Mazda MX-5	19	20:44.310	3 Laps	2 Laps	66.40	1:01.259	11	18	-7
26	20	NC	18	Jude WORLEY	Mazda MX-5	19	21:01.400	3 Laps	17.090	65.50	1:02.868	9	17	-9
27	221*	G	8	Andrew JONES	Mazda MX-5	19	21:11.856	3 Laps	10.456	64.96	1:02.025	9	30	3
28	22	G	9	Laura O'CONNELL	Mazda MX-5	18	21:14.576	4 Laps	1 Lap	61.41	1:07.011	7	29	1

NOT CLASSIFIED

DNF	444	G		Jay COOMBS	Mazda MX-5	15	15:02.135	7 Laps	3 Laps	72.30	57.473	7	27	
DNF	4	NC		Nicholas STOTT	Mazda MX-5	12	11:35.449	10 Laps	3 Laps	75.03	56.371	12	19	

FASTEST LAP

17	NC			Will MORRIS	Mazda MX-5	4	55.536			78.30 mph	126.01 kph			
50	G			Luke HERBERT	Mazda MX-5	14	56.144			77.45 mph	124.65 kph			
62	ND			Kevin SILVAIN	Mazda MX-5	8	56.802			76.55 mph	123.20 kph			

Comments:

* Car 221 - 10 second time penalty applied for out of position start

Weather / Track : Cloudy / Dry

These results are provisional until the conclusion of any judicial and technical matters.

Date: 26/10/2024 Start: 15:39 Finish: 16:00

Brands Hatch Indy: 1.2079 miles

Clerk Of Course: Ian Denyer

Stewards:

Timekeeper: Rob Cook



Miata Trophy

RACE 6 - LAP ANALYSIS

DIFF = Difference To Personal Best Lap

P1 17 Will MORRIS				
LAP	LAP TIME	DIFF	MPH	TIME OF DAY
1 -	1:01.895	6.359	70.25	15:40:40.258
2 -	55.549 (2)	0.013	78.28	15:41:35.807
3 -	55.741	0.205	78.01	15:42:31.548
4 -	55.536 (1)		78.30	15:43:27.084
5 -	55.855	0.319	77.85	15:44:22.939
6 -	56.101	0.565	77.51	15:45:19.040
7 -	56.001	0.465	77.65	15:46:15.041
8 -	55.659 (3)	0.123	78.12	15:47:10.700
9 -	55.835	0.299	77.88	15:48:06.535
10 -	55.920	0.384	77.76	15:49:02.455
11 -	55.938	0.402	77.73	15:49:58.393
12 -	55.969	0.433	77.69	15:50:54.362
13 -	56.982	1.446	76.31	15:51:51.344
14 -	56.981	1.445	76.31	15:52:48.325
15 -	56.490	0.954	76.98	15:53:44.815
16 -	56.156	0.620	77.43	15:54:40.971
17 -	55.980	0.444	77.68	15:55:36.951
18 -	56.130	0.594	77.47	15:56:33.081
19 -	56.430	0.894	77.06	15:57:29.511
20 -	57.381	1.845	75.78	15:58:26.892
21 -	56.024	0.488	77.62	15:59:22.916
22 -	57.368	1.832	75.80	16:00:20.284

P2 1 Declan LEE				
LAP	LAP TIME	DIFF	MPH	TIME OF DAY
1 -	1:02.250	6.482	69.85	15:40:40.613
2 -	55.771 (2)	0.003	77.97	15:41:36.384
3 -	55.768 (1)		77.97	15:42:32.152
4 -	55.908 (3)	0.140	77.78	15:43:28.060
5 -	56.483	0.715	76.98	15:44:24.543
6 -	56.854	1.086	76.48	15:45:21.397
7 -	56.228	0.460	77.33	15:46:17.625
8 -	56.305	0.537	77.23	15:47:13.930
9 -	56.564	0.796	76.87	15:48:10.494
10 -	56.283	0.515	77.26	15:49:06.777
11 -	56.303	0.535	77.23	15:50:03.080
12 -	56.320	0.552	77.21	15:50:59.400
13 -	56.085	0.317	77.53	15:51:55.485
14 -	56.835	1.067	76.51	15:52:52.320
15 -	57.114	1.346	76.13	15:53:49.434
16 -	56.513	0.745	76.94	15:54:45.947
17 -	56.737	0.969	76.64	15:55:42.684
18 -	56.905	1.137	76.41	15:56:39.589
19 -	56.663	0.895	76.74	15:57:36.252
20 -	56.733	0.965	76.65	15:58:32.985
21 -	59.763	3.995	72.76	15:59:32.748
22 -	56.469	0.701	77.00	16:00:29.217

P3 5 John LANGRIDGE				
LAP	LAP TIME	DIFF	MPH	TIME OF DAY
1 -	1:02.612	7.031	69.45	15:40:40.975
2 -	55.581 (1)		78.23	15:41:36.556
3 -	56.009 (3)	0.428	77.64	15:42:32.565
4 -	56.103	0.522	77.51	15:43:28.668
5 -	56.276	0.695	77.27	15:44:24.944
6 -	57.365	1.784	75.80	15:45:22.309
7 -	56.292	0.711	77.25	15:46:18.601
8 -	56.008 (2)	0.427	77.64	15:47:14.609
9 -	56.213	0.632	77.35	15:48:10.822
10 -	56.453	0.872	77.03	15:49:07.275
11 -	56.108	0.527	77.50	15:50:03.383

DIFF = Difference To Personal Best Lap

12 -	56.253	0.672	77.30	15:50:59.636
13 -	56.194	0.613	77.38	15:51:55.830
14 -	56.819	1.238	76.53	15:52:52.649
15 -	56.999	1.418	76.29	15:53:49.648
16 -	56.645	1.064	76.76	15:54:46.293
17 -	56.614	1.033	76.81	15:55:42.907
18 -	56.925	1.344	76.39	15:56:39.832
19 -	56.720	1.139	76.66	15:57:36.552
20 -	56.689	1.108	76.70	15:58:33.241
21 -	59.849	4.268	72.65	15:59:33.090
22 -	56.321	0.740	77.21	16:00:29.411

P4 7 Alex MILLER				
LAP	LAP TIME	DIFF	MPH	TIME OF DAY
1 -	1:03.596	7.752	68.37	15:40:41.959
2 -	56.116	0.272	77.49	15:41:38.075
3 -	55.844 (1)		77.87	15:42:33.919
4 -	56.050	0.206	77.58	15:43:29.969
5 -	56.953	1.109	76.35	15:44:26.922
6 -	56.785	0.941	76.58	15:45:23.707
7 -	55.972 (2)	0.128	77.69	15:46:19.679
8 -	56.270	0.426	77.28	15:47:15.949
9 -	56.152	0.308	77.44	15:48:12.101
10 -	56.148	0.304	77.44	15:49:08.249
11 -	56.267	0.423	77.28	15:50:04.516
12 -	56.238	0.394	77.32	15:51:00.754
13 -	56.047 (3)	0.203	77.58	15:51:56.801
14 -	56.520	0.676	76.93	15:52:53.321
15 -	56.493	0.649	76.97	15:53:49.814
16 -	56.970	1.126	76.33	15:54:46.784
17 -	56.340	0.496	77.18	15:55:43.124
18 -	56.940	1.096	76.37	15:56:40.064
19 -	56.725	0.881	76.66	15:57:36.789
20 -	56.737	0.893	76.64	15:58:33.526
21 -	59.802	3.958	72.71	15:59:33.328
22 -	56.565	0.721	76.87	16:00:29.893

P5 42 Khali ATKINS				
LAP	LAP TIME	DIFF	MPH	TIME OF DAY
1 -	1:04.418	8.606	67.50	15:40:42.781
2 -	56.032 (3)	0.220	77.60	15:41:38.813
3 -	55.812 (1)		77.91	15:42:34.625
4 -	56.502	0.690	76.96	15:43:31.127
5 -	56.224	0.412	77.34	15:44:27.351
6 -	56.842	1.030	76.50	15:45:24.193
7 -	56.643	0.831	76.77	15:46:20.836
8 -	56.323	0.511	77.20	15:47:17.159
9 -	56.066	0.254	77.56	15:48:13.225
10 -	56.011 (2)	0.199	77.63	15:49:09.236
11 -	56.133	0.321	77.46	15:50:05.369
12 -	56.036	0.224	77.60	15:51:01.405
13 -	56.142	0.330	77.45	15:51:57.547
14 -	56.550	0.738	76.89	15:52:54.097
15 -	56.507	0.695	76.95	15:53:50.604
16 -	56.823	1.011	76.52	15:54:47.427
17 -	56.833	1.021	76.51	15:55:44.260
18 -	56.588	0.776	76.84	15:56:40.848
19 -	56.629	0.817	76.79	15:57:37.477
20 -	56.700	0.888	76.69	15:58:34.177
21 -	59.839	4.027	72.67	15:59:34.016
22 -	56.789	0.977	76.57	16:00:30.805

Miata Trophy

RACE 6 - LAP ANALYSIS

DIFF = Difference To Personal Best Lap

P6 82 Michael KNIBBS				
LAP	LAP TIME	DIFF	MPH	TIME OF DAY
1 -	1:04.249	8.415	67.68	15:40:42.612
2 -	56.415	0.581	77.08	15:41:39.027
3 -	55.834 (1)		77.88	15:42:34.861
4 -	56.047	0.213	77.58	15:43:30.908
5 -	56.167	0.333	77.42	15:44:27.075
6 -	56.951	1.117	76.35	15:45:24.026
7 -	56.607	0.773	76.82	15:46:20.633
8 -	55.893 (2)	0.059	77.80	15:47:16.526
9 -	56.014 (3)	0.180	77.63	15:48:12.540
10 -	56.116	0.282	77.49	15:49:08.656
11 -	56.158	0.324	77.43	15:50:04.814
12 -	56.329	0.495	77.20	15:51:01.143
13 -	56.023	0.189	77.62	15:51:57.166
14 -	56.526	0.692	76.93	15:52:53.692
15 -	56.508	0.674	76.95	15:53:50.200
16 -	56.800	0.966	76.55	15:54:47.000
17 -	56.511	0.677	76.95	15:55:43.511
18 -	57.035	1.201	76.24	15:56:40.546
19 -	56.547	0.713	76.90	15:57:37.093
20 -	56.864	1.030	76.47	15:58:33.957
21 -	1:00.211	4.377	72.22	15:59:34.168
22 -	1:00.090	4.256	72.36	16:00:34.258

P7 26 Drew FLETCHER				
LAP	LAP TIME	DIFF	MPH	TIME OF DAY
1 -	1:04.586	8.645	67.32	15:40:42.949
2 -	56.277	0.336	77.27	15:41:39.226
3 -	56.155 (3)	0.214	77.43	15:42:35.381
4 -	55.941 (1)		77.73	15:43:31.322
5 -	56.760	0.819	76.61	15:44:28.082
6 -	56.311	0.370	77.22	15:45:24.393
7 -	56.614	0.673	76.81	15:46:21.007
8 -	57.501	1.560	75.62	15:47:18.508
9 -	56.661	0.720	76.74	15:48:15.169
10 -	56.153 (2)	0.212	77.44	15:49:11.322
11 -	56.569	0.628	76.87	15:50:07.891
12 -	56.277	0.336	77.27	15:51:04.168
13 -	56.398	0.457	77.10	15:52:00.566
14 -	57.945	2.004	75.04	15:52:58.511
15 -	56.576	0.635	76.86	15:53:55.087
16 -	57.268	1.327	75.93	15:54:52.355
17 -	56.739	0.798	76.64	15:55:49.094
18 -	1:00.675	4.734	71.67	15:56:49.769
19 -	57.080	1.139	76.18	15:57:46.849
20 -	58.145	2.204	74.78	15:58:44.994
21 -	57.651	1.710	75.42	15:59:42.645
22 -	1:03.108	7.167	68.90	16:00:45.753

P8 76 Brian CHANDLER				
LAP	LAP TIME	DIFF	MPH	TIME OF DAY
1 -	1:09.156	12.722	62.88	15:40:47.519
2 -	57.948	1.514	75.04	15:41:45.467
3 -	56.434 (1)		77.05	15:42:41.901
4 -	56.907	0.473	76.41	15:43:38.808
5 -	57.491	1.057	75.63	15:44:36.299
6 -	56.917	0.483	76.40	15:45:33.216
7 -	57.212	0.778	76.00	15:46:30.428
8 -	56.558 (3)	0.124	76.88	15:47:26.986
9 -	56.687	0.253	76.71	15:48:23.673
10 -	56.760	0.326	76.61	15:49:20.433
11 -	56.608	0.174	76.81	15:50:17.041

DIFF = Difference To Personal Best Lap

12 -	56.438 (2)	0.004	77.05	15:51:13.479
13 -	56.673	0.239	76.73	15:52:10.152
14 -	56.647	0.213	76.76	15:53:06.799
15 -	56.941	0.507	76.37	15:54:03.740
16 -	56.928	0.494	76.38	15:55:00.668
17 -	57.831	1.397	75.19	15:55:58.499
18 -	57.032	0.598	76.24	15:56:55.531
19 -	56.680	0.246	76.72	15:57:52.211
20 -	57.041	0.607	76.23	15:58:49.252
21 -	57.298	0.864	75.89	15:59:46.550
22 -	59.610	3.176	72.95	16:00:46.160

P9 29 Paul O'NEILL				
LAP	LAP TIME	DIFF	MPH	TIME OF DAY
1 -	1:03.304	7.433	68.69	15:40:41.667
2 -	55.871 (1)		77.83	15:41:37.538
3 -	56.070 (3)	0.199	77.55	15:42:33.608
4 -	55.980 (2)	0.109	77.68	15:43:29.588
5 -	56.931	1.060	76.38	15:44:26.519
6 -	56.821	0.950	76.53	15:45:23.340
7 -	57.378	1.507	75.78	15:46:20.718
8 -	57.416	1.545	75.73	15:47:18.134
9 -	56.165	0.294	77.42	15:48:14.299
10 -	56.483	0.612	76.98	15:49:10.782
11 -	56.619	0.748	76.80	15:50:07.401
12 -	56.344	0.473	77.17	15:51:03.745
13 -	56.533	0.662	76.92	15:52:00.278
14 -	57.363	1.492	75.80	15:52:57.641
15 -	56.635	0.764	76.78	15:53:54.276
16 -	57.544	1.673	75.57	15:54:51.820
17 -	56.472	0.601	77.00	15:55:48.292
18 -	1:01.332	5.461	70.90	15:56:49.624
19 -	56.835	0.964	76.51	15:57:46.459
20 -	58.338	2.467	74.54	15:58:44.797
21 -	57.991	2.120	74.98	15:59:42.788
22 -	1:03.528	7.657	68.45	16:00:46.316

P10 50 Luke HERBERT				
LAP	LAP TIME	DIFF	MPH	TIME OF DAY
1 -	1:09.841	13.697	62.26	15:40:48.204
2 -	57.993	1.849	74.98	15:41:46.197
3 -	56.209 (3)	0.065	77.36	15:42:42.406
4 -	56.371	0.227	77.14	15:43:38.777
5 -	58.381	2.237	74.48	15:44:37.158
6 -	56.342	0.198	77.18	15:45:33.500
7 -	57.618	1.474	75.47	15:46:31.118
8 -	56.782	0.638	76.58	15:47:27.900
9 -	57.284	1.140	75.91	15:48:25.184
10 -	56.160 (2)	0.016	77.43	15:49:21.344
11 -	56.319	0.175	77.21	15:50:17.663
12 -	56.420	0.276	77.07	15:51:14.083
13 -	56.980	0.836	76.31	15:52:11.063
14 -	56.144 (1)		77.45	15:53:07.207
15 -	56.771	0.627	76.59	15:54:03.978
16 -	56.845	0.701	76.49	15:55:00.823
17 -	57.882	1.738	75.12	15:55:58.705
18 -	57.003	0.859	76.28	15:56:55.708
19 -	56.767	0.623	76.60	15:57:52.475
20 -	56.933	0.789	76.38	15:58:49.408
21 -	57.354	1.210	75.82	15:59:46.762
22 -	59.735	3.591	72.79	16:00:46.497

Miata Trophy

RACE 6 - LAP ANALYSIS

DIFF = Difference To Personal Best Lap

P11 19 David CHAPMAN				
LAP	LAP TIME	DIFF	MPH	TIME OF DAY
1 -	1:05.227	9.123	66.66	15:40:43.590
2 -	56.424	0.320	77.07	15:41:40.014
3 -	56.197 (2)	0.093	77.38	15:42:36.211
4 -	56.104 (1)		77.50	15:43:32.315
5 -	57.701	1.597	75.36	15:44:30.016
6 -	56.400 (3)	0.296	77.10	15:45:26.416
7 -	57.029	0.925	76.25	15:46:23.445
8 -	56.459	0.355	77.02	15:47:19.904
9 -	56.417	0.313	77.07	15:48:16.321
10 -	56.417	0.313	77.07	15:49:12.738
11 -	56.616	0.512	76.80	15:50:09.354
12 -	56.418	0.314	77.07	15:51:05.772
13 -	56.869	0.765	76.46	15:52:02.641
14 -	57.261	1.157	75.94	15:52:59.902
15 -	56.600	0.496	76.83	15:53:56.502
16 -	56.691	0.587	76.70	15:54:53.193
17 -	56.852	0.748	76.48	15:55:50.045
18 -	1:00.106	4.002	72.34	15:56:50.151
19 -	57.165	1.061	76.07	15:57:47.316
20 -	57.840	1.736	75.18	15:58:45.156
21 -	57.918	1.814	75.08	15:59:43.074
22 -	1:03.593	7.489	68.38	16:00:46.667

P12 62 Kevin SILVAIN				
LAP	LAP TIME	DIFF	MPH	TIME OF DAY
1 -	1:08.645	11.843	63.34	15:40:47.008
2 -	57.594	0.792	75.50	15:41:44.602
3 -	56.972	0.170	76.32	15:42:41.574
4 -	56.870 (3)	0.068	76.46	15:43:38.444
5 -	57.327	0.525	75.85	15:44:35.771
6 -	57.272	0.470	75.92	15:45:33.043
7 -	57.804	1.002	75.23	15:46:30.847
8 -	56.802 (1)		76.55	15:47:27.649
9 -	57.270	0.468	75.93	15:48:24.919
10 -	56.921	0.119	76.39	15:49:21.840
11 -	57.888	1.086	75.12	15:50:19.728
12 -	57.202	0.400	76.02	15:51:16.930
13 -	56.814 (2)	0.012	76.54	15:52:13.744
14 -	57.249	0.447	75.95	15:53:10.993
15 -	57.664	0.862	75.41	15:54:08.657
16 -	57.520	0.718	75.60	15:55:06.177
17 -	57.209	0.407	76.01	15:56:03.386
18 -	58.684	1.882	74.10	15:57:02.070
19 -	57.483	0.681	75.65	15:57:59.553
20 -	56.986	0.184	76.31	15:58:56.539
21 -	56.926	0.124	76.39	15:59:53.465
22 -	58.482	1.680	74.35	16:00:51.947

P13 33 Dillon STEPNEY				
LAP	LAP TIME	DIFF	MPH	TIME OF DAY
1 -	1:05.743	8.951	66.14	15:40:44.106
2 -	56.792 (1)		76.57	15:41:40.898
3 -	57.335	0.543	75.84	15:42:38.233
4 -	57.765	0.973	75.28	15:43:35.998
5 -	57.287	0.495	75.90	15:44:33.285
6 -	57.629	0.837	75.45	15:45:30.914
7 -	58.462	1.670	74.38	15:46:29.376
8 -	57.624	0.832	75.46	15:47:27.000
9 -	58.349	1.557	74.52	15:48:25.349
10 -	57.246	0.454	75.96	15:49:22.595
11 -	57.651	0.859	75.42	15:50:20.246

DIFF = Difference To Personal Best Lap

12 -	57.404	0.612	75.75	15:51:17.650
13 -	57.213	0.421	76.00	15:52:14.863
14 -	57.117 (2)	0.325	76.13	15:53:11.980
15 -	57.239	0.447	75.97	15:54:09.219
16 -	58.698	1.906	74.08	15:55:07.917
17 -	57.345	0.553	75.83	15:56:05.262
18 -	57.900	1.108	75.10	15:57:03.162
19 -	57.229	0.437	75.98	15:58:00.391
20 -	57.358	0.566	75.81	15:58:57.749
21 -	57.205 (3)	0.413	76.01	15:59:54.954
22 -	57.856	1.064	75.16	16:00:52.810

P14 23 Ian ABEL				
LAP	LAP TIME	DIFF	MPH	TIME OF DAY
1 -	1:06.424	9.290	65.46	15:40:44.787
2 -	57.707	0.573	75.35	15:41:42.494
3 -	57.469	0.335	75.66	15:42:39.963
4 -	57.811	0.677	75.22	15:43:37.774
5 -	57.986	0.852	74.99	15:44:35.760
6 -	59.048	1.914	73.64	15:45:34.808
7 -	57.453	0.319	75.68	15:46:32.261
8 -	57.454	0.320	75.68	15:47:29.715
9 -	57.324 (2)	0.190	75.86	15:48:27.039
10 -	57.348 (3)	0.214	75.82	15:49:24.387
11 -	57.134 (1)		76.11	15:50:21.521
12 -	57.549	0.415	75.56	15:51:19.070
13 -	57.481	0.347	75.65	15:52:16.551
14 -	57.371	0.237	75.79	15:53:13.922
15 -	57.446	0.312	75.69	15:54:11.368
16 -	58.452	1.318	74.39	15:55:09.820
17 -	57.897	0.763	75.10	15:56:07.717
18 -	58.988	1.854	73.72	15:57:06.705
19 -	58.092	0.958	74.85	15:58:04.797
20 -	57.911	0.777	75.09	15:59:02.708
21 -	57.815	0.681	75.21	16:00:00.523
22 -	58.282	1.148	74.61	16:00:58.805

P15 12 Ben TAYLOR				
LAP	LAP TIME	DIFF	MPH	TIME OF DAY
1 -	1:10.685	14.181	61.52	15:40:49.048
2 -	58.687	2.183	74.09	15:41:47.735
3 -	58.070	1.566	74.88	15:42:45.805
4 -	58.561	2.057	74.25	15:43:44.366
5 -	57.562	1.058	75.54	15:44:41.928
6 -	57.363	0.859	75.80	15:45:39.291
7 -	57.242	0.738	75.96	15:46:36.533
8 -	58.296	1.792	74.59	15:47:34.829
9 -	57.055	0.551	76.21	15:48:31.884
10 -	56.993	0.489	76.30	15:49:28.877
11 -	56.561 (3)	0.057	76.88	15:50:25.438
12 -	56.504 (1)		76.96	15:51:21.942
13 -	58.059	1.555	74.89	15:52:20.001
14 -	57.799	1.295	75.23	15:53:17.800
15 -	57.307	0.803	75.88	15:54:15.107
16 -	56.961	0.457	76.34	15:55:12.068
17 -	58.205	1.701	74.71	15:56:10.273
18 -	59.222	2.718	73.42	15:57:09.495
19 -	57.901	1.397	75.10	15:58:07.396
20 -	56.959	0.455	76.34	15:59:04.355
21 -	56.550 (2)	0.046	76.89	16:00:00.905
22 -	57.943	1.439	75.04	16:00:58.848

Miata Trophy

RACE 6 - LAP ANALYSIS

DIFF = Difference To Personal Best Lap

P16 55 Simon FLEET				
LAP	LAP TIME	DIFF	MPH	TIME OF DAY
1 -	1:06.714	9.423	65.18	15:40:45.077
2 -	57.704	0.413	75.36	15:41:42.781
3 -	57.362	0.071	75.80	15:42:40.143
4 -	57.929	0.638	75.06	15:43:38.072
5 -	59.381	2.090	73.23	15:44:37.453
6 -	57.823	0.532	75.20	15:45:35.276
7 -	57.313 (3)	0.022	75.87	15:46:32.589
8 -	58.901	1.610	73.82	15:47:31.490
9 -	57.530	0.239	75.58	15:48:29.020
10 -	57.291 (1)		75.90	15:49:26.311
11 -	57.484	0.193	75.64	15:50:23.795
12 -	57.913	0.622	75.08	15:51:21.708
13 -	58.124	0.833	74.81	15:52:19.832
14 -	58.134	0.843	74.80	15:53:17.966
15 -	58.110	0.819	74.83	15:54:16.076
16 -	57.294 (2)	0.003	75.89	15:55:13.370
17 -	58.119	0.828	74.82	15:56:11.489
18 -	58.990	1.699	73.71	15:57:10.479
19 -	58.705	1.414	74.07	15:58:09.184
20 -	57.857	0.566	75.16	15:59:07.041
21 -	57.851	0.560	75.16	16:00:04.892
22 -	57.911	0.620	75.09	16:01:02.803

P17 86 Ethan LUNDY				
LAP	LAP TIME	DIFF	MPH	TIME OF DAY
1 -	1:07.948	10.773	63.99	15:40:46.311
2 -	58.986	1.811	73.72	15:41:45.297
3 -	58.226	1.051	74.68	15:42:43.523
4 -	1:03.404	6.229	68.58	15:43:46.927
5 -	57.440	0.265	75.70	15:44:44.367
6 -	58.072	0.897	74.88	15:45:42.439
7 -	57.207 (2)	0.032	76.01	15:46:39.646
8 -	57.924	0.749	75.07	15:47:37.570
9 -	57.926	0.751	75.07	15:48:35.496
10 -	57.175 (1)		76.05	15:49:32.671
11 -	57.439 (3)	0.264	75.70	15:50:30.110
12 -	57.479	0.304	75.65	15:51:27.589
13 -	58.882	1.707	73.85	15:52:26.471
14 -	58.561	1.386	74.25	15:53:25.032
15 -	58.439	1.264	74.41	15:54:23.471
16 -	57.551	0.376	75.56	15:55:21.022
17 -	57.898	0.723	75.10	15:56:18.920
18 -	1:01.290	4.115	70.95	15:57:20.210
19 -	59.104	1.929	73.57	15:58:19.314
20 -	57.629	0.454	75.45	15:59:16.943
21 -	57.711	0.536	75.35	16:00:14.654
22 -	58.234	1.059	74.67	16:01:12.888

P18 40 Raymond WORLEY				
LAP	LAP TIME	DIFF	MPH	TIME OF DAY
1 -	1:08.454	11.109	63.52	15:40:46.817
2 -	59.976	2.631	72.50	15:41:46.793
3 -	57.497 (2)	0.152	75.63	15:42:44.290
4 -	59.436	2.091	73.16	15:43:43.726
5 -	57.638	0.293	75.44	15:44:41.364
6 -	58.060	0.715	74.89	15:45:39.424
7 -	57.947	0.602	75.04	15:46:37.371
8 -	58.861	1.516	73.87	15:47:36.232
9 -	57.608	0.263	75.48	15:48:33.840
10 -	57.571 (3)	0.226	75.53	15:49:31.411
11 -	57.345 (1)		75.83	15:50:28.756

DIFF = Difference To Personal Best Lap

12 -	58.178	0.833	74.74	15:51:26.934
13 -	59.112	1.767	73.56	15:52:26.046
14 -	58.449	1.104	74.39	15:53:24.495
15 -	59.134	1.789	73.53	15:54:23.629
16 -	58.456	1.111	74.39	15:55:22.085
17 -	57.794	0.449	75.24	15:56:19.879
18 -	1:01.117	3.772	71.15	15:57:20.996
19 -	59.236	1.891	73.41	15:58:20.232
20 -	57.759	0.414	75.28	15:59:17.991
21 -	57.831	0.486	75.19	16:00:15.822
22 -	58.233	0.888	74.67	16:01:14.055

P19 66 Jack HARGRAVES				
LAP	LAP TIME	DIFF	MPH	TIME OF DAY
1 -	1:10.061	12.624	62.06	15:40:48.424
2 -	59.067	1.630	73.62	15:41:47.491
3 -	57.894	0.457	75.11	15:42:45.385
4 -	59.570	2.133	72.99	15:43:44.955
5 -	57.727 (3)	0.290	75.33	15:44:42.682
6 -	57.857	0.420	75.16	15:45:40.539
7 -	57.796	0.359	75.24	15:46:38.335
8 -	58.586	1.149	74.22	15:47:36.921
9 -	58.075	0.638	74.87	15:48:34.996
10 -	57.515 (2)	0.078	75.60	15:49:32.511
11 -	58.162	0.725	74.76	15:50:30.673
12 -	57.437 (1)		75.71	15:51:28.110
13 -	58.911	1.474	73.81	15:52:27.021
14 -	58.740	1.303	74.03	15:53:25.761
15 -	58.926	1.489	73.79	15:54:24.687
16 -	58.469	1.032	74.37	15:55:23.156
17 -	57.729	0.292	75.32	15:56:20.885
18 -	1:00.677	3.240	71.66	15:57:21.562
19 -	59.520	2.083	73.06	15:58:21.082
20 -	57.817	0.380	75.21	15:59:18.899
21 -	58.947	1.510	73.77	16:00:17.846
22 -	58.248	0.811	74.65	16:01:16.094

P20 91 David NEWICK				
LAP	LAP TIME	DIFF	MPH	TIME OF DAY
1 -	1:10.433	13.364	61.74	15:40:48.796
2 -	58.985	1.916	73.72	15:41:47.781
3 -	58.644	1.575	74.15	15:42:46.425
4 -	58.794	1.725	73.96	15:43:45.219
5 -	57.813	0.744	75.21	15:44:43.032
6 -	57.795	0.726	75.24	15:45:40.827
7 -	57.737	0.668	75.31	15:46:38.564
8 -	59.115	2.046	73.56	15:47:37.679
9 -	59.053	1.984	73.63	15:48:36.732
10 -	57.069 (1)		76.19	15:49:33.801
11 -	57.121 (2)	0.052	76.12	15:50:30.922
12 -	57.343 (3)	0.274	75.83	15:51:28.265
13 -	59.133	2.064	73.53	15:52:27.398
14 -	59.025	1.956	73.67	15:53:26.423
15 -	58.427	1.358	74.42	15:54:24.850
16 -	58.672	1.603	74.11	15:55:23.522
17 -	57.917	0.848	75.08	15:56:21.439
18 -	1:00.879	3.810	71.43	15:57:22.318
19 -	59.035	1.966	73.66	15:58:21.353
20 -	57.778	0.709	75.26	15:59:19.131
21 -	59.105	2.036	73.57	16:00:18.236
22 -	58.115	1.046	74.82	16:01:16.351

Miata Trophy

RACE 6 - LAP ANALYSIS

DIFF = Difference To Personal Best Lap

P21 2 John ROBINSON				
LAP	LAP TIME	DIFF	MPH	TIME OF DAY
1 -	1:08.775	12.172	63.22	15:40:47.138
2 -	59.519	2.916	73.06	15:41:46.657
3 -	57.017	0.414	76.26	15:42:43.674
4 -	1:07.723	11.120	64.21	15:43:51.397
5 -	58.319	1.716	74.56	15:44:49.716
6 -	56.603 (1)		76.82	15:45:46.319
7 -	58.360	1.757	74.51	15:46:44.679
8 -	56.805 (3)	0.202	76.55	15:47:41.484
9 -	57.631	1.028	75.45	15:48:39.115
10 -	56.849	0.246	76.49	15:49:35.964
11 -	56.748 (2)	0.145	76.63	15:50:32.712
12 -	56.813	0.210	76.54	15:51:29.525
13 -	58.562	1.959	74.25	15:52:28.087
14 -	57.821	1.218	75.20	15:53:25.908
15 -	57.906	1.303	75.09	15:54:23.814
16 -	58.642	2.039	74.15	15:55:22.456
17 -	57.722	1.119	75.33	15:56:20.178
18 -	1:01.787	5.184	70.38	15:57:21.965
19 -	59.335	2.732	73.28	15:58:21.300
20 -	58.430	1.827	74.42	15:59:19.730
21 -	59.150	2.547	73.51	16:00:18.880
22 -	57.828	1.225	75.19	16:01:16.708

P22 101 Carl GARNETT				
LAP	LAP TIME	DIFF	MPH	TIME OF DAY
1 -	1:10.093	12.880	62.03	15:40:48.456
2 -	58.726	1.513	74.04	15:41:47.182
3 -	57.740	0.527	75.31	15:42:44.922
4 -	59.249	2.036	73.39	15:43:44.171
5 -	57.581 (2)	0.368	75.52	15:44:41.752
6 -	58.353	1.140	74.52	15:45:40.105
7 -	57.804	0.591	75.23	15:46:37.909
8 -	58.674	1.461	74.11	15:47:36.583
9 -	58.063	0.850	74.89	15:48:34.646
10 -	57.213 (1)		76.00	15:49:31.859
11 -	57.586 (3)	0.373	75.51	15:50:29.445
12 -	57.689	0.476	75.38	15:51:27.134
13 -	59.163	1.950	73.50	15:52:26.297
14 -	58.525	1.312	74.30	15:53:24.822
15 -	1:02.663	5.450	69.39	15:54:27.485
16 -	58.394	1.181	74.47	15:55:25.879
17 -	58.419	1.206	74.43	15:56:24.298
18 -	58.873	1.660	73.86	15:57:23.171
19 -	58.920	1.707	73.80	15:58:22.091
20 -	58.647	1.434	74.14	15:59:20.738
21 -	1:01.304	4.091	70.93	16:00:22.042

P23 31 Paul HENNIN				
LAP	LAP TIME	DIFF	MPH	TIME OF DAY
1 -	1:13.606	15.107	59.07	15:40:51.969
2 -	59.885	1.386	72.61	15:41:51.854
3 -	59.065	0.566	73.62	15:42:50.919
4 -	1:00.733	2.234	71.60	15:43:51.652
5 -	59.105	0.606	73.57	15:44:50.757
6 -	58.499 (1)		74.33	15:45:49.256
7 -	59.229	0.730	73.42	15:46:48.485
8 -	59.331	0.832	73.29	15:47:47.816
9 -	59.586	1.087	72.98	15:48:47.402
10 -	59.914	1.415	72.58	15:49:47.316
11 -	1:00.716	2.217	71.62	15:50:48.032
12 -	58.918	0.419	73.80	15:51:46.950

DIFF = Difference To Personal Best Lap

13 -	58.779 (2)	0.280	73.98	15:52:45.729
14 -	59.253	0.754	73.39	15:53:44.982
15 -	58.793 (3)	0.294	73.96	15:54:43.775
16 -	1:01.205	2.706	71.04	15:55:44.980
17 -	59.660	1.161	72.88	15:56:44.640
18 -	1:00.031	1.532	72.43	15:57:44.671
19 -	1:01.023	2.524	71.26	15:58:45.694
20 -	59.456	0.957	73.13	15:59:45.150
21 -	1:03.058	4.559	68.96	16:00:48.208

P24 41 Darren GODFREY				
LAP	LAP TIME	DIFF	MPH	TIME OF DAY
1 -	1:11.879	13.108	60.49	15:40:50.242
2 -	59.414	0.643	73.19	15:41:49.656
3 -	59.824	1.053	72.68	15:42:49.480
4 -	1:00.267	1.496	72.15	15:43:49.747
5 -	1:00.121	1.350	72.33	15:44:49.868
6 -	58.873 (2)	0.102	73.86	15:45:48.741
7 -	59.469	0.698	73.12	15:46:48.210
8 -	58.771 (1)		73.99	15:47:46.981
9 -	59.363	0.592	73.25	15:48:46.344
10 -	59.150	0.379	73.51	15:49:45.494
11 -	1:01.271	2.500	70.97	15:50:46.765
12 -	1:01.368	2.597	70.86	15:51:48.133
13 -	59.782	1.011	72.74	15:52:47.915
14 -	59.044 (3)	0.273	73.65	15:53:46.959
15 -	1:00.903	2.132	71.40	15:54:47.862
16 -	59.844	1.073	72.66	15:55:47.706
17 -	1:04.262	5.491	67.66	15:56:51.968
18 -	1:00.040	1.269	72.42	15:57:52.008
19 -	1:00.290	1.519	72.12	15:58:52.298
20 -	1:00.667	1.896	71.67	15:59:52.965
21 -	1:01.185	2.414	71.07	16:00:54.150

P25 222 Jazmine SHERRINGTON				
LAP	LAP TIME	DIFF	MPH	TIME OF DAY
1 -	1:20.613	19.354	53.94	15:40:58.976
2 -	1:07.058	5.799	64.84	15:42:06.034
3 -	1:05.360	4.101	66.53	15:43:11.394
4 -	1:05.698	4.439	66.19	15:44:17.092
5 -	1:06.749	5.490	65.14	15:45:23.841
6 -	1:07.703	6.444	64.23	15:46:31.544
7 -	1:04.895	3.636	67.00	15:47:36.439
8 -	1:04.480	3.221	67.44	15:48:40.919
9 -	1:01.872 (3)	0.613	70.28	15:49:42.791
10 -	1:01.723 (2)	0.464	70.45	15:50:44.514
11 -	1:01.259 (1)		70.98	15:51:45.773
12 -	1:03.999	2.740	67.94	15:52:49.772
13 -	1:03.827	2.568	68.13	15:53:53.599
14 -	1:03.769	2.510	68.19	15:54:57.368
15 -	1:04.675	3.416	67.23	15:56:02.043
16 -	1:05.295	4.036	66.59	15:57:07.338
17 -	1:04.991	3.732	66.91	15:58:12.329
18 -	1:04.408	3.149	67.51	15:59:16.737
19 -	1:05.936	4.677	65.95	16:00:22.673

P26 20 Jude WORLEY				
LAP	LAP TIME	DIFF	MPH	TIME OF DAY
1 -	1:17.640	14.772	56.00	15:40:56.003
2 -	1:07.532	4.664	64.39	15:42:03.535
3 -	1:07.031	4.163	64.87	15:43:10.566
4 -	1:06.274	3.406	65.61	15:44:16.840
5 -	1:06.736	3.868	65.16	15:45:23.576

Miata Trophy

RACE 6 - LAP ANALYSIS

DIFF = Difference To Personal Best Lap

6 -	1:07.688	4.820	64.24	15:46:31.264
7 -	1:06.565	3.697	65.32	15:47:37.829
8 -	1:03.604 (2)	0.736	68.36	15:48:41.433
9 -	1:02.868 (1)		69.17	15:49:44.301
10 -	1:04.716	1.848	67.19	15:50:49.017
11 -	1:04.116 (3)	1.248	67.82	15:51:53.133
12 -	1:07.208	4.340	64.70	15:53:00.341
13 -	1:04.719	1.851	67.19	15:54:05.060
14 -	1:05.517	2.649	66.37	15:55:10.577
15 -	1:05.586	2.718	66.30	15:56:16.163
16 -	1:06.662	3.794	65.23	15:57:22.825
17 -	1:05.259	2.391	66.63	15:58:28.084
18 -	1:06.870	4.002	65.03	15:59:34.954
19 -	1:04.809	1.941	67.09	16:00:39.763

DIFF = Difference To Personal Best Lap

4 -	58.792	1.319	73.96	15:43:45.681
5 -	57.941 (3)	0.468	75.05	15:44:43.622
6 -	58.232	0.759	74.67	15:45:41.854
7 -	57.473 (1)		75.66	15:46:39.327
8 -	58.557	1.084	74.26	15:47:37.884
9 -	1:08.280	10.807	63.68	15:48:46.164
10 -	59.987	2.514	72.49	15:49:46.151
11 -	1:00.755	3.282	71.57	15:50:46.906
12 -	59.003	1.530	73.70	15:51:45.909
13 -	57.790 (2)	0.317	75.24	15:52:43.699
14 -	58.523	1.050	74.30	15:53:42.222
15 -	58.276	0.803	74.62	15:54:40.498

P27 221 Andrew JONES

LAP	LAP TIME	DIFF	MPH	TIME OF DAY
1 -	1:21.321	19.296	53.47	15:40:59.684
2 -	1:07.159	5.134	64.75	15:42:06.843
3 -	1:05.152	3.127	66.74	15:43:11.995
4 -	1:05.665	3.640	66.22	15:44:17.660
5 -	1:08.915	6.890	63.10	15:45:26.575
6 -	1:05.877	3.852	66.01	15:46:32.452
7 -	1:07.323	5.298	64.59	15:47:39.775
8 -	1:03.259 (2)	1.234	68.74	15:48:43.034
9 -	1:02.025 (1)		70.11	15:49:45.059
10 -	1:04.503	2.478	67.41	15:50:49.562
11 -	1:04.010 (3)	1.985	67.93	15:51:53.572
12 -	1:07.208	5.183	64.70	15:53:00.780
13 -	1:04.731	2.706	67.17	15:54:05.511
14 -	1:05.543	3.518	66.34	15:55:11.054
15 -	1:05.633	3.608	66.25	15:56:16.687
16 -	1:07.121	5.096	64.78	15:57:23.808
17 -	1:04.894	2.869	67.01	15:58:28.702
18 -	1:06.554	4.529	65.33	15:59:35.256
19 -	1:04.963	2.938	66.93	16:00:40.219

P30 4 Nicholas STOTT

LAP	LAP TIME	DIFF	MPH	TIME OF DAY
1 -	1:08.081	11.710	63.87	15:40:46.444
2 -	57.679	1.308	75.39	15:41:44.123
3 -	56.771	0.400	76.59	15:42:40.894
4 -	57.331	0.960	75.85	15:43:38.225
5 -	57.384	1.013	75.78	15:44:35.609
6 -	57.005	0.634	76.28	15:45:32.614
7 -	57.558	1.187	75.55	15:46:30.172
8 -	57.156	0.785	76.08	15:47:27.328
9 -	56.680 (3)	0.309	76.72	15:48:24.008
10 -	56.986	0.615	76.31	15:49:20.994
11 -	56.447 (2)	0.076	77.03	15:50:17.441
12 -	56.371 (1)		77.14	15:51:13.812

P28 22 Laura O'CONNELL

LAP	LAP TIME	DIFF	MPH	TIME OF DAY
1 -	1:23.219	16.208	52.25	15:41:01.582
2 -	1:09.805	2.794	62.29	15:42:11.387
3 -	1:09.362	2.351	62.69	15:43:20.749
4 -	1:12.202	5.191	60.22	15:44:32.951
5 -	1:12.020	5.009	60.38	15:45:44.971
6 -	1:08.935	1.924	63.08	15:46:53.906
7 -	1:07.011 (1)		64.89	15:48:00.917
8 -	1:07.561	0.550	64.36	15:49:08.478
9 -	1:10.013	3.002	62.11	15:50:18.491
10 -	1:10.983	3.972	61.26	15:51:29.474
11 -	1:07.395 (3)	0.384	64.52	15:52:36.869
12 -	1:07.039 (2)	0.028	64.86	15:53:43.908
13 -	1:11.481	4.470	60.83	15:54:55.389
14 -	1:09.721	2.710	62.37	15:56:05.110
15 -	1:10.678	3.667	61.52	15:57:15.788
16 -	1:11.075	4.064	61.18	15:58:26.863
17 -	1:13.106	6.095	59.48	15:59:39.969
18 -	1:12.970	5.959	59.59	16:00:52.939

P29 444 Jay COOMBS

LAP	LAP TIME	DIFF	MPH	TIME OF DAY
1 -	1:11.626	14.153	60.71	15:40:49.989
2 -	58.242	0.769	74.66	15:41:48.231
3 -	58.658	1.185	74.13	15:42:46.889

Miata Trophy

RACE 6 - LAP CHART

LAP 1 @ 15:40:40.258			LAP 2 @ 15:41:35.807			LAP 3 @ 15:42:31.548			LAP 4 @ 15:43:27.084			LAP 5 @ 15:44:22.939		
NO	BEHIND	LAP TIME	NO	BEHIND	LAP TIME	NO	BEHIND	LAP TIME	NO	BEHIND	LAP TIME	NO	BEHIND	LAP TIME
17		1:01.895	17		55.549	17		55.741	17		55.536	17		55.855
1	0.355	1:02.250	1	0.577	55.771	1	0.604	55.768	1	0.976	55.908	1	1.604	56.483
5	0.717	1:02.612	5	0.749	55.581	5	1.017	56.009	5	1.584	56.103	5	2.005	56.276
29	1.409	1:03.304	29	1.731	55.871	29	2.060	56.070	29	2.504	55.980	29	3.580	56.931
7	1.701	1:03.596	7	2.268	56.116	7	2.371	55.844	7	2.885	56.050	7	3.983	56.953
82	2.354	1:04.249	42	3.006	56.032	42	3.077	55.812	82	3.824	56.047	82	4.136	56.167
42	2.523	1:04.418	82	3.220	56.415	82	3.313	55.834	42	4.043	56.502	42	4.412	56.224
26	2.691	1:04.586	26	3.419	56.277	26	3.833	56.155	26	4.238	55.941	26	5.143	56.760
19	3.332	1:05.227	19	4.207	56.424	19	4.663	56.197	19	5.231	56.104	19	7.077	57.701
33	3.848	1:05.743	33	5.091	56.792	33	6.685	57.335	33	8.914	57.765	22	1 Lap	1:12.202
23	4.529	1:06.424	23	6.687	57.707	23	8.415	57.469	23	10.690	57.811	33	10.346	57.287
55	4.819	1:06.714	55	6.974	57.704	55	8.595	57.362	55	10.988	57.929	4	12.670	57.384
86	6.053	1:07.948	4	8.316	57.679	4	9.346	56.771	4	11.141	57.331	23	12.821	57.986
4	6.186	1:08.081	62	8.795	57.594	62	10.026	56.972	62	11.360	56.870	62	12.832	57.327
40	6.559	1:08.454	86	9.490	58.986	76	10.353	56.434	50	11.693	56.371	76	13.360	57.491
62	6.750	1:08.645	76	9.660	57.948	50	10.858	56.209	76	11.724	56.907	50	14.219	58.381
2	6.880	1:08.775	50	10.390	57.993	86	11.975	58.226	40	16.642	59.436	55	14.514	59.381
76	7.261	1:09.156	2	10.850	59.519	2	12.126	57.017	101	17.087	59.249	40	18.425	57.638
50	7.946	1:09.841	40	10.986	59.976	40	12.742	57.497	12	17.282	58.561	101	18.813	57.581
66	8.166	1:10.061	101	11.375	58.726	101	13.374	57.740	66	17.871	59.570	12	18.989	57.562
101	8.198	1:10.093	66	11.684	59.067	66	13.837	57.894	91	18.135	58.794	66	19.743	57.727
91	8.538	1:10.433	12	11.928	58.687	12	14.257	58.070	444	18.597	58.792	91	20.093	57.813
12	8.790	1:10.685	91	11.974	58.985	91	14.877	58.644	86	19.843	1:03.404	444	20.683	57.941
444	9.731	1:11.626	444	12.424	58.242	444	15.341	58.658	41	22.663	1:00.267	86	21.428	57.440
41	9.984	1:11.879	41	13.849	59.414	41	17.932	59.824	2	24.313	1:07.723	2	26.777	58.319
31	11.711	1:13.606	31	16.047	59.885	31	19.371	59.065	31	24.568	1:00.733	41	26.929	1:00.121
20	15.745	1:17.640	20	27.728	1:07.532	20	39.018	1:07.031	20	49.756	1:06.274	31	27.818	59.105
222	18.718	1:20.613	222	30.227	1:07.058	222	39.846	1:05.360	222	50.008	1:05.698			
221	19.426	1:21.321	221	31.036	1:07.159	221	40.447	1:05.152	221	50.576	1:05.665			
22	21.324	1:23.219	22	35.580	1:09.805	22	49.201	1:09.362						

Miata Trophy

RACE 6 - LAP CHART

LAP 6 @ 15:45:19.040			LAP 7 @ 15:46:15.041			LAP 8 @ 15:47:10.700			LAP 9 @ 15:48:06.535			LAP 10 @ 15:49:02.455		
NO	BEHIND	LAP TIME	NO	BEHIND	LAP TIME	NO	BEHIND	LAP TIME	NO	BEHIND	LAP TIME	NO	BEHIND	LAP TIME
17		56.101	17		56.001	17		55.659	17		55.835	17		55.920
1	2.357	56.854	1	2.584	56.228	1	3.230	56.305	1	3.959	56.564	1	4.322	56.283
5	3.269	57.365	5	3.560	56.292	5	3.909	56.008	5	4.287	56.213	5	4.820	56.453
29	4.300	56.821	7	4.638	55.972	7	5.249	56.270	7	5.566	56.152	7	5.794	56.148
20	1 Lap	1:06.736	82	5.592	56.607	82	5.826	55.893	82	6.005	56.014	22	2 Laps	1:07.561
7	4.667	56.785	29	5.677	57.378	42	6.459	56.323	42	6.690	56.066	82	6.201	56.116
222	1 Lap	1:06.749	42	5.795	56.643	29	7.434	57.416	29	7.764	56.165	42	6.781	56.011
82	4.986	56.951	26	5.966	56.614	26	7.808	57.501	26	8.634	56.661	29	8.327	56.483
42	5.153	56.842	19	8.404	57.029	19	9.204	56.459	19	9.786	56.417	26	8.867	56.153
26	5.353	56.311	33	14.335	58.462	76	16.286	56.558	76	17.138	56.687	19	10.283	56.417
19	7.376	56.400	4	15.131	57.558	33	16.300	57.624	4	17.473	56.680	76	17.978	56.760
221	1 Lap	1:08.915	76	15.387	57.212	4	16.628	57.156	62	18.384	57.270	4	18.539	56.986
33	11.874	57.629	62	15.806	57.804	62	16.949	56.802	50	18.649	57.284	50	18.889	56.160
4	13.574	57.005	50	16.077	57.618	50	17.200	56.782	33	18.814	58.349	62	19.385	56.921
62	14.003	57.272	20	1 Lap	1:07.688	23	19.015	57.454	23	20.504	57.324	33	20.140	57.246
76	14.176	56.917	222	1 Lap	1:07.703	55	20.790	58.901	55	22.485	57.530	23	21.932	57.348
50	14.460	56.342	23	17.220	57.453	12	24.129	58.296	12	25.349	57.055	55	23.856	57.291
23	15.768	59.048	221	1 Lap	1:05.877	40	25.532	58.861	40	27.305	57.608	12	26.422	56.993
55	16.236	57.823	55	17.548	57.313	222	1 Lap	1:04.895	101	28.111	58.063	40	28.956	57.571
12	20.251	57.363	12	21.492	57.242	101	25.883	58.674	66	28.461	58.075	101	29.404	57.213
40	20.384	58.060	40	22.330	57.947	66	26.221	58.586	86	28.961	57.926	66	30.056	57.515
101	21.065	58.353	101	22.868	57.804	86	26.870	57.924	91	30.197	59.053	86	30.216	57.175
66	21.499	57.857	66	23.294	57.796	91	26.979	59.115	2	32.580	57.631	91	31.346	57.069
91	21.787	57.795	91	23.523	57.737	20	1 Lap	1:06.565	222	1 Lap	1:04.480	2	33.509	56.849
444	22.814	58.232	444	24.286	57.473	444	27.184	58.557	20	1 Lap	1:03.604	222	1 Lap	1:01.872
86	23.399	58.072	86	24.605	57.207	221	1 Lap	1:07.323	221	1 Lap	1:03.259	20	1 Lap	1:02.868
22	1 Lap	1:12.020	2	29.638	58.360	2	30.784	56.805	444	39.629	1:08.280	221	1 Lap	1:02.025
2	27.279	56.603	41	33.169	59.469	41	36.281	58.771	41	39.809	59.363	41	43.039	59.150
41	29.701	58.873	31	33.444	59.229	31	37.116	59.331	31	40.867	59.586	444	43.696	59.987
31	30.216	58.499	22	1 Lap	1:08.935	22	1 Lap	1:07.011				31	44.861	59.914

Miata Trophy

RACE 6 - LAP CHART

LAP 11 @ 15:49:58.393			LAP 12 @ 15:50:54.362			LAP 13 @ 15:51:51.344			LAP 14 @ 15:52:48.325			LAP 15 @ 15:53:44.815		
NO	BEHIND	LAP TIME	NO	BEHIND	LAP TIME	NO	BEHIND	LAP TIME	NO	BEHIND	LAP TIME	NO	BEHIND	LAP TIME
17		55.938	17		55.969	17		56.982	17		56.981	17		56.490
1	4.687	56.303	1	5.038	56.320	20	2 Laps	1:04.116	222	2 Laps	1:03.999	31	1 Lap	59.253
5	4.990	56.108	5	5.274	56.253	221	2 Laps	1:04.010	1	3.995	56.835	41	1 Lap	59.044
7	6.123	56.267	7	6.392	56.238	1	4.141	56.085	5	4.324	56.819	1	4.619	57.114
82	6.421	56.158	82	6.781	56.329	5	4.486	56.194	7	4.996	56.520	5	4.833	56.999
42	6.976	56.133	42	7.043	56.036	7	5.457	56.047	82	5.367	56.526	7	4.999	56.493
29	9.008	56.619	29	9.383	56.344	82	5.822	56.023	42	5.772	56.550	82	5.385	56.508
26	9.498	56.569	26	9.806	56.277	42	6.203	56.142	29	9.316	57.363	42	5.789	56.507
19	10.961	56.616	19	11.410	56.418	29	8.934	56.533	26	10.186	57.945	222	2 Laps	1:03.827
76	18.648	56.608	76	19.117	56.438	26	9.222	56.398	19	11.577	57.261	29	9.461	56.635
4	19.048	56.447	4	19.450	56.371	19	11.297	56.869	20	2 Laps	1:07.208	26	10.272	56.576
50	19.270	56.319	50	19.721	56.420	76	18.808	56.673	221	2 Laps	1:07.208	19	11.687	56.600
22	2 Laps	1:10.013	62	22.568	57.202	50	19.719	56.980	76	18.474	56.647	76	18.925	56.941
62	21.335	57.888	33	23.288	57.404	62	22.400	56.814	50	18.882	56.144	50	19.163	56.771
33	21.853	57.651	23	24.708	57.549	33	23.519	57.213	62	22.668	57.249	20	2 Laps	1:04.719
23	23.128	57.134	55	27.346	57.913	23	25.207	57.481	33	23.655	57.117	221	2 Laps	1:04.731
55	25.402	57.484	12	27.580	56.504	55	28.488	58.124	23	25.597	57.371	62	23.842	57.664
12	27.045	56.561	40	32.572	58.178	12	28.657	58.059	12	29.475	57.799	33	24.404	57.239
40	30.363	57.345	101	32.772	57.689	40	34.702	59.112	55	29.641	58.134	23	26.553	57.446
101	31.052	57.586	86	33.227	57.479	101	34.953	59.163	40	36.170	58.449	12	30.292	57.307
86	31.717	57.439	66	33.748	57.437	86	35.127	58.882	101	36.497	58.525	55	31.261	58.110
66	32.280	58.162	91	33.903	57.343	66	35.677	58.911	86	36.707	58.561	86	38.656	58.439
91	32.529	57.121	22	2 Laps	1:10.983	91	36.054	59.133	66	37.436	58.740	40	38.814	59.134
2	34.319	56.748	2	35.163	56.813	2	36.743	58.562	2	37.583	57.821	2	38.999	57.906
222	1 Lap	1:01.723	222	1 Lap	1:01.259	22	2 Laps	1:07.395	91	38.098	59.025	66	39.872	58.926
41	48.372	1:01.271	444	51.547	59.003	444	52.355	57.790	444	53.897	58.523	91	40.035	58.427
444	48.513	1:00.755	31	52.588	58.918	31	54.385	58.779	22	2 Laps	1:07.039	101	42.670	1:02.663
31	49.639	1:00.716	41	53.771	1:01.368	41	56.571	59.782				444	55.683	58.276
20	1 Lap	1:04.716												
221	1 Lap	1:04.503												

Miata Trophy

RACE 6 - LAP CHART

LAP 16 @ 15:54:40.971			LAP 17 @ 15:55:36.951			LAP 18 @ 15:56:33.081			LAP 19 @ 15:57:29.511			LAP 20 @ 15:58:26.892		
NO	BEHIND	LAP TIME	NO	BEHIND	LAP TIME	NO	BEHIND	LAP TIME	NO	BEHIND	LAP TIME	NO	BEHIND	LAP TIME
17		56.156	17		55.980	17		56.130	17		56.430	17		57.381
31	1 Lap	58.793	1	5.733	56.737	1	6.508	56.905	1	6.741	56.663	20	3 Laps	1:05.259
1	4.976	56.513	5	5.956	56.614	5	6.751	56.925	5	7.041	56.720	221	3 Laps	1:04.894
5	5.322	56.645	7	6.173	56.340	7	6.983	56.940	7	7.278	56.725	1	6.093	56.733
7	5.813	56.970	82	6.560	56.511	82	7.465	57.035	82	7.582	56.547	5	6.349	56.689
82	6.029	56.800	42	7.309	56.833	42	7.767	56.588	42	7.966	56.629	7	6.634	56.737
42	6.456	56.823	31	1 Lap	1:01.205	31	1 Lap	59.660	31	1 Lap	1:00.031	82	7.065	56.864
41	1 Lap	1:00.903	41	1 Lap	59.844	29	16.543	1:01.332	29	16.948	56.835	42	7.285	56.700
29	10.849	57.544	29	11.341	56.472	26	16.688	1:00.675	26	17.338	57.080	29	17.905	58.338
26	11.384	57.268	26	12.143	56.739	19	17.070	1:00.106	19	17.805	57.165	26	18.102	58.145
19	12.222	56.691	19	13.094	56.852	41	1 Lap	1:04.262	41	1 Lap	1:00.040	19	18.264	57.840
22	3 Laps	1:11.481	76	21.548	57.831	76	22.450	57.032	76	22.700	56.680	31	1 Lap	1:01.023
222	2 Laps	1:03.769	50	21.754	57.882	50	22.627	57.003	50	22.964	56.767	76	22.360	57.041
76	19.697	56.928	222	2 Laps	1:04.675	62	28.989	58.684	62	30.042	57.483	50	22.516	56.933
50	19.852	56.845	62	26.435	57.209	33	30.081	57.900	33	30.880	57.229	41	1 Lap	1:00.290
62	25.206	57.520	22	3 Laps	1:09.721	23	33.624	58.988	23	35.286	58.092	62	29.647	56.986
33	26.946	58.698	33	28.311	57.345	222	2 Laps	1:05.295	12	37.885	57.901	33	30.857	57.358
23	28.849	58.452	23	30.766	57.897	12	36.414	59.222	55	39.673	58.705	23	35.816	57.911
20	2 Laps	1:05.517	12	33.322	58.205	55	37.398	58.990	222	2 Laps	1:04.991	12	37.463	56.959
221	2 Laps	1:05.543	55	34.538	58.119	22	3 Laps	1:10.678	86	49.803	59.104	55	40.149	57.857
12	31.097	56.961	20	2 Laps	1:05.586	86	47.129	1:01.290	40	50.721	59.236	222	2 Laps	1:04.408
55	32.399	57.294	221	2 Laps	1:05.633	40	47.915	1:01.117	66	51.571	59.520	86	50.051	57.629
86	40.051	57.551	86	41.969	57.898	66	48.481	1:00.677	2	51.789	59.335	40	51.099	57.759
40	41.114	58.456	40	42.928	57.794	2	48.884	1:01.787	91	51.842	59.035	66	52.007	57.817
2	41.485	58.642	2	43.227	57.722	91	49.237	1:00.879	101	52.580	58.920	91	52.239	57.778
66	42.185	58.469	66	43.934	57.729	20	2 Laps	1:06.662	22	3 Laps	1:11.075	2	52.838	58.430
91	42.551	58.672	91	44.488	57.917	101	50.090	58.873				101	53.846	58.647
101	44.908	58.394	101	47.347	58.419	221	2 Laps	1:07.121						

Miata Trophy

RACE 6 - LAP CHART

LAP 21 @ 15:59:22.916			LAP 22 @ 16:00:20.284		
NO	BEHIND	LAP TIME	NO	BEHIND	LAP TIME
17		56.024	17		57.368
1	9.832	59.763	101	1 Lap	1:01.304
5	10.174	59.849	222	3 Laps	1:05.936
7	10.412	59.802	1	8.933	56.469
42	11.100	59.839	5	9.127	56.321
82	11.252	1:00.211	7	9.609	56.565
20	3 Laps	1:06.870	42	10.521	56.789
221	3 Laps	1:06.554	82	13.974	1:00.090
22	4 Laps	1:13.106	20	3 Laps	1:04.809
26	19.729	57.651	221	3 Laps	1:04.963
29	19.872	57.991	26	25.469	1:03.108
19	20.158	57.918	76	25.876	59.610
31	1 Lap	59.456	29	26.032	1:03.528
76	23.634	57.298	50	26.213	59.735
50	23.846	57.354	19	26.383	1:03.593
41	1 Lap	1:00.667	31	1 Lap	1:03.058
62	30.549	56.926	62	31.663	58.482
33	32.038	57.205	33	32.526	57.856
23	37.607	57.815	22	4 Laps	1:12.970
12	37.989	56.550	41	1 Lap	1:01.185
55	41.976	57.851	23	38.521	58.282
86	51.738	57.711	12	38.564	57.943
40	52.906	57.831	55	42.519	57.911
66	54.930	58.947	86	52.604	58.234
91	55.320	59.105	40	53.771	58.233
2	55.964	59.150	66	55.810	58.248
			91	56.067	58.115
			2	56.424	57.828

Miata Trophy

RACE 6 - POSITION CHART

No	Name	Lap Pos	1	2	3	4	5	6	7	8	9	10	11	12	13	14	15	16	17	18	19	20	21	22
			17	MORRIS	1	17	17	17	17	17	17	17	17	17	17	17	17	17	17	17	17	17	17	17
1	LEE	2	1	1	1	1	1	1	1	1	1	1	1	1	1	1	1	1	1	1	1	1	1	1
5	LANGRIDGE	3	5	5	5	5	5	5	5	5	5	5	5	5	5	5	5	5	5	5	5	5	5	5
42	ATKINS	4	29	29	29	29	29	29	7	7	7	7	7	7	7	7	7	7	7	7	7	7	7	7
82	KNIBBS	5	7	7	7	7	7	7	82	82	82	82	82	82	82	82	82	82	82	82	82	82	42	42
7	MILLER	6	82	42	42	82	82	82	29	42	42	42	42	42	42	42	42	42	42	42	42	42	82	82
29	O'NEILL	7	42	82	82	42	42	42	42	29	29	29	29	29	29	29	29	29	29	29	29	29	26	26
33	STEPNEY	8	26	26	26	26	26	26	26	26	26	26	26	26	26	26	26	26	26	26	26	26	29	76
26	FLETCHER	9	19	19	19	19	19	19	19	19	19	19	19	19	19	19	19	19	19	19	19	19	19	29
19	CHAPMAN	10	33	33	33	33	33	33	33	76	76	76	76	76	76	76	76	76	76	76	76	76	76	50
86	LUNDY	11	23	23	23	23	4	4	4	33	4	4	4	4	50	50	50	50	50	50	50	50	50	19
55	FLEET	12	55	55	55	55	23	62	76	4	62	50	50	50	62	62	62	62	62	62	62	62	62	62
66	HARGRAVES	13	86	4	4	4	62	76	62	62	50	62	62	62	33	33	33	33	33	33	33	33	33	33
23	ABEL	14	4	62	62	62	76	50	50	50	33	33	33	33	23	23	23	23	23	23	23	23	23	23
40	WORLEY	15	40	86	76	50	50	23	23	23	23	23	23	23	55	12	12	12	12	12	12	12	12	12
2	ROBINSON	16	62	76	50	76	55	55	55	55	55	55	55	55	12	55	55	55	55	55	55	55	55	55
20	WORLEY	17	2	50	86	40	40	12	12	12	12	12	12	12	40	40	86	86	86	86	86	86	86	86
222	SHERRINGTON	18	76	2	2	101	101	40	40	40	40	40	40	40	101	101	40	40	40	40	40	40	40	40
4	STOTT	19	50	40	40	12	12	101	101	101	101	101	101	101	86	86	2	2	2	66	66	66	66	66
62	SILVAIN	20	66	101	101	66	66	66	66	66	66	66	86	86	66	66	66	66	66	2	2	91	91	91
50	HERBERT	21	101	66	66	91	91	91	91	86	86	86	66	66	91	2	91	91	91	91	91	2	2	2
101	GARNETT	22	91	12	12	444	444	444	444	91	91	91	91	91	2	91	101	101	101	101	101	101	101	101
76	CHANDLER	23	12	91	91	86	86	86	86	444	2	2	2	2	444	444	444	31	31	31	31	31	31	31
91	NEWICK	24	444	444	444	41	2	2	2	2	444	41	41	444	31	31	31	41	41	41	41	41	41	41
41	GODFREY	25	41	41	41	2	41	41	41	41	41	444	444	31	41	41	41	222	222	222	222			
31	HENNIN	26	31	31	31	31	31	31	31	31	31	31	31	41	222	222	222	20	20	20	20			
444	COOMBS	27	20	20	20	20	20	20	222	222	222	222	222	222	20	20	20	221	221	221	221			
12	TAYLOR	28	222	222	222	222	222	222	20	20	20	20	20	20	221	221	221	22	22	22				
22	O'CONNELL	29	221	221	221	221	221	221	221	221	221	221	221	221	22	22	22							
221	JONES	30	22	22	22	22	22	22	22	22	22	22	22	22										

Miata Trophy

RACE 6 - STATISTICS

Competitors Started 30
Planned Start 2024-10-26 @ 15:50:00.000
Actual Start 2024-10-26 @ 15:39:38.362
Finish Time 2024-10-26 @ 16:00:19.756
Track Length 1.2079mi.
Total Laps 627
Total Distance Covered 757.3818mi.

Session Fastest Lap History

NO	CL	NAME	LAP TIME	TIME OF DAY	LAP	VEHICLE
17	NC	Will MORRIS	1:01.895	15:40:40.270	1	Mazda MX-5
17	NC	Will MORRIS	55.549	15:41:35.820	2	Mazda MX-5
17	NC	Will MORRIS	55.536	15:43:27.099	4	Mazda MX-5

Session Leader History

NO	CL	NAME	FROM LAP	LAPS LED	DISTANCE	VEHICLE
17	NC	Will MORRIS	1	22	26.57 miles	Mazda MX-5

Flag History

TYPE	TIME OF DAY
GREEN	15:39:38.362
FINISH	16:00:19.756

Flag Statistics

TYPE	COUNT	TOTAL LAPS	TOTAL TIME
Green	1	22	21:47.633
Red	0	0	0.000
Safety Car	0	0	0.000
FCY	0	0	0.000

Miata Trophy

RACE 6 - STATISTICS

CLASS : NC

19 Starters

Fastest Lap History

NO	NAME	LAP TIME	TIME OF DAY	LAP	VEHICLE
17	Will MORRIS	1:01.895	15:40:40.270	1	Mazda MX-5
17	Will MORRIS	55.549	15:41:35.820	2	Mazda MX-5
17	Will MORRIS	55.536	15:43:27.099	4	Mazda MX-5

Leader History

NO	NAME	FROM LAP	LAPS LED	DISTANCE	VEHICLE
17	Will MORRIS	1	22	26.57 miles	Mazda MX-5

Miata Trophy

RACE 6 - STATISTICS

CLASS : G

10 Starters

Fastest Lap History

NO	NAME	LAP TIME	TIME OF DAY	LAP	VEHICLE
76	Brian CHANDLER	1:09.156	15:40:47.530	1	Mazda MX-5
76	Brian CHANDLER	57.948	15:41:45.399	2	Mazda MX-5
76	Brian CHANDLER	56.434	15:42:41.912	3	Mazda MX-5
50	Luke HERBERT	56.209	15:42:42.420	3	Mazda MX-5
50	Luke HERBERT	56.160	15:49:21.356	10	Mazda MX-5
50	Luke HERBERT	56.144	15:53:07.220	14	Mazda MX-5

Leader History

NO	NAME	FROM LAP	LAPS LED	DISTANCE	VEHICLE
76	Brian CHANDLER	1	3	3.62 miles	Mazda MX-5
50	Luke HERBERT	4	1	1.20 miles	Mazda MX-5
76	Brian CHANDLER	5	18	21.74 miles	Mazda MX-5

Miata Trophy

RACE 6 - STATISTICS

CLASS : ND

1 Starters

Fastest Lap History

NO	NAME	LAP TIME	TIME OF DAY	LAP	VEHICLE
62	Kevin SILVAIN	1:08.645	15:40:47.019	1	Mazda MX-5
62	Kevin SILVAIN	57.594	15:41:44.613	2	Mazda MX-5
62	Kevin SILVAIN	56.972	15:42:41.585	3	Mazda MX-5
62	Kevin SILVAIN	56.870	15:43:38.455	4	Mazda MX-5
62	Kevin SILVAIN	56.802	15:47:27.659	8	Mazda MX-5

Leader History

NO	NAME	FROM LAP	LAPS LED	DISTANCE	VEHICLE
62	Kevin SILVAIN	1	22	26.57 miles	Mazda MX-5