

**MIATA** ミアタ  
**TROPHY**

# MIATA TROPHY

MSVR Club Car Championships  
Cadwell Park  
7<sup>th</sup> September 2024



Timing & Results Provided by Timing Solutions Ltd

[www.tsl-timing.com](http://www.tsl-timing.com)



CadwellPark

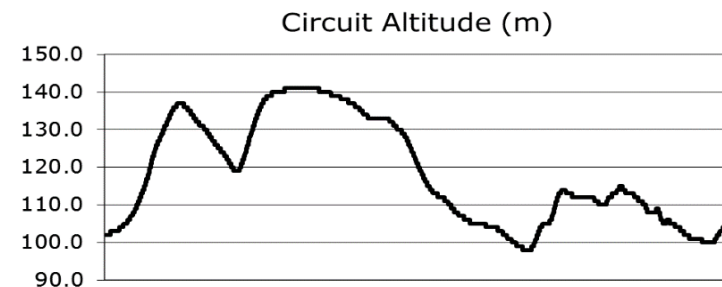
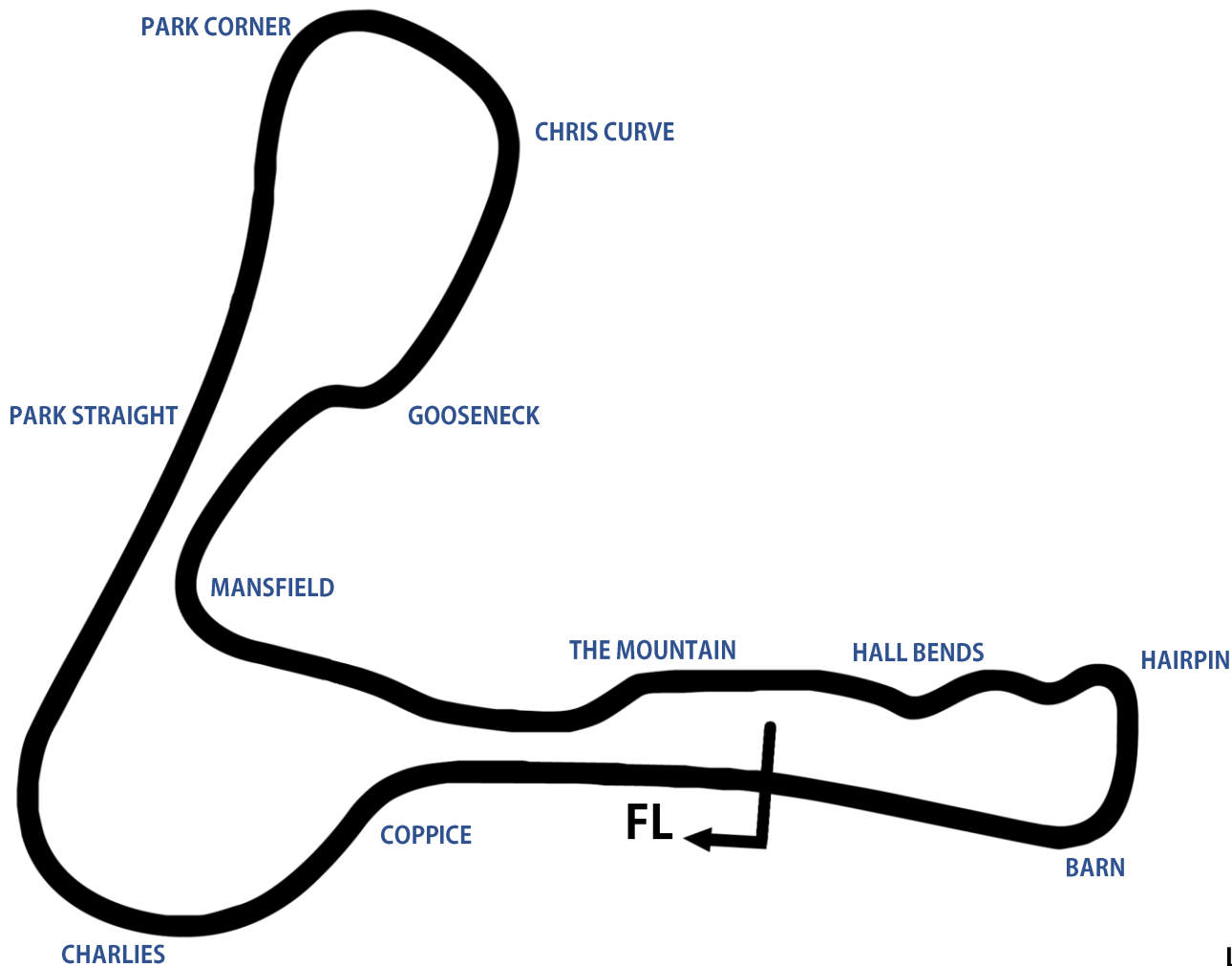
# Cadwell Park Circuit

Louth, Lincolnshire, UK



SPORTS TIMING

TIMING SOLUTIONS LTD



Length	2.1869 miles   3.519 km   3519.6m		
FL		53.31024 N	0.05940 W
Pit Entry	3427m	53.31103 N	0.05889 W
Pit Exit	0m after FL	53.31030 N	0.05940 W
Pit Entry - Pit Exit	92m, 6.6s @ 50kph, 5.5s @ 60kph		

Results & Live Timing available at – [www.tsl-timing.com](http://www.tsl-timing.com)

Updated - 24/01/2024 10:37

# Miata Trophy

## QUALIFYING - RACE 2 - CLASSIFICATION

POS	NO	CL	PIC	NAME	ENTRY	TIME	ON	LAPS	GAP	DIFF	MPH
1	43	G	1	Will Blackwell CHAMBERS	Rob Boston Racing	1:45.657	7	7			74.51
2	1	NC	1	Declan LEE	Hills Motorsport	1:46.733	8	8	1.076	1.076	73.76
3	42	NC	2	Khali ATKINS	Hills Motorsports	1:48.442	8	8	2.785	1.709	72.60
4	7	NC	3	Alex MILLER	Miller Motorsport	1:48.624	7	7	2.967	0.182	72.48
5	5	NC	4	John LANGRIDGE	Miller Motorsport	1:49.196	8	8	3.539	0.572	72.10
6	4	NC	5	Nicholas STOTT	Hills Motorsport	1:49.608	8	8	3.951	0.412	71.83
7	69	NC	6	George GRANT	Clapham North MOT	1:51.183	8	8	5.526	1.575	70.81
8	19	NC	7	David CHAPMAN	Paul Sheard Autosport	1:52.144	4	4	6.487	0.961	70.20
9	62	ND	1	Kevin SILVAIN	BC Cars Motorsport	1:52.334	7	7	6.677	0.190	70.08
10	55	NC	8	Simon FLEET	Jiffy Winks	1:52.399	7	8	6.742	0.065	70.04
11	21*	NC	9	Reuben LOWE	Hills Motorsport	1:53.317	8	8	7.660	0.918	69.47
12	66	NC	10	Jack HARGRAVES	Boreham Motorsport	1:55.453	7	8	9.796	2.136	68.19
13	40	NC	11	Raymond WORLEY	Boreham Motorsport	1:55.591	8	8	9.934	0.138	68.11
14	119	NC	12	Liz WALTON	Tucker Motorsport	2:02.640	7	7	16.983	7.049	64.19

### Comments:

No. 21 - 2 Lap times disallowed; exceeding track limits.

Weather / Track : Overcast / Damp

These results are provisional until the conclusion of any judicial and technical matters.

Date: 07/09/2024 Start: 13:03 Finish: 13:18

Cadwell Park : 2.1869 miles

Clerk Of Course: Ian Denyer

Stewards:

Timekeeper: Peter Knight



# Miata Trophy

## QUALIFYING - RACE 2 - LAP ANALYSIS

DIFF = Difference To Personal Best Lap

P1 43 Will Blackwell CHAMBERS				
LAP	LAP TIME	DIFF	MPH	TIME OF DAY
1 -	5:30.294 P	3:44.637	23.83	13:08:57.168
2 -	1:52.831	7.174	69.77	13:10:49.999
3 -	1:49.831	4.174	71.68	13:12:39.830
4 -	1:46.540	0.883	73.89	13:14:26.370
5 -	1:46.171 (3)	0.514	74.15	13:16:12.541
6 -	1:45.866 (2)	0.209	74.36	13:17:58.407
7 -	<b>1:45.657 (1)</b>		<b>74.51</b>	<b>13:19:44.064</b>

P2 1 Declan LEE				
LAP	LAP TIME	DIFF	MPH	TIME OF DAY
1 -	2:06.213	19.480	62.38	13:05:41.401
2 -	2:07.262	20.529	61.86	13:07:48.663
3 -	2:08.036	21.303	61.49	13:09:56.699
4 -	1:52.596	5.863	69.92	13:11:49.295
5 -	1:50.223 (2)	3.490	71.42	13:13:39.518
6 -	1:50.246 (3)	3.513	71.41	13:15:29.764
7 -	1:59.980	13.247	65.62	13:17:29.744
8 -	<b>1:46.733 (1)</b>		<b>73.76</b>	<b>13:19:16.477</b>

P3 42 Khali ATKINS				
LAP	LAP TIME	DIFF	MPH	TIME OF DAY
1 -	2:10.138	21.696	60.49	13:05:54.885
2 -	1:58.151	9.709	66.63	13:07:53.036
3 -	1:55.913	7.471	67.92	13:09:48.949
4 -	1:53.565 (3)	5.123	69.32	13:11:42.514
5 -	1:55.731	7.289	68.03	13:13:38.245
6 -	1:55.912	7.470	67.92	13:15:34.157
7 -	1:50.774 (2)	2.332	71.07	13:17:24.931
8 -	<b>1:48.442 (1)</b>		<b>72.60</b>	<b>13:19:13.373</b>

P4 7 Alex MILLER				
LAP	LAP TIME	DIFF	MPH	TIME OF DAY
1 -	2:11.250	22.626	59.98	13:06:00.473
2 -	2:02.520	13.896	64.26	13:08:02.993
3 -	1:51.207 (2)	2.583	70.79	13:09:54.200
4 -	1:51.378 (3)	2.754	70.68	13:11:45.578
5 -	3:03.907 P	1:15.283	42.81	13:14:49.485
6 -	1:55.509	6.885	68.16	13:16:44.994
7 -	<b>1:48.624 (1)</b>		<b>72.48</b>	<b>13:18:33.618</b>

P5 5 John LANGRIDGE				
LAP	LAP TIME	DIFF	MPH	TIME OF DAY
1 -	2:10.464	21.268	60.34	13:06:01.168
2 -	1:57.092	7.896	67.23	13:07:58.260
3 -	1:53.075	3.879	69.62	13:09:51.335
4 -	1:51.624 (3)	2.428	70.53	13:11:42.959
5 -	1:54.297	5.101	68.88	13:13:37.256
6 -	1:50.596 (2)	1.400	71.18	13:15:27.852
7 -	1:53.858	4.662	69.14	13:17:21.710
8 -	<b>1:49.196 (1)</b>		<b>72.10</b>	<b>13:19:10.906</b>

P6 4 Nicholas STOTT				
LAP	LAP TIME	DIFF	MPH	TIME OF DAY
1 -	2:12.086	22.478	59.60	13:05:55.946
2 -	2:00.994	11.386	65.07	13:07:56.940
3 -	1:56.905	7.297	67.34	13:09:53.845
4 -	1:52.886	3.278	69.74	13:11:46.731
5 -	1:52.233 (3)	2.625	70.15	13:13:38.964

DIFF = Difference To Personal Best Lap

6 -	1:51.385 (2)	1.777	70.68	13:15:30.349
7 -	1:52.654	3.046	69.88	13:17:23.003
8 -	<b>1:49.608 (1)</b>		<b>71.83</b>	<b>13:19:12.611</b>

P7 69 George GRANT				
LAP	LAP TIME	DIFF	MPH	TIME OF DAY
1 -	2:01.736	10.553	64.67	13:05:31.772
2 -	1:55.514	4.331	68.15	13:07:27.286
3 -	1:54.198	3.015	68.94	13:09:21.484
4 -	1:53.346 (3)	2.163	69.46	13:11:14.830
5 -	1:51.856 (2)	0.673	70.38	13:13:06.686
6 -	2:16.904 P	25.721	57.50	13:15:23.590
7 -	2:00.594	9.411	65.28	13:17:24.184
8 -	<b>1:51.183 (1)</b>		<b>70.81</b>	<b>13:19:15.367</b>

P8 19 David CHAPMAN				
LAP	LAP TIME	DIFF	MPH	TIME OF DAY
1 -	2:01.450	9.306	64.82	13:05:29.874
2 -	1:54.622 (3)	2.478	68.68	13:07:24.496
3 -	1:52.686 (2)	0.542	69.86	13:09:17.182
4 -	<b>1:52.144 (1)</b>		<b>70.20</b>	<b>13:11:09.326</b>

P9 62 Kevin SILVAIN				
LAP	LAP TIME	DIFF	MPH	TIME OF DAY
1 -	2:13.373	21.039	59.03	13:05:54.392
2 -	1:59.812	7.478	65.71	13:07:54.204
3 -	1:55.184 (3)	2.850	68.35	13:09:49.388
4 -	1:53.306 (2)	0.972	69.48	13:11:42.694
5 -	3:56.524 P	2:04.190	33.28	13:15:39.218
6 -	1:59.660	7.326	65.79	13:17:38.878
7 -	<b>1:52.334 (1)</b>		<b>70.08</b>	<b>13:19:31.212</b>

P10 55 Simon FLEET				
LAP	LAP TIME	DIFF	MPH	TIME OF DAY
1 -	2:02.988	10.589	64.01	13:05:34.303
2 -	1:56.586	4.187	67.53	13:07:30.889
3 -	1:56.122	3.723	67.80	13:09:27.011
4 -	1:54.017	1.618	69.05	13:11:21.028
5 -	1:52.789	0.390	69.80	13:13:13.817
6 -	1:52.649 (3)	0.250	69.89	13:15:06.466
7 -	<b>1:52.399 (1)</b>		<b>70.04</b>	<b>13:16:58.865</b>
8 -	1:52.596 (2)	0.197	69.92	13:18:51.461

P11 21 Reuben LOWE				
LAP	LAP TIME	DIFF	MPH	TIME OF DAY
1 -	2:14.661	21.344	58.46	13:05:54.579
2 -	2:11.564	18.247	59.84	13:08:06.143
3 -	2:01.650	8.333	64.72	13:10:07.793
4 -	1:59.573 (3)	6.256	65.84	13:12:07.366
5 -	1:57.161 (2)	3.844	67.19	13:14:04.527
6 -	1:54.404 D	1.084	68.82	13:15:58.928
7 -	1:54.068 D	0.751	69.02	13:17:52.996
8 -	<b>1:53.317 (1)</b>		<b>69.47</b>	<b>13:19:46.313</b>

P12 66 Jack HARGRAVES				
LAP	LAP TIME	DIFF	MPH	TIME OF DAY
1 -	2:10.295	14.842	60.42	13:05:46.498
2 -	2:02.883	7.430	64.07	13:07:49.381
3 -	1:59.429	3.976	65.92	13:09:48.810
4 -	1:57.705	2.252	66.88	13:11:46.515

# Miata Trophy

## QUALIFYING - RACE 2 - LAP ANALYSIS

DIFF = Difference To Personal Best Lap

5 -	1:57.002 (3)	1.549	67.29	13:13:43.517
6 -	1:57.049	1.596	67.26	13:15:40.566
7 -	<b>1:55.453 (1)</b>		<b>68.19</b>	<b>13:17:36.019</b>
8 -	1:56.439 (2)	0.986	67.61	13:19:32.458

### P13 40 Raymond WORLEY

LAP	LAP TIME	DIFF	MPH	TIME OF DAY
1 -	2:05.714	10.123	62.62	13:05:38.574
2 -	2:02.405	6.814	64.32	13:07:40.979
3 -	2:01.331	5.740	64.89	13:09:42.310
4 -	2:00.005	4.414	65.60	13:11:42.315
5 -	2:00.738	5.147	65.20	13:13:43.053
6 -	1:56.751 (2)	1.160	67.43	13:15:39.804
7 -	1:58.305 (3)	2.714	66.55	13:17:38.109
8 -	<b>1:55.591 (1)</b>		<b>68.11</b>	<b>13:19:33.700</b>

### P14 119 Liz WALTON

LAP	LAP TIME	DIFF	MPH	TIME OF DAY
1 -	2:15.211	12.571	58.22	13:05:52.593
2 -	2:34.851	32.211	50.84	13:08:27.444
3 -	2:06.507 (3)	3.867	62.23	13:10:33.951
4 -	2:08.683	6.043	61.18	13:12:42.634
5 -	2:07.043	4.403	61.97	13:14:49.677
6 -	2:04.862 (2)	2.222	63.05	13:16:54.539
7 -	<b>2:02.640 (1)</b>		<b>64.19</b>	<b>13:18:57.179</b>

# Miata Trophy

## QUALIFYING - RACE 2 - STATISTICS

**Competitors Started** 14  
**Planned Start** 2024-09-07 @ 11:00:00.000  
**Actual Start** 2024-09-07 @ 13:03:25.648  
**Finish Time** 2024-09-07 @ 13:18:27.206  
**Track Length** 2.1869mi.  
**Total Laps** 104  
**Total Distance Covered** 227.4479mi.

### Session Fastest Lap History

NO	CL	NAME	LAP TIME	TIME OF DAY	LAP	VEHICLE
19	NC	David CHAPMAN	1:54.622	13:07:24.528	2	Paul Sheard Autosport
19	NC	David CHAPMAN	1:52.686	13:09:17.214	3	Paul Sheard Autosport
7	NC	Alex MILLER	1:51.207	13:09:54.217	3	Miller Motorsport
43	G	Will Blackwell CHAMBERS	1:49.831	13:12:39.849	3	Rob Boston Racing
43	G	Will Blackwell CHAMBERS	1:46.540	13:14:26.389	4	Rob Boston Racing
43	G	Will Blackwell CHAMBERS	1:46.171	13:16:12.561	5	Rob Boston Racing
43	G	Will Blackwell CHAMBERS	1:45.866	13:17:58.427	6	Rob Boston Racing
43	G	Will Blackwell CHAMBERS	1:45.657	13:19:44.084	7	Rob Boston Racing

### Flag History

TYPE	TIME OF DAY
GREEN	13:03:25.648
FINISH	13:18:27.206

### Flag Statistics

TYPE	COUNT	TOTAL LAPS	TOTAL TIME
Green	1	8	17:10.531
Red	0	0	0.000
Safety Car	0	0	0.000
FCY	0	0	0.000

# Miata Trophy

## QUALIFYING - RACE 2 - STATISTICS

CLASS : G

1 Starters

### Fastest Lap History

NO	NAME	LAP TIME	TIME OF DAY	LAP	VEHICLE
43	Will Blackwell CHAMBERS	1:49.831	13:12:39.849	3	Rob Boston Racing
43	Will Blackwell CHAMBERS	1:46.540	13:14:26.389	4	Rob Boston Racing
43	Will Blackwell CHAMBERS	1:46.171	13:16:12.561	5	Rob Boston Racing
43	Will Blackwell CHAMBERS	1:45.866	13:17:58.427	6	Rob Boston Racing
43	Will Blackwell CHAMBERS	1:45.657	13:19:44.084	7	Rob Boston Racing

# Miata Trophy

## QUALIFYING - RACE 2 - STATISTICS

CLASS : NC

12 Starters

### Fastest Lap History

NO	NAME	LAP TIME	TIME OF DAY	LAP	VEHICLE
19	David CHAPMAN	1:54.622	13:07:24.528	2	Paul Sheard Autosport
19	David CHAPMAN	1:52.686	13:09:17.214	3	Paul Sheard Autosport
7	Alex MILLER	1:51.207	13:09:54.217	3	Miller Motorsport
1	Declan LEE	1:50.223	13:13:39.538	5	Hills Motorsport
7	Alex MILLER	1:48.624	13:18:33.635	7	Miller Motorsport
42	Khali ATKINS	1:48.442	13:19:13.386	8	Hills Motorsports
1	Declan LEE	1:46.733	13:19:16.496	8	Hills Motorsport



# Miata Trophy

## QUALIFYING - RACE 2 - STATISTICS

CLASS : ND


1 Starters

### Fastest Lap History

NO	NAME	LAP TIME	TIME OF DAY	LAP	VEHICLE
62	Kevin SILVAIN	<b>1:59.812</b>	13:07:54.217	2	BC Cars Motorsport
62	Kevin SILVAIN	<b>1:55.184</b>	13:09:49.400	3	BC Cars Motorsport
62	Kevin SILVAIN	<b>1:53.306</b>	13:11:42.614	4	BC Cars Motorsport
62	Kevin SILVAIN	<b>1:52.334</b>	13:19:31.225	7	BC Cars Motorsport

# Miata Trophy

## RACE 2 - GRID (20 minutes) - 2nd AMENDED

ROW 9	18	1:52.334	<b>62</b> Kevin SILVAIN	17	1:45.657	<b>43</b> Will Blackwell CHAMBERS			
ROW 8									
ROW 7				13	2:02.640	<b>119</b> Liz WALTON			
ROW 6	12	1:55.591	<b>40</b> Raymond WORLEY	11	1:55.453	<b>66</b> Jack HARGRAVES			
ROW 5				10	1:53.317	<b>21</b> Reuben LOWE	9	1:52.399	<b>55</b> Simon FLEET
ROW 4				7	1:52.144	<b>19</b> David CHAPMAN			
ROW 3				6	1:51.183	<b>69</b> George GRANT	5	1:49.608	<b>4</b> Nicholas STOTT
ROW 2	4	1:49.196	<b>5</b> John LANGRIDGE	3	1:48.624	<b>7</b> Alex MILLER			
ROW 1				2	1:48.442	<b>42</b> Khali ATKINS	1	1:46.733	<b>1</b> Declan LEE
<b>Pole</b>									
									

These results are provisional until the conclusion of any judicial and technical matters.

Cadwell Park : 2.1869 miles

Clerk Of Course: Ian Denyer


Stewards:

Timekeeper: Peter Knight



# Miata Trophy

## RACE 2 - GRID (20 minutes)

ROW 9	18	43	1:45.657	Will Blackwell CHAMBERS				
ROW 8								
ROW 7			2:02.640	13 119 Liz WALTON				
ROW 6	12	40	1:55.591	Raymond WORLEY	11	66	1:55.453	Jack HARGRAVES
ROW 5			1:53.317	10 21 Reuben LOWE			1:52.399	9 55 Simon FLEET
ROW 4	8	62	1:52.334	Kevin SILVAIN	7	19	1:52.144	David CHAPMAN
ROW 3			1:51.183	6 69 George GRANT			1:49.608	5 4 Nicholas STOTT
ROW 2	4	5	1:49.196	John LANGRIDGE	3	7	1:48.624	Alex MILLER
ROW 1			1:48.442	2 42 Khali ATKINS			1:46.733	1 1 Declan LEE
<b>Pole</b>								
								

These results are provisional until the conclusion of any judicial and technical matters.

Cadwell Park : 2.1869 miles

Clerk Of Course: Ian Denyer


Stewards:

Timekeeper: Peter Knight



# Miata Trophy

## RACE 2 - GRID (20 minutes)

ROW 9		18	43	Will Blackwell CHAMBERS	1:45.657						
ROW 8											
ROW 7		13	119	Liz WALTON	2:02.640						
ROW 6			11	66	Jack HARGRAVES	1:55.453	12	40	Raymond WORLEY	1:55.591	
ROW 5		9	55	Simon FLEET	1:52.399		10	21	Reuben LOWE	1:53.317	
ROW 4			7	19	David CHAPMAN	1:52.144		8	62	Kevin SILVAIN	1:52.334
ROW 3		5	4	Nicholas STOTT	1:49.608		6	69	George GRANT	1:51.183	
ROW 2			3	7	Alex MILLER	1:48.624		4	5	John LANGRIDGE	1:49.196
ROW 1		1	1	Declan LEE	1:46.733		2	42	Khali ATKINS	1:48.442	
<b>Pole</b>											
											

These results are provisional until the conclusion of any judicial and technical matters.

Cadwell Park : 2.1869 miles

Clerk Of Course: Ian Denyer

Stewards:

Timekeeper: Peter Knight



# Miata Trophy

## RACE 2 - CLASSIFICATION

Race Distance: 11 Laps / 24.05 miles

POS	NO	CL	PIC	NAME	ENTRY	LAPS	TIME	GAP	DIFF	MPH	BEST	ON	GRD	↑↓
1	1	NC	1	Declan LEE	Hills Motorsport	11	20:13.706			71.35	1:48.622	10	1	0
2	5	NC	2	John LANGRIDGE	Miller Motorsport	11	20:14.085	0.379	0.379	71.33	1:48.549	11	4	2
3	43	G	1	Will Blackwell CHAMBERS	Rob Boston Racing	11	20:19.784	6.078	5.699	71.00	1:47.256	11	13	10
4	4	NC	3	Nicholas STOTT	Hills Motorsport	11	20:29.183	15.477	9.399	70.45	1:48.651	10	5	1
5	7	NC	4	Alex MILLER	Miller Motorsport	11	20:32.143	18.437	2.960	70.28	1:48.837	10	3	-2
6	19	NC	5	David CHAPMAN	Paul Sheard Autosport	11	20:32.971	19.265	0.828	70.24	1:49.220	9	7	1
7	62	ND	1	Kevin SILVAIN	BC Cars Motorsport	11	20:43.548	29.842	10.577	69.64	1:49.537	10	14	7
8	55	NC	6	Simon FLEET	Jiffy Winks	11	20:46.334	32.628	2.786	69.48	1:49.969	11	8	0
9	69	NC	7	George GRANT	Clapham North MOT	11	20:47.243	33.537	0.909	69.43	1:49.757	11	6	-3
10	42	NC	8	Khali ATKINS	Hills Motorsports	11	20:58.774	45.068	11.531	68.80	1:49.426	11	2	-8
11	66	NC	9	Jack HARGRAVES	Boreham Motorsport	11	21:04.172	50.466	5.398	68.50	1:52.580	9	10	-1
12	21	NC	10	Reuben LOWE	Hills Motorsport	11	21:33.177	1:19.471	29.005	66.97	1:54.727	10	9	-3
13	40	NC	11	Raymond WORLEY	Boreham Motorsport	11	22:10.176	1:56.470	36.999	65.10	1:57.980	8	11	-2

### NOT CLASSIFIED

DNF	119	NC		Liz WALTON	Tucker Motorsport	2	5:00.901	9 Laps	9 Laps	52.33	2:08.591	2	12	
-----	-----	----	--	------------	-------------------	---	----------	--------	--------	-------	----------	---	----	--

### FASTEST LAP

43	G			Will Blackwell CHAMBERS	Rob Boston Racing	11	1:47.256			73.40 mph		118.13 kph		
5	NC			John LANGRIDGE	Miller Motorsport	11	1:48.549			72.53 mph		116.72 kph		
62	ND			Kevin SILVAIN	BC Cars Motorsport	10	1:49.537			71.87 mph		115.67 kph		

Weather / Track : Overcast / Damp

These results are provisional until the conclusion of any judicial and technical matters.

Date: 07/09/2024 Start: 15:04 Finish: 15:24

Cadwell Park : 2.1869 miles

Clerk Of Course: Ian Denyer

Stewards:

Timekeeper: Peter Knight



# Miata Trophy

## RACE 2 - CLASSIFICATION - AMENDED

Race Distance: 11 Laps / 24.05 miles

POS	NO	CL	PIC	NAME	ENTRY	LAPS	TIME	GAP	DIFF	MPH	BEST	ON	GRD	↑↓
1	1	NC	1	Declan LEE	Hills Motorsport	11	20:13.706			71.35	1:48.622	10	1	0
2	5	NC	2	John LANGRIDGE	Miller Motorsport	11	20:14.085	0.379	0.379	71.33	1:48.549	11	4	2
3	43	G	1	Will Blackwell CHAMBERS	Rob Boston Racing	11	20:19.784	6.078	5.699	71.00	1:47.256	11	13	10
4	4	NC	3	Nicholas STOTT	Hills Motorsport	11	20:29.183	15.477	9.399	70.45	1:48.651	10	5	1
5	7*	NC	4	Alex MILLER	Miller Motorsport	11	20:32.143	18.437	2.960	70.28	1:48.837	10	3	-2
6	19	NC	5	David CHAPMAN	Paul Sheard Autosport	11	20:32.971	19.265	0.828	70.24	1:49.220	9	7	1
7	62	ND	1	Kevin SILVAIN	BC Cars Motorsport	11	20:43.548	29.842	10.577	69.64	1:49.537	10	14	7
8	55	NC	6	Simon FLEET	Jiffy Winks	11	20:46.334	32.628	2.786	69.48	1:49.969	11	8	0
9	69	NC	7	George GRANT	Clapham North MOT	11	20:47.243	33.537	0.909	69.43	1:49.757	11	6	-3
10	42	NC	8	Khali ATKINS	Hills Motorsports	11	20:58.774	45.068	11.531	68.80	1:49.426	11	2	-8
11	66	NC	9	Jack HARGRAVES	Boreham Motorsport	11	21:04.172	50.466	5.398	68.50	1:52.580	9	10	-1
12	21	NC	10	Reuben LOWE	Hills Motorsport	11	21:33.177	1:19.471	29.005	66.97	1:54.727	10	9	-3
13	40	NC	11	Raymond WORLEY	Boreham Motorsport	11	22:10.176	1:56.470	36.999	65.10	1:57.980	8	11	-2

### NOT CLASSIFIED

DNF	119	NC		Liz WALTON	Tucker Motorsport	2	5:00.901	9 Laps	9 Laps	52.33	2:08.591	2	12	
-----	-----	----	--	------------	-------------------	---	----------	--------	--------	-------	----------	---	----	--

### FASTEST LAP

43	G			Will Blackwell CHAMBERS	Rob Boston Racing	11	1:47.256			73.40 mph		118.13 kph
5	NC			John LANGRIDGE	Miller Motorsport	11	1:48.549			72.53 mph		116.72 kph
62	ND			Kevin SILVAIN	BC Cars Motorsport	10	1:49.537			71.87 mph		115.67 kph

#### Comments:

\*Car No 7 - 5 Grid place penalty & 3 points - Q 12.21.4 - Causing a collision, repetition of serious mistakes or the appearance of a lack of control over the car etc.

Weather / Track : Overcast / Damp

These results are provisional until the conclusion of any judicial and technical matters.

Date: 07/09/2024 Start: 15:04 Finish: 15:24

Cadwell Park : 2.1869 miles

Clerk Of Course: Ian Denyer

Stewards:

Timekeeper: Peter Knight



# Miata Trophy

## RACE 2 - LAP CHART

LAP 1 @ 15:06:38.058			LAP 2 @ 15:08:29.520			LAP 3 @ 15:10:20.127			LAP 4 @ 15:12:10.640			LAP 5 @ 15:14:00.533		
NO	BEHIND	LAP TIME	NO	BEHIND	LAP TIME	NO	BEHIND	LAP TIME	NO	BEHIND	LAP TIME	NO	BEHIND	LAP TIME
1		1:56.882	1		1:51.462	1		1:50.607	1		1:50.513	1		1:49.893
5	1.154	1:58.036	5	1.051	1:51.359	5	1.254	1:50.810	5	1.140	1:50.399	5	0.929	1:49.682
7	1.191	1:58.073	4	2.924	1:52.360	4	4.861	1:52.544	4	9.312	1:54.964	43	11.483	1:51.239
4	2.026	1:58.908	42	3.276	1:52.352	19	8.654	1:53.408	19	9.836	1:51.695	4	12.694	1:53.275
42	2.386	1:59.268	7	4.492	1:54.763	43	11.022	1:55.428	43	10.137	1:49.628	19	13.061	1:53.118
19	4.764	2:01.646	19	5.853	1:52.551	7	13.208	1:59.323	7	12.347	1:49.652	7	13.329	1:50.875
69	5.771	2:02.653	43	6.201	1:51.708	69	13.910	1:55.069	55	16.565	1:53.127	55	19.385	1:52.713
43	5.955	2:02.837	69	9.448	1:55.139	55	13.951	1:54.103	62	17.700	1:53.809	62	19.621	1:51.814
55	6.366	2:03.248	55	10.455	1:55.551	62	14.404	1:53.749	69	19.006	1:55.609	69	21.775	1:52.662
66	6.624	2:03.506	62	11.262	1:55.389	66	15.447	1:54.638	66	19.443	1:54.509	66	23.395	1:53.845
62	7.335	2:04.217	66	11.416	1:56.254	21	17.374	1:54.795	21	22.724	1:55.863	21	28.460	1:55.629
21	9.198	2:06.080	21	13.186	1:55.450	42	29.978	2:17.309	42	32.015	1:52.550	42	34.112	1:51.990
40	12.821	2:09.703	40	22.844	2:01.485	40	34.357	2:02.120	40	44.427	2:00.583	40	54.976	2:00.442
119	55.428	2:52.310	119	1:12.557	2:08.591									

# Miata Trophy

## RACE 2 - LAP CHART

LAP 6 @ 15:15:50.041			LAP 7 @ 15:17:39.494			LAP 8 @ 15:19:28.600			LAP 9 @ 15:21:17.494			LAP 10 @ 15:23:06.116		
NO	BEHIND	LAP TIME	NO	BEHIND	LAP TIME	NO	BEHIND	LAP TIME	NO	BEHIND	LAP TIME	NO	BEHIND	LAP TIME
1		1:49.508	1		1:49.453	1		1:49.106	1		1:48.894	1		1:48.622
5	1.009	1:49.588	5	0.642	1:49.086	5	0.223	1:48.687	5	0.612	1:49.283	5	0.596	1:48.606
43	12.188	1:50.213	43	11.048	1:48.313	43	10.192	1:48.250	43	8.725	1:47.427	43	7.588	1:47.485
4	13.533	1:50.347	4	13.982	1:49.902	4	14.767	1:49.891	4	14.781	1:48.908	4	14.810	1:48.651
19	13.989	1:50.436	7	14.593	1:49.002	7	15.475	1:49.988	7	15.898	1:49.317	7	16.113	1:48.837
7	15.044	1:51.223	19	15.325	1:50.789	19	16.314	1:50.095	19	16.640	1:49.220	19	18.112	1:50.094
62	22.528	1:52.415	62	24.153	1:51.078	62	26.680	1:51.633	62	28.004	1:50.218	62	28.919	1:49.537
55	23.116	1:53.239	55	25.594	1:51.931	55	27.629	1:51.141	55	29.658	1:50.923	55	31.425	1:50.389
69	24.593	1:52.326	69	26.390	1:51.250	69	28.502	1:51.218	69	30.367	1:50.759	69	32.546	1:50.801
66	27.724	1:53.837	66	32.456	1:54.185	66	37.861	1:54.511	66	41.547	1:52.580	42	44.408	1:50.831
42	35.700	1:51.096	42	36.990	1:50.743	42	40.339	1:52.455	42	42.199	1:50.754	66	46.619	1:53.694
21	44.397	2:05.445	21	52.712	1:57.768	21	59.757	1:56.151	21	1:06.611	1:55.748	21	1:12.716	1:54.727
40	1:05.155	1:59.687	40	1:16.586	2:00.884	40	1:25.460	1:57.980	40	1:34.907	1:58.341	40	1:45.543	1:59.258



# Miata Trophy

## RACE 2 - LAP CHART

**LAP 11 @ 15:24:54.882**

NO	BEHIND	LAP TIME
1		1:48.766
5	0.379	1:48.549
43	6.078	1:47.256
4	15.477	1:49.433
7	18.437	1:51.090
19	19.265	1:49.919
62	29.842	1:49.689
55	32.628	1:49.969
69	33.537	1:49.757
42	45.068	1:49.426
66	50.466	1:52.613
21	1:19.471	1:55.521
40	1:56.470	1:59.693

# Miata Trophy

## RACE 2 - POSITION CHART

No	Name	Lap Pos	Lap											
			1	2	3	4	5	6	7	8	9	10	11	
1	LEE	1	1	1	1	1	1	1	1	1	1	1	1	1
42	ATKINS	2	5	5	5	5	5	5	5	5	5	5	5	5
7	MILLER	3	7	4	4	4	43	43	43	43	43	43	43	43
5	LANGRIDGE	4	4	42	19	19	4	4	4	4	4	4	4	4
4	STOTT	5	42	7	43	43	19	19	7	7	7	7	7	7
69	GRANT	6	19	19	7	7	7	7	19	19	19	19	19	19
19	CHAPMAN	7	69	43	69	55	55	62	62	62	62	62	62	62
55	FLEET	8	43	69	55	62	62	55	55	55	55	55	55	55
21	LOWE	9	55	55	62	69	69	69	69	69	69	69	69	69
66	HARGRAVES	10	66	62	66	66	66	66	66	66	66	66	42	42
40	WORLEY	11	62	66	21	21	21	42	42	42	42	66	66	66
119	WALTON	12	21	21	42	42	42	21	21	21	21	21	21	21
43	CHAMBERS	13	40	40	40	40	40	40	40	40	40	40	40	40
62	SILVAIN	14	119	119										

# Miata Trophy

## RACE 2 - LAP ANALYSIS

DIFF = Difference To Personal Best Lap

P1 1 Declan LEE				
LAP	LAP TIME	DIFF	MPH	TIME OF DAY
1 -	1:56.882	8.260	67.36	15:06:38.058
2 -	1:51.462	2.840	70.63	15:08:29.520
3 -	1:50.607	1.985	71.18	15:10:20.127
4 -	1:50.513	1.891	71.24	15:12:10.640
5 -	1:49.893	1.271	71.64	15:14:00.533
6 -	1:49.508	0.886	71.89	15:15:50.041
7 -	1:49.453	0.831	71.93	15:17:39.494
8 -	1:49.106	0.484	72.16	15:19:28.600
9 -	1:48.894 (3)	0.272	72.30	15:21:17.494
<b>10 -</b>	<b>1:48.622 (1)</b>		<b>72.48</b>	<b>15:23:06.116</b>
11 -	1:48.766 (2)	0.144	72.38	15:24:54.882

P2 5 John LANGRIDGE				
LAP	LAP TIME	DIFF	MPH	TIME OF DAY
1 -	1:58.036	9.487	66.70	15:06:39.212
2 -	1:51.359	2.810	70.70	15:08:30.571
3 -	1:50.810	2.261	71.05	15:10:21.381
4 -	1:50.399	1.850	71.31	15:12:11.780
5 -	1:49.682	1.133	71.78	15:14:01.462
6 -	1:49.588	1.039	71.84	15:15:51.050
7 -	1:49.086	0.537	72.17	15:17:40.136
8 -	1:48.687 (3)	0.138	72.43	15:19:28.823
9 -	1:49.283	0.734	72.04	15:21:18.106
10 -	1:48.606 (2)	0.057	72.49	15:23:06.712
<b>11 -</b>	<b>1:48.549 (1)</b>		<b>72.53</b>	<b>15:24:55.261</b>

P3 43 Will Blackwell CHAMBERS				
LAP	LAP TIME	DIFF	MPH	TIME OF DAY
1 -	2:02.837	15.581	64.09	15:06:44.013
2 -	1:51.708	4.452	70.48	15:08:35.721
3 -	1:55.428	8.172	68.20	15:10:31.149
4 -	1:49.628	2.372	71.81	15:12:20.777
5 -	1:51.239	3.983	70.77	15:14:12.016
6 -	1:50.213	2.957	71.43	15:16:02.229
7 -	1:48.313	1.057	72.68	15:17:50.542
8 -	1:48.250	0.994	72.73	15:19:38.792
9 -	1:47.427 (2)	0.171	73.28	15:21:26.219
10 -	1:47.485 (3)	0.229	73.24	15:23:13.704
<b>11 -</b>	<b>1:47.256 (1)</b>		<b>73.40</b>	<b>15:25:00.960</b>

P4 4 Nicholas STOTT				
LAP	LAP TIME	DIFF	MPH	TIME OF DAY
1 -	1:58.908	10.257	66.21	15:06:40.084
2 -	1:52.360	3.709	70.07	15:08:32.444
3 -	1:52.544	3.893	69.95	15:10:24.988
4 -	1:54.964	6.313	68.48	15:12:19.952
5 -	1:53.275	4.624	69.50	15:14:13.227
6 -	1:50.347	1.696	71.34	15:16:03.574
7 -	1:49.902	1.251	71.63	15:17:53.476
8 -	1:49.891	1.240	71.64	15:19:43.367
9 -	1:48.908 (2)	0.257	72.29	15:21:32.275
<b>10 -</b>	<b>1:48.651 (1)</b>		<b>72.46</b>	<b>15:23:20.926</b>
11 -	1:49.433 (3)	0.782	71.94	15:25:10.359

P5 7 Alex MILLER				
LAP	LAP TIME	DIFF	MPH	TIME OF DAY
1 -	1:58.073	9.236	66.68	15:06:39.249
2 -	1:54.763	5.926	68.60	15:08:34.012
3 -	1:59.323	10.486	65.98	15:10:33.335

DIFF = Difference To Personal Best Lap

4 -	1:49.652	0.815	71.80	15:12:22.987
5 -	1:50.875	2.038	71.00	15:14:13.862
6 -	1:51.223	2.386	70.78	15:16:05.085
7 -	1:49.002 (2)	0.165	72.22	15:17:54.087
8 -	1:49.988	1.151	71.58	15:19:44.075
9 -	1:49.317 (3)	0.480	72.02	15:21:33.392
<b>10 -</b>	<b>1:48.837 (1)</b>		<b>72.33</b>	<b>15:23:22.229</b>
11 -	1:51.090	2.253	70.87	15:25:13.319

P6 19 David CHAPMAN				
LAP	LAP TIME	DIFF	MPH	TIME OF DAY
1 -	2:01.646	12.426	64.72	15:06:42.822
2 -	1:52.551	3.331	69.95	15:08:35.373
3 -	1:53.408	4.188	69.42	15:10:28.781
4 -	1:51.695	2.475	70.48	15:12:20.476
5 -	1:53.118	3.898	69.60	15:14:13.594
6 -	1:50.436	1.216	71.29	15:16:04.030
7 -	1:50.789	1.569	71.06	15:17:54.819
8 -	1:50.095	0.875	71.51	15:19:44.914
<b>9 -</b>	<b>1:49.220 (1)</b>		<b>72.08</b>	<b>15:21:34.134</b>
10 -	1:50.094 (3)	0.874	71.51	15:23:24.228
11 -	1:49.919 (2)	0.699	71.62	15:25:14.147

P7 62 Kevin SILVAIN				
LAP	LAP TIME	DIFF	MPH	TIME OF DAY
1 -	2:04.217	14.680	63.38	15:06:45.393
2 -	1:55.389	5.852	68.23	15:08:40.782
3 -	1:53.749	4.212	69.21	15:10:34.531
4 -	1:53.809	4.272	69.17	15:12:28.340
5 -	1:51.814	2.277	70.41	15:14:20.154
6 -	1:52.415	2.878	70.03	15:16:12.569
7 -	1:51.078	1.541	70.87	15:18:03.647
8 -	1:51.633	2.096	70.52	15:19:55.280
9 -	1:50.218 (3)	0.681	71.43	15:21:45.498
<b>10 -</b>	<b>1:49.537 (1)</b>		<b>71.87</b>	<b>15:23:35.035</b>
11 -	1:49.689 (2)	0.152	71.77	15:25:24.724

P8 55 Simon FLEET				
LAP	LAP TIME	DIFF	MPH	TIME OF DAY
1 -	2:03.248	13.279	63.88	15:06:44.424
2 -	1:55.551	5.582	68.13	15:08:39.975
3 -	1:54.103	4.134	69.00	15:10:34.078
4 -	1:53.127	3.158	69.59	15:12:27.205
5 -	1:52.713	2.744	69.85	15:14:19.918
6 -	1:53.239	3.270	69.52	15:16:13.157
7 -	1:51.931	1.962	70.33	15:18:05.088
8 -	1:51.141	1.172	70.83	15:19:56.229
9 -	1:50.923 (3)	0.954	70.97	15:21:47.152
10 -	1:50.389 (2)	0.420	71.32	15:23:37.541
<b>11 -</b>	<b>1:49.969 (1)</b>		<b>71.59</b>	<b>15:25:27.510</b>

P9 69 George GRANT				
LAP	LAP TIME	DIFF	MPH	TIME OF DAY
1 -	2:02.653	12.896	64.19	15:06:43.829
2 -	1:55.139	5.382	68.37	15:08:38.968
3 -	1:55.069	5.312	68.42	15:10:34.037
4 -	1:55.609	5.852	68.10	15:12:29.646
5 -	1:52.662	2.905	69.88	15:14:22.308
6 -	1:52.326	2.569	70.09	15:16:14.634
7 -	1:51.250	1.493	70.77	15:18:05.884
8 -	1:51.218	1.461	70.79	15:19:57.102
9 -	1:50.759 (2)	1.002	71.08	15:21:47.861

# Miata Trophy

## RACE 2 - LAP ANALYSIS

DIFF = Difference To Personal Best Lap

10 - 1:50.801 (3) 1.044 71.05 15:23:38.662  
 11 - **1:49.757 (1)** **71.73** **15:25:28.419**

<b>P10 42 Khali ATKINS</b>				
LAP	LAP TIME	DIFF	MPH	TIME OF DAY
1 -	1:59.268	9.842	66.01	15:06:40.444
2 -	1:52.352	2.926	70.07	15:08:32.796
3 -	2:17.309	27.883	57.33	15:10:50.105
4 -	1:52.550	3.124	69.95	15:12:42.655
5 -	1:51.990	2.564	70.30	15:14:34.645
6 -	1:51.096	1.670	70.86	15:16:25.741
7 -	1:50.743 (2)	1.317	71.09	15:18:16.484
8 -	1:52.455	3.029	70.01	15:20:08.939
9 -	1:50.754 (3)	1.328	71.08	15:21:59.693
10 -	1:50.831	1.405	71.03	15:23:50.524
11 -	<b>1:49.426 (1)</b>		<b>71.94</b>	<b>15:25:39.950</b>

<b>P11 66 Jack HARGRAVES</b>				
LAP	LAP TIME	DIFF	MPH	TIME OF DAY
1 -	2:03.506	10.926	63.74	15:06:44.682
2 -	1:56.254	3.674	67.72	15:08:40.936
3 -	1:54.638	2.058	68.67	15:10:35.574
4 -	1:54.509	1.929	68.75	15:12:30.083
5 -	1:53.845	1.265	69.15	15:14:23.928
6 -	1:53.837	1.257	69.16	15:16:17.765
7 -	1:54.185	1.605	68.95	15:18:11.950
8 -	1:54.511	1.931	68.75	15:20:06.461
9 -	<b>1:52.580 (1)</b>		<b>69.93</b>	<b>15:21:59.041</b>
10 -	1:53.694 (3)	1.114	69.24	15:23:52.735
11 -	1:52.613 (2)	0.033	69.91	15:25:45.348

<b>P12 21 Reuben LOWE</b>				
LAP	LAP TIME	DIFF	MPH	TIME OF DAY
1 -	2:06.080	11.353	62.44	15:06:47.256
2 -	1:55.450 (3)	0.723	68.19	15:08:42.706
3 -	1:54.795 (2)	0.068	68.58	15:10:37.501
4 -	1:55.863	1.136	67.95	15:12:33.364
5 -	1:55.629	0.902	68.09	15:14:28.993
6 -	2:05.445	10.718	62.76	15:16:34.438
7 -	1:57.768	3.041	66.85	15:18:32.206
8 -	1:56.151	1.424	67.78	15:20:28.357
9 -	1:55.748	1.021	68.02	15:22:24.105
10 -	<b>1:54.727 (1)</b>		<b>68.62</b>	<b>15:24:18.832</b>
11 -	1:55.521	0.794	68.15	15:26:14.353

<b>P13 40 Raymond WORLEY</b>				
LAP	LAP TIME	DIFF	MPH	TIME OF DAY
1 -	2:09.703	11.723	60.70	15:06:50.879
2 -	2:01.485	3.505	64.80	15:08:52.364
3 -	2:02.120	4.140	64.47	15:10:54.484
4 -	2:00.583	2.603	65.29	15:12:55.067
5 -	2:00.442	2.462	65.36	15:14:55.509
6 -	1:59.687	1.707	65.78	15:16:55.196
7 -	2:00.884	2.904	65.13	15:18:56.080
8 -	<b>1:57.980 (1)</b>		<b>66.73</b>	<b>15:20:54.060</b>
9 -	1:58.341 (2)	0.361	66.52	15:22:52.401
10 -	1:59.258 (3)	1.278	66.01	15:24:51.659
11 -	1:59.693	1.713	65.77	15:26:51.352

DIFF = Difference To Personal Best Lap

<b>P14 119 Liz WALTON</b>				
LAP	LAP TIME	DIFF	MPH	TIME OF DAY
1 -	2:52.310 (2)	43.719	45.69	15:07:33.486
2 -	<b>2:08.591 (1)</b>		<b>61.22</b>	<b>15:09:42.077</b>

# Miata Trophy

## RACE 2 - STATISTICS

**Competitors Started** 14  
**Planned Start** 2024-09-07 @ 13:50:00.000  
**Actual Start** 2024-09-07 @ 15:04:41.175  
**Finish Time** 2024-09-07 @ 15:24:54.583  
**Track Length** 2.1869mi.  
**Total Laps** 145  
**Total Distance Covered** 317.1149mi.

### Session Fastest Lap History

NO	CL	NAME	LAP TIME	TIME OF DAY	LAP	VEHICLE
1	NC	Declan LEE	1:56.882	15:06:38.079	1	Hills Motorsport
1	NC	Declan LEE	1:51.462	15:08:29.539	2	Hills Motorsport
5	NC	John LANGRIDGE	1:51.359	15:08:30.590	2	Miller Motorsport
1	NC	Declan LEE	1:50.607	15:10:20.146	3	Hills Motorsport
1	NC	Declan LEE	1:50.513	15:12:10.660	4	Hills Motorsport
5	NC	John LANGRIDGE	1:50.399	15:12:11.799	4	Miller Motorsport
43	G	Will Blackwell CHAMBERS	1:49.628	15:12:20.796	4	Rob Boston Racing
1	NC	Declan LEE	1:49.508	15:15:50.061	6	Hills Motorsport
1	NC	Declan LEE	1:49.453	15:17:39.514	7	Hills Motorsport
5	NC	John LANGRIDGE	1:49.086	15:17:40.156	7	Miller Motorsport
43	G	Will Blackwell CHAMBERS	1:48.313	15:17:50.562	7	Rob Boston Racing
43	G	Will Blackwell CHAMBERS	1:48.250	15:19:38.812	8	Rob Boston Racing
43	G	Will Blackwell CHAMBERS	1:47.427	15:21:26.239	9	Rob Boston Racing
43	G	Will Blackwell CHAMBERS	1:47.256	15:25:00.980	11	Rob Boston Racing

### Session Leader History

NO	CL	NAME	FROM LAP	LAPS LED	DISTANCE	VEHICLE
1	NC	Declan LEE	1	11	24.05 miles	Hills Motorsport

### Flag History

TYPE	TIME OF DAY
GREEN	15:04:41.175
FINISH	15:24:54.583

### Flag Statistics

TYPE	COUNT	TOTAL LAPS	TOTAL TIME
Green	1	11	22:17.125
Red	0	0	0.000
Safety Car	0	0	0.000
FCY	0	0	0.000

# Miata Trophy

## RACE 2 - STATISTICS

CLASS : G

1 Starters

### Fastest Lap History

NO	NAME	LAP TIME	TIME OF DAY	LAP	VEHICLE
43	Will Blackwell CHAMBERS	2:02.837	15:06:44.031	1	Rob Boston Racing
43	Will Blackwell CHAMBERS	1:51.708	15:08:35.740	2	Rob Boston Racing
43	Will Blackwell CHAMBERS	1:49.628	15:12:20.796	4	Rob Boston Racing
43	Will Blackwell CHAMBERS	1:48.313	15:17:50.562	7	Rob Boston Racing
43	Will Blackwell CHAMBERS	1:48.250	15:19:38.812	8	Rob Boston Racing
43	Will Blackwell CHAMBERS	1:47.427	15:21:26.239	9	Rob Boston Racing
43	Will Blackwell CHAMBERS	1:47.256	15:25:00.980	11	Rob Boston Racing

### Leader History

NO	NAME	FROM LAP	LAPS LED	DISTANCE	VEHICLE
43	Will Blackwell CHAMBERS	1	11	24.05 miles	Rob Boston Racing

# Miata Trophy

## RACE 2 - STATISTICS

CLASS : NC

12 Starters

### Fastest Lap History

NO	NAME	LAP TIME	TIME OF DAY	LAP	VEHICLE
1	Declan LEE	1:56.882	15:06:38.079	1	Hills Motorsport
1	Declan LEE	1:51.462	15:08:29.539	2	Hills Motorsport
5	John LANGRIDGE	1:51.359	15:08:30.590	2	Miller Motorsport
1	Declan LEE	1:50.607	15:10:20.146	3	Hills Motorsport
1	Declan LEE	1:50.513	15:12:10.660	4	Hills Motorsport
5	John LANGRIDGE	1:50.399	15:12:11.799	4	Miller Motorsport
7	Alex MILLER	1:49.652	15:12:23.003	4	Miller Motorsport
1	Declan LEE	1:49.508	15:15:50.061	6	Hills Motorsport
1	Declan LEE	1:49.453	15:17:39.514	7	Hills Motorsport
5	John LANGRIDGE	1:49.086	15:17:40.156	7	Miller Motorsport
7	Alex MILLER	1:49.002	15:17:54.103	7	Miller Motorsport
5	John LANGRIDGE	1:48.687	15:19:28.843	8	Miller Motorsport
1	Declan LEE	1:48.622	15:23:06.136	10	Hills Motorsport
5	John LANGRIDGE	1:48.606	15:23:06.733	10	Miller Motorsport
5	John LANGRIDGE	1:48.549	15:24:55.281	11	Miller Motorsport

### Leader History

NO	NAME	FROM LAP	LAPS LED	DISTANCE	VEHICLE
1	Declan LEE	1	11	24.05 miles	Hills Motorsport

# Miata Trophy

## RACE 2 - STATISTICS

CLASS : ND

1 Starters

### Fastest Lap History

NO	NAME	LAP TIME	TIME OF DAY	LAP	VEHICLE
62	Kevin SILVAIN	<b>2:04.217</b>	15:06:45.406	1	BC Cars Motorsport
62	Kevin SILVAIN	<b>1:55.389</b>	15:08:40.795	2	BC Cars Motorsport
62	Kevin SILVAIN	<b>1:53.749</b>	15:10:34.543	3	BC Cars Motorsport
62	Kevin SILVAIN	<b>1:51.814</b>	15:14:20.166	5	BC Cars Motorsport
62	Kevin SILVAIN	<b>1:51.078</b>	15:18:03.660	7	BC Cars Motorsport
62	Kevin SILVAIN	<b>1:50.218</b>	15:21:45.511	9	BC Cars Motorsport
62	Kevin SILVAIN	<b>1:49.537</b>	15:23:35.048	10	BC Cars Motorsport


### Leader History

NO	NAME	FROM LAP	LAPS LED	DISTANCE	VEHICLE
62	Kevin SILVAIN	1	11	24.05 miles	BC Cars Motorsport



# Miata Trophy

## RACE 4 - GRID (20 minutes) - AMENDED

ROW 7	14	5:00.901 <b>119</b> Liz WALTON	13	22:10.176 <b>40</b> Raymond WORLEY
ROW 6	12	21:33.177 <b>21</b> Reuben LOWE	11	21:04.172 <b>66</b> Jack HARGRAVES
ROW 5	10	20:32.143 <b>7</b> Alex MILLER	9	20:58.774 <b>42</b> Khali ATKINS
ROW 4	8	20:47.243 <b>69</b> George GRANT	7	20:46.334 <b>55</b> Simon FLEET
ROW 3	6	20:43.548 <b>62</b> Kevin SILVAIN	5	20:32.971 <b>19</b> David CHAPMAN
ROW 2	4	20:29.183 <b>4</b> Nicholas STOTT	3	20:19.784 <b>43</b> Will Blackwell CHAMBERS
ROW 1	2	20:14.085 <b>5</b> John LANGRIDGE	1	20:13.706 <b>1</b> Declan LEE
<b>Pole</b>				
				

These results are provisional until the conclusion of any judicial and technical matters.

Cadwell Park : 2.1869 miles

Clerk Of Course: Ian Denyer


Stewards:

Timekeeper: Peter Knight



# Miata Trophy

## RACE 4 - GRID (20 minutes)

ROW 7	14	<b>119</b> Liz WALTON	13	<b>40</b> Raymond WORLEY
ROW 6	12	<b>21</b> Reuben LOWE	11	<b>66</b> Jack HARGRAVES
ROW 5	10	<b>42</b> Khali ATKINS	9	<b>69</b> George GRANT
ROW 4	8	<b>55</b> Simon FLEET	7	<b>62</b> Kevin SILVAIN
ROW 3	6	<b>19</b> David CHAPMAN	5	<b>7</b> Alex MILLER
ROW 2	4	<b>4</b> Nicholas STOTT	3	<b>43</b> Will Blackwell CHAMBERS
ROW 1	2	<b>5</b> John LANGRIDGE	1	<b>1</b> Declan LEE
<b>Pole</b>				
				

These results are provisional until the conclusion of any judicial and technical matters.

Cadwell Park : 2.1869 miles

Clerk Of Course: Ian Denyer

Stewards:

Timekeeper: Peter Knight

