



# MIATA TROPHY



MSVR Club Car Championships  
Donington Park National  
29<sup>th</sup> June 2024

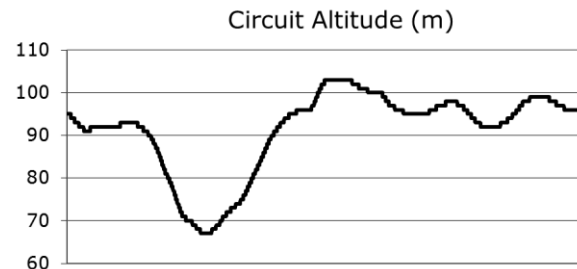
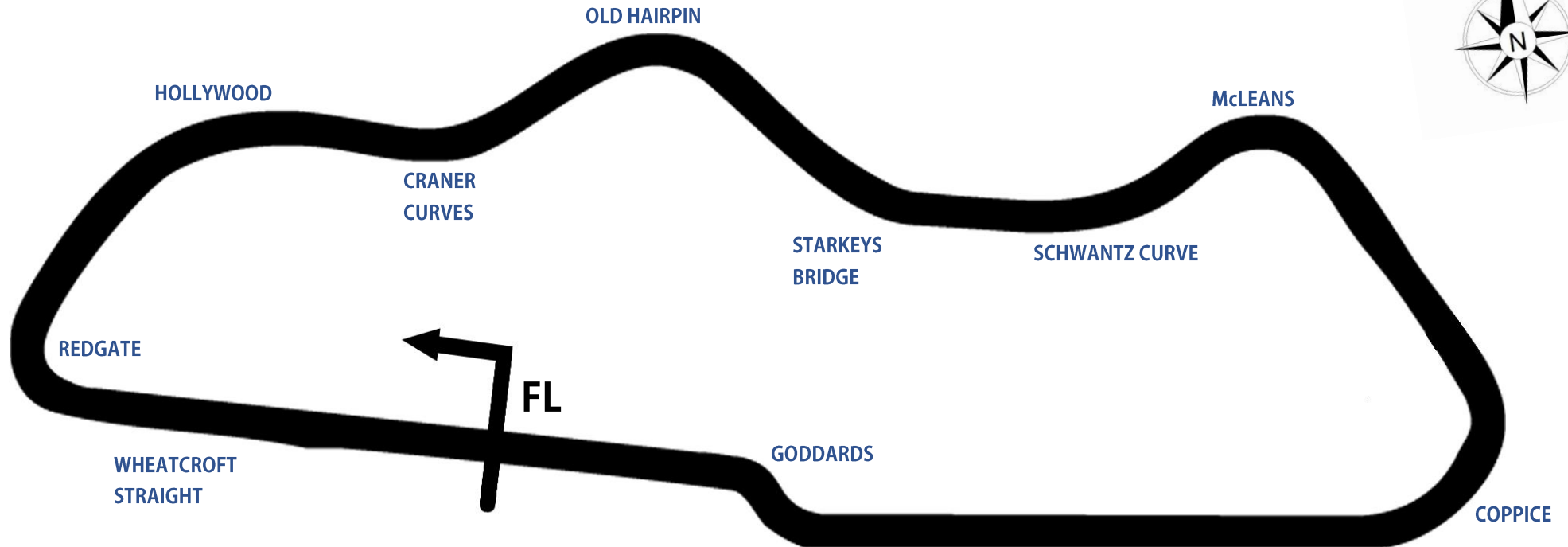


Timing & Results Provided by Timing Solutions Ltd

[www.tsl-timing.com](http://www.tsl-timing.com)

# Donington Park National Circuit

Castle Donington, Derby, UK



<b>Length</b>	1.9790 miles   3.185 km   3185m		
<b>FL</b>	Start @ 60m	52.82971 N	1.37867 W
<b>Pit Entry</b>	3976m	52.82951 N	1.37832 W
<b>Pit Exit</b>	229m after FL	52.82996 N	1.38205 W
<b>Pit Entry - Pit Exit</b>	256m, 18.4s @ 50kph, 15.3s @ 60kph		

# MSVR Club Car Championships - Donington Park - 29th/30th June 2024

## Miata Trophy

### QUALIFYING - RACE 3 - CLASSIFICATION

POS	NO	CL	PIC	NAME	ENTRY	TIME	ON	LAPS	GAP	DIFF	MPH
1	17	NC	1	Will MORRIS	Hills Motorsport	1:22.028	4	6			86.85
2	42	NC	2	Khali ATKINS	Hills Motorsports	1:22.686	7	7	0.658	0.658	86.16
3	29	NC	3	Paul O'NEILL	Miller Motorsport	1:22.699	3	10	0.671	0.013	86.15
4	26	NC	4	Drew FLETCHER	Hills Motorsport	1:22.744	8	10	0.716	0.045	86.10
5	19*	NC	5	David CHAPMAN	Paul Sheard Autosport	1:22.793	7	9	0.765	0.049	86.05
6	8	NC	6	Aidan HILLS	Hills Motorsport	1:22.844	3	5	0.816	0.051	86.00
7	7	NC	7	Alex MILLER	Miller Motorsport	1:22.856	10	10	0.828	0.012	85.98
8	5*	NC	8	John LANGRIDGE	Miller Motorsport	1:22.872	3	10	0.844	0.016	85.97
9	1	NC	9	Declan LEE	Hills Motorsport	1:22.943	3	9	0.915	0.071	85.89
10	2*	NC	10	John ROBINSON	Misty Racing	1:23.076	8	10	1.048	0.133	85.76
11	4	NC	11	Nicholas STOTT	Hills Motorsport	1:23.399	7	10	1.371	0.323	85.42
12	33*	NC	12	Dillon STEPNEY	Mazda MX5	1:23.837	3	10	1.809	0.438	84.98
13	62	ND	1	Kevin SILVAIN	BC Cars Motorsport	1:23.936	10	10	1.908	0.099	84.88
14	68	NC	13	Martin HEATH	Mtec Racing	1:24.097	7	9	2.069	0.161	84.71
15	28	NC	14	Jack HODGES	North West Racing	1:24.101	9	10	2.073	0.004	84.71
16	55	NC	15	Simon FLEET	Jiffy Winks	1:24.371	10	10	2.343	0.270	84.44
17	40*	NC	16	Raymond WORLEY	Boreham Motorsport	1:24.530	6	10	2.502	0.159	84.28
18	119	NC	17	Liz WALTON	Tucker Motorsport	1:24.928	10	10	2.900	0.398	83.89
19	121	NC	18	Gary SMITH	On the spot racing	1:25.474	10	10	3.446	0.546	83.35
20	24*	NC	19	Marcus ROSSWELL-POTTS	Misty Racing	1:25.557	10	10	3.529	0.083	83.27
21	3*	NC	20	Tjaart STEYN	Hills Motorsport	1:26.314	7	8	4.286	0.757	82.54
22	9	NC	21	Duncan HARRIS	D H R	1:27.283	10	10	5.255	0.969	81.62

#### Comments:

\* Car 9 - please fit a working transponder for your next session. Q12.8.1 applies

\* Car 42 - please check positioning of transponder. Not picking up over finish

\* Car 8 - transponder stopped working mid-session

No. 5, 19, 33, 40 - 1 Lap time disallowed; exceeding track limits.

No. 2, 24 - 2 Lap times disallowed; exceeding track limits.

No. 3 - 3 Lap times disallowed; exceeding track limits.

Weather / Track : Cloudy / Dry

These results are provisional until the conclusion of any judicial and technical matters.

Date: 29/06/2024 Start: 10:08 Finish: 10:23

Donington Park National: 1.9790 miles

Clerk Of Course: Ian Denyer

Stewards:

Timekeeper: Rob Cook



# MSVR Club Car Championships - Donington Park - 29th/30th June 2024

## Miata Trophy

### QUALIFYING - RACE 3 - LAP ANALYSIS

DIFF = Difference To Personal Best Lap

P1 17 Will MORRIS				
LAP	LAP TIME	DIFF	MPH	TIME OF DAY
1 -	1:54.811	32.783	62.05	10:17:13.164
2 -	1:22.908	0.880	85.93	10:18:36.072
3 -	1:22.575 (3)	0.547	86.28	10:19:58.647
4 -	<b>1:22.028 (1)</b>	<b>86.85</b>	<b>10:21:20.675</b>	
5 -	1:23.407	1.379	85.42	10:22:44.082
6 -	1:22.290 (2)	0.262	86.57	10:24:06.372

P2 42 Khali ATKINS				
LAP	LAP TIME	DIFF	MPH	TIME OF DAY
1 -	<b>1:23.123</b>	0.437	85.71	<b>10:14:50.212</b>
2 -	2:21.159	58.473	50.47	10:17:11.371
3 -	1:22.817 (3)	0.131	86.02	10:18:34.188
4 -	1:23.971	1.285	84.84	10:19:58.159
5 -	1:23.656	0.970	85.16	10:21:21.815
6 -	1:22.769 (2)	0.083	86.07	10:22:44.584
7 -	<b>1:22.686 (1)</b>	<b>86.16</b>	<b>10:24:07.270</b>	

P3 29 Paul O'NEILL				
LAP	LAP TIME	DIFF	MPH	TIME OF DAY
1 -	1:25.838	3.139	83.00	10:10:34.692
2 -	1:22.756 (2)	0.057	86.09	10:11:57.448
3 -	<b>1:22.699 (1)</b>	<b>86.15</b>	<b>10:13:20.147</b>	
4 -	<b>1:27.843</b>	5.144	81.10	<b>10:14:47.990</b>
5 -	2:21.794	59.095	50.24	10:17:09.784
6 -	1:23.335	0.636	85.49	10:18:33.119
7 -	1:22.812 (3)	0.113	86.03	10:19:55.931
8 -	1:23.805	1.106	85.01	10:21:19.736
9 -	1:23.104	0.405	85.73	10:22:42.840
10 -	1:22.838	0.139	86.00	10:24:05.678

P4 26 Drew FLETCHER				
LAP	LAP TIME	DIFF	MPH	TIME OF DAY
1 -	1:29.081	6.337	79.97	10:10:42.750
2 -	1:24.016	1.272	84.80	10:12:06.766
3 -	1:22.979	0.235	85.86	10:13:29.745
4 -	<b>1:31.740 P</b>	8.996	77.66	<b>10:15:01.485</b>
5 -	2:57.415	1:34.671	40.15	10:17:58.900
6 -	1:23.182	0.438	85.65	10:19:22.082
7 -	1:22.878 (2)	0.134	85.96	10:20:44.960
8 -	<b>1:22.744 (1)</b>	<b>86.10</b>	<b>10:22:07.704</b>	
9 -	1:22.883 (3)	0.139	85.96	10:23:30.587
10 -	1:23.741	0.997	85.07	10:24:54.328

P5 19 David CHAPMAN				
LAP	LAP TIME	DIFF	MPH	TIME OF DAY
1 -	1:30.404	7.611	78.80	10:10:38.473
2 -	1:23.274	0.481	85.55	10:12:01.747
3 -	1:23.308	0.515	85.52	10:13:25.055
4 -	<b>4:38.911 D</b>	16.118	72.03	<b>10:15:03.966</b>
5 -	2:58.279	1:35.486	39.96	10:18:02.245
6 -	1:22.846 (2)	0.053	85.99	10:19:25.091
7 -	<b>1:22.793 (1)</b>	<b>86.05</b>	<b>10:20:47.884</b>	
8 -	1:24.576	1.783	84.23	10:22:12.460
9 -	1:23.149 (3)	0.356	85.68	10:23:35.609

P6 8 Aidan HILLS				
LAP	LAP TIME	DIFF	MPH	TIME OF DAY
1 -	1:23.143 (3)	0.299	85.69	10:19:20.994

DIFF = Difference To Personal Best Lap

2 -	1:23.362	0.518	85.46	10:20:44.356
3 -	<b>1:22.844 (1)</b>	<b>86.00</b>	<b>10:22:07.200</b>	
4 -	1:23.924	1.080	84.89	10:23:31.124
5 -	1:22.900 (2)	0.056	85.94	10:24:54.024

P7 7 Alex MILLER				
LAP	LAP TIME	DIFF	MPH	TIME OF DAY
1 -	1:25.576	2.720	83.25	10:10:36.797
2 -	1:23.400	0.544	85.42	10:12:00.197
3 -	1:24.054	1.198	84.76	10:13:24.251
4 -	<b>1:24.952</b>	2.096	83.86	<b>10:14:49.203</b>
5 -	2:20.566	57.710	50.68	10:17:09.769
6 -	1:23.088 (3)	0.232	85.74	10:18:32.857
7 -	1:23.730	0.874	85.09	10:19:56.587
8 -	1:22.884 (2)	0.028	85.95	10:21:19.471
9 -	1:23.771	0.915	85.04	10:22:43.242
10 -	<b>1:22.856 (1)</b>	<b>85.98</b>	<b>10:24:06.098</b>	

P8 5 John LANGRIDGE				
LAP	LAP TIME	DIFF	MPH	TIME OF DAY
1 -	1:25.942	3.070	82.90	10:10:37.334
2 -	<del>1:23.676</del> D	0.804	85.14	10:12:01.010
3 -	<b>1:22.872 (1)</b>	<b>85.97</b>	<b>10:13:23.882</b>	
4 -	<b>1:28.994 P</b>	6.122	80.05	<b>10:14:52.876</b>
5 -	2:26.698	1:03.826	48.56	10:17:19.574
6 -	1:24.534	1.662	84.28	10:18:44.108
7 -	1:22.909 (2)	0.037	85.93	10:20:07.017
8 -	1:24.597	1.725	84.21	10:21:31.614
9 -	1:23.222	0.350	85.61	10:22:54.836
10 -	1:22.930 (3)	0.058	85.91	10:24:17.766

P9 1 Declan LEE				
LAP	LAP TIME	DIFF	MPH	TIME OF DAY
1 -	1:27.600	4.657	81.33	10:10:41.806
2 -	1:23.961	1.018	84.85	10:12:05.767
3 -	<b>1:22.943 (1)</b>	<b>85.89</b>	<b>10:13:28.710</b>	
4 -	<b>1:30.947 P</b>	8.004	78.33	<b>10:14:59.657</b>
5 -	3:01.005	1:38.062	39.36	10:18:00.662
6 -	1:23.667	0.724	85.15	10:19:24.329
7 -	1:23.157 (3)	0.214	85.67	10:20:47.486
8 -	1:24.086	1.143	84.73	10:22:11.572
9 -	1:23.113 (2)	0.170	85.72	10:23:34.685

P10 2 John ROBINSON				
LAP	LAP TIME	DIFF	MPH	TIME OF DAY
1 -	1:29.951	6.875	79.20	10:10:39.722
2 -	1:23.320 (3)	0.244	85.50	10:12:03.042
3 -	1:23.340	0.264	85.48	10:13:26.382
4 -	<b>1:23.667</b>	0.591	85.15	<b>10:14:50.049</b>
5 -	2:20.468	57.392	50.72	10:17:10.517
6 -	1:23.225 (2)	0.149	85.60	10:18:33.742
7 -	<del>1:23.364</del> D	0.285	85.46	10:19:57.103
8 -	<b>1:23.076 (1)</b>	<b>85.76</b>	<b>10:21:20.179</b>	
9 -	<del>1:24.221</del> D	1.145	84.59	10:22:44.400
10 -	1:24.388	1.312	84.42	10:24:08.788

P11 4 Nicholas STOTT				
LAP	LAP TIME	DIFF	MPH	TIME OF DAY
1 -	1:26.878	3.479	82.00	10:10:43.518
2 -	1:24.308	0.909	84.50	10:12:07.826
3 -	1:24.423	1.024	84.39	10:13:32.249

# MSVR Club Car Championships - Donington Park - 29th/30th June 2024

## Miata Trophy

### QUALIFYING - RACE 3 - LAP ANALYSIS

DIFF = Difference To Personal Best Lap

4 -	<b>1:32.970</b>	P	9.571	76.63	<b>10:15:05.219</b>
5 -	2:28.584		1:05.185	47.95	10:17:33.803
6 -	1:23.544	(3)	0.145	85.28	10:18:57.347
7 -	<b>1:23.399</b>	(1)		<b>85.42</b>	<b>10:20:20.746</b>
8 -	1:23.720		0.321	85.10	10:21:44.466
9 -	1:24.687		1.288	84.12	10:23:09.153
10 -	1:23.417	(2)	0.018	85.40	10:24:32.570

#### P12 33 Dillon STEPNEY

LAP	LAP TIME	DIFF	MPH	TIME OF DAY	
1 -	1:27.382	3.545	81.53	10:10:44.560	
2 -	1:24.934	(3)	1.097	83.88	10:12:09.494
3 -	<b>1:23.837</b>	(1)		<b>84.98</b>	<b>10:13:33.331</b>
4 -	<b>1:34.915</b>	P	11.078	75.06	<b>10:15:08.246</b>
5 -	2:12.818		48.981	53.64	10:17:21.064
6 -	4:25.066	D	1.229	83.75	10:18:46.130
7 -	1:46.426		22.589	66.94	10:20:32.556
8 -	1:25.442		1.605	83.38	10:21:57.998
9 -	1:23.897	(2)	0.060	84.92	10:23:21.895
10 -	1:33.261		9.424	76.39	10:24:55.156

#### P13 62 Kevin SILVAIN

LAP	LAP TIME	DIFF	MPH	TIME OF DAY	
1 -	1:29.525	5.589	79.58	10:10:41.113	
2 -	1:26.025	2.089	82.82	10:12:07.138	
3 -	1:25.606		1.670	83.22	10:13:32.744
4 -	<b>1:33.946</b>	P	10.010	75.83	<b>10:15:06.690</b>
5 -	2:28.072		1:04.136	48.11	10:17:34.762
6 -	1:24.120	(2)	0.184	84.69	10:18:58.882
7 -	1:24.374	(3)	0.438	84.44	10:20:23.256
8 -	1:24.781		0.845	84.03	10:21:48.037
9 -	1:25.134		1.198	83.68	10:23:13.171
10 -	<b>1:23.936</b>	(1)		<b>84.88</b>	<b>10:24:37.107</b>

#### P14 68 Martin HEATH

LAP	LAP TIME	DIFF	MPH	TIME OF DAY	
1 -	1:31.114	7.017	78.19	10:10:48.627	
2 -	1:26.546	2.449	82.32	10:12:15.173	
3 -	1:25.862		1.765	82.97	10:13:41.035
4 -	<b>1:38.477</b>	P	14.380	72.34	<b>10:15:19.512</b>
5 -	2:38.101		1:14.004	45.06	10:17:57.613
6 -	1:25.267		1.170	83.55	10:19:22.880
7 -	<b>1:24.097</b>	(1)		<b>84.71</b>	<b>10:20:46.977</b>
8 -	1:25.176	(3)	1.079	83.64	10:22:12.153
9 -	1:24.354	(2)	0.257	84.46	10:23:36.507

#### P15 28 Jack HODGES

LAP	LAP TIME	DIFF	MPH	TIME OF DAY	
1 -	1:33.143	9.042	76.49	10:10:49.544	
2 -	1:27.590	3.489	81.34	10:12:17.134	
3 -	1:25.787		1.686	83.05	10:13:42.921
4 -	<b>1:36.450</b>		12.349	73.86	<b>10:15:19.371</b>
5 -	1:56.544		32.443	61.13	10:17:15.915
6 -	1:25.386	(3)	1.285	83.44	10:18:41.301
7 -	1:24.892	(2)	0.791	83.92	10:20:06.193
8 -	1:26.848		2.747	82.03	10:21:33.041
9 -	<b>1:24.101</b>	(1)		<b>84.71</b>	<b>10:22:57.142</b>
10 -	1:26.517		2.416	82.34	10:24:23.659

DIFF = Difference To Personal Best Lap

LAP	LAP TIME	DIFF	MPH	TIME OF DAY	
1 -	1:30.619	6.248	78.62	10:10:41.602	
2 -	1:27.351	2.980	81.56	10:12:08.953	
3 -	1:25.323		0.952	83.50	10:13:34.276
4 -	<b>1:35.542</b>	P	11.171	74.57	<b>10:15:09.818</b>
5 -	2:11.299		46.928	54.26	10:17:21.117
6 -	1:27.975		3.604	80.98	10:18:49.092
7 -	1:24.611	(2)	0.240	84.20	10:20:13.703
8 -	1:25.355		0.984	83.47	10:21:39.058
9 -	1:24.871	(3)	0.500	83.94	10:23:03.929
10 -	<b>1:24.371</b>	(1)		<b>84.44</b>	<b>10:24:28.300</b>

#### P17 40 Raymond WORLEY

LAP	LAP TIME	DIFF	MPH	TIME OF DAY	
1 -	1:34.574	10.044	75.33	10:10:52.566	
2 -	1:28.213		3.683	80.76	10:12:20.779
3 -	<del>1:24.573</del>	D	0.043	84.24	10:13:45.352
4 -	<b>1:34.985</b>		10.455	75.00	<b>10:15:20.337</b>
5 -	1:56.866		32.336	60.96	10:17:17.203
6 -	<b>1:24.530</b>	(1)		<b>84.28</b>	<b>10:18:41.733</b>
7 -	1:25.302	(3)	0.772	83.52	10:20:07.035
8 -	1:26.624		2.094	82.24	10:21:33.659
9 -	1:25.915		1.385	82.92	10:22:59.574
10 -	1:24.757	(2)	0.227	84.05	10:24:24.331

#### P18 119 Liz WALTON

LAP	LAP TIME	DIFF	MPH	TIME OF DAY	
1 -	1:33.954	9.026	75.83	10:10:48.054	
2 -	1:27.821		2.893	81.12	10:12:15.875
3 -	1:26.742		1.814	82.13	10:13:42.617
4 -	<b>1:38.747</b>	P	13.819	72.15	<b>10:15:21.364</b>
5 -	2:02.011		37.083	58.39	10:17:23.375
6 -	1:27.642		2.714	81.29	10:18:51.017
7 -	1:26.684		1.756	82.19	10:20:17.701
8 -	1:26.310	(3)	1.382	82.54	10:21:44.011
9 -	1:26.054	(2)	1.126	82.79	10:23:10.065
10 -	<b>1:24.928</b>	(1)		<b>83.89</b>	<b>10:24:34.993</b>

#### P19 121 Gary SMITH

LAP	LAP TIME	DIFF	MPH	TIME OF DAY	
1 -	1:34.766	9.292	75.18	10:10:47.857	
2 -	1:28.974		3.500	80.07	10:12:16.831
3 -	1:27.854		2.380	81.09	10:13:44.685
4 -	<b>1:36.566</b>		11.092	73.78	<b>10:15:21.251</b>
5 -	1:57.176		31.702	60.80	10:17:18.427
6 -	1:26.835	(3)	1.361	82.04	10:18:45.262
7 -	1:27.307		1.833	81.60	10:20:12.569
8 -	1:27.182		1.708	81.72	10:21:39.751
9 -	1:26.133	(2)	0.659	82.71	10:23:05.884
10 -	<b>1:25.474</b>	(1)		<b>83.35</b>	<b>10:24:31.358</b>

#### P20 24 Marcus ROSSWELL-POTTS

LAP	LAP TIME	DIFF	MPH	TIME OF DAY	
1 -	1:34.138	8.581	75.68	10:10:45.417	
2 -	<del>1:26.996</del>	D	1.439	81.89	10:12:12.413
3 -	1:27.159		1.602	81.74	10:13:39.572
4 -	<b>1:32.579</b>		7.022	76.95	<b>10:15:12.151</b>
5 -	2:00.728		35.171	59.01	10:17:12.879
6 -	1:26.687		1.130	82.18	10:18:39.566
7 -	1:26.116	(3)	0.559	82.73	10:20:05.682

# MSVR Club Car Championships - Donington Park - 29th/30th June 2024

## Miata Trophy

### QUALIFYING - RACE 3 - LAP ANALYSIS

DIFF = Difference To Personal Best Lap

8 -	<del>1:29.853</del> D	4.296	79.29	10:21:35.535
9 -	1:25.740 (2)	0.183	83.09	10:23:01.275
10 -	<b>1:25.557</b> (1)		<b>83.27</b>	<b>10:24:26.832</b>

P21 3 Tjaart STEYN				
LAP	LAP TIME	DIFF	MPH	TIME OF DAY
1 -	1:33.408	7.094	76.27	10:10:53.888
2 -	1:27.918 (3)	1.604	81.03	10:12:21.806
3 -	5:07.935	3:41.621	23.13	10:17:29.741
4 -	<del>4:28.923</del> D	2.609	80.12	10:18:58.664
5 -	1:27.829 (2)	1.515	81.11	10:20:26.493
6 -	<del>4:27.043</del> D	0.699	81.88	10:21:53.506
7 -	<b>1:26.314</b> (1)		<b>82.54</b>	<b>10:23:19.820</b>
8 -	<del>4:27.645</del> D	1.331	81.28	10:24:47.465

P22 9 Duncan HARRIS				
LAP	LAP TIME	DIFF	MPH	TIME OF DAY
1 -	1:33.988	6.705	75.80	10:10:53.338
2 -	1:30.537	3.254	78.69	10:12:23.875
3 -	1:28.026	0.743	80.93	10:13:51.901
4 -	<b>1:31.981</b>	4.698	77.45	<b>10:15:23.882</b>
5 -	1:55.871	28.588	61.48	10:17:19.753
6 -	1:31.890	4.607	77.53	10:18:51.643
7 -	1:27.313 (2)	0.030	81.59	10:20:18.956
8 -	1:27.753	0.470	81.18	10:21:46.709
9 -	1:27.442 (3)	0.159	81.47	10:23:14.151
10 -	<b>1:27.283</b> (1)		<b>81.62</b>	<b>10:24:41.434</b>

# MSVR Club Car Championships - Donington Park - 29th/30th June 2024

## Miata Trophy

### QUALIFYING - RACE 3 - STATISTICS

**Competitors Started** 22  
**Planned Start** 2024-06-29 @ 10:15:00.000  
**Actual Start** 2024-06-29 @ 10:08:32.863  
**Finish Time** 2024-06-29 @ 10:23:33.078  
**Track Length** 1.9790mi.  
**Total Laps** 203  
**Total Distance Covered** 401.7506mi.

#### Session Fastest Lap History

NO	CL	NAME	LAP TIME	TIME OF DAY	LAP	VEHICLE
29	NC	Paul O'NEILL	1:25.838	10:10:34.706	1	Miller Motorsport
7	NC	Alex MILLER	1:25.576	10:10:36.807	1	Miller Motorsport
29	NC	Paul O'NEILL	1:22.756	10:11:57.462	2	Miller Motorsport
29	NC	Paul O'NEILL	1:22.699	10:13:20.161	3	Miller Motorsport
17	NC	Will MORRIS	1:22.575	10:19:58.663	3	Hills Motorsport
17	NC	Will MORRIS	1:22.028	10:21:20.689	4	Hills Motorsport

#### Flag History

TYPE	TIME OF DAY
GREEN	10:08:32.863
SAFETY	10:14:04.080
GREEN	10:17:07.610
FINISH	10:23:33.078

#### Flag Statistics

TYPE	COUNT	TOTAL LAPS	TOTAL TIME
Green	2	9	13:26.919
Red	0	0	0.000
Safety Car	1	1	3:03.529
FCY	0	0	0.000

# MSVR Club Car Championships - Donington Park - 29th/30th June 2024

## Miata Trophy

### QUALIFYING - RACE 3 - STATISTICS

CLASS : NC

21 Starters

#### Fastest Lap History

NO	NAME	LAP TIME	TIME OF DAY	LAP	VEHICLE
29	Paul O'NEILL	1:25.838	10:10:34.706	1	Miller Motorsport
7	Alex MILLER	1:25.576	10:10:36.807	1	Miller Motorsport
29	Paul O'NEILL	1:22.756	10:11:57.462	2	Miller Motorsport
29	Paul O'NEILL	1:22.699	10:13:20.161	3	Miller Motorsport
17	Will MORRIS	1:22.575	10:19:58.663	3	Hills Motorsport
17	Will MORRIS	1:22.028	10:21:20.689	4	Hills Motorsport



# MSVR Club Car Championships - Donington Park - 29th/30th June 2024

## Miata Trophy

### QUALIFYING - RACE 3 - STATISTICS

CLASS : ND

1 Starters

#### Fastest Lap History

NO	NAME	LAP TIME	TIME OF DAY	LAP	VEHICLE
62	Kevin SILVAIN	<b>1:29.525</b>	10:10:41.143	1	BC Cars Motorsport
62	Kevin SILVAIN	<b>1:26.025</b>	10:12:07.162	2	BC Cars Motorsport
62	Kevin SILVAIN	<b>1:25.606</b>	10:13:32.790	3	BC Cars Motorsport
62	Kevin SILVAIN	<b>1:24.120</b>	10:18:58.855	6	BC Cars Motorsport
62	Kevin SILVAIN	<b>1:23.936</b>	10:24:37.168	10	BC Cars Motorsport

# MSVR Club Car Championships - Donington Park - 29th/30th June 2024

## Miata Trophy

### RACE 3 - CLASSIFICATION

Race Distance: 15 Laps / 29.68 miles

POS	NO	CL	PIC	NAME	ENTRY	LAPS	TIME	GAP	DIFF	MPH	BEST	ON	GRD	↑↓
1	8	NC	1	Aidan HILLS	Hills Motorsport	15	20:48.348			85.49	1:22.366	14	6	5
2	29	NC	2	Paul O'NEILL	Miller Motorsport	15	20:48.929	0.581	0.581	85.45	1:22.339	7	1	-1
3	5	NC	3	John LANGRIDGE	Miller Motorsport	15	20:57.081	8.733	8.152	84.90	1:23.121	4	8	5
4	17	NC	4	Will MORRIS	Hills Motorsport	15	20:57.307	8.959	0.226	84.89	1:22.734	6	2	-2
5	19	NC	5	David CHAPMAN	Paul Sheard Autosport	15	20:57.493	9.145	0.186	84.87	1:22.432	14	3	-2
6	1	NC	6	Declan LEE	Hills Motorsport	15	21:00.552	12.204	3.059	84.67	1:22.493	4	9	3
7	33	NC	7	Dillon STEPNEY	Mazda MX5	15	21:08.000	19.652	7.448	84.17	1:23.265	10	12	5
8	88	NC	8	Roan LUNDY	Hills Motorsport	15	21:10.594	22.246	2.594	84.00	1:22.859	3	22	14
9	26	NC	9	Drew FLETCHER	Hills Motorsport	15	21:13.254	24.906	2.660	83.82	1:23.347	8	4	-5
10	2	NC	10	John ROBINSON	Misty Racing	15	21:15.090	26.742	1.836	83.70	1:23.243	5	10	0
11	4	NC	11	Nicholas STOTT	Hills Motorsport	15	21:15.388	27.040	0.298	83.68	1:23.095	3	11	0
12	42	NC	12	Khali ATKINS	Hills Motorsports	15	21:18.660	30.312	3.272	83.47	1:23.120	11	5	-7
13	62	ND	1	Kevin SILVAIN	BC Cars Motorsport	15	21:19.024	30.676	0.364	83.44	1:23.328	11	23	10
14	55	NC	13	Simon FLEET	Jiffy Winks	15	21:20.845	32.497	1.821	83.33	1:23.948	8	15	1
15	28	NC	14	Jack HODGES	North West Racing	15	21:24.060	35.712	3.215	83.12	1:24.023	3	14	-1
16	40	NC	15	Raymond WORLEY	Boreham Motorsport	15	21:37.364	49.016	13.304	82.26	1:24.485	13	16	0
17	68	NC	16	Martin HEATH	Mtec Racing	15	21:38.371	50.023	1.007	82.20	1:25.022	12	13	-4
18	121	NC	17	Gary SMITH	On the spot racing	15	21:41.468	53.120	3.097	82.00	1:25.089	10	18	0
19	119	NC	18	Liz WALTON	Tucker Motorsport	15	21:47.276	58.928	5.808	81.64	1:25.316	4	17	-2
20	3	NC	19	Tjaart STEYN	Hills Motorsport	15	21:49.926	1:01.578	2.650	81.48	1:25.312	14	20	0
21	9	NC	20	Duncan HARRIS	D H R	15	21:56.072	1:07.724	6.146	81.09	1:26.160	6	21	0

#### NOT CLASSIFIED

DNF	24	NC		Marcus ROSSWELL-POTTS	Misty Racing	7	10:10.010	8 Laps	8 Laps	81.53	1:24.580	6	19	
DNF	7	NC		Alex MILLER	Miller Motorsport	3	4:55.753	12 Laps	4 Laps	71.80	1:25.082	2	7	

#### FASTEST LAP

29	NC			Paul O'NEILL	Miller Motorsport	7	1:22.339			86.52 mph			139.25 kph	
62	ND			Kevin SILVAIN	BC Cars Motorsport	11	1:23.328			85.50 mph			137.60 kph	

Weather / Track : Cloudy / Dry

These results are provisional until the conclusion of any judicial and technical matters.

Date: 29/06/2024 Start: 13:43 Finish: 14:04

Donington Park National: 1.9790 miles

Clerk Of Course: Ian Denyer

Stewards:

Timekeeper: Rob Cook



# MSVR Club Car Championships - Donington Park - 29th/30th June 2024

## Miata Trophy

### RACE 3 - LAP CHART

LAP 1 @ 13:45:20.456			LAP 2 @ 13:46:43.466			LAP 3 @ 13:48:06.857			LAP 4 @ 13:49:29.440			LAP 5 @ 13:50:52.297		
NO	BEHIND	LAP TIME	NO	BEHIND	LAP TIME	NO	BEHIND	LAP TIME	NO	BEHIND	LAP TIME	NO	BEHIND	LAP TIME
29		1:26.738	29		1:23.010	8		1:23.125	8		1:22.583	8		1:22.857
8	0.591	1:27.329	8	0.266	1:22.685	29	0.339	1:23.730	29	0.288	1:22.532	29	0.212	1:22.781
17	1.449	1:28.187	17	2.122	1:23.683	17	1.478	1:22.747	17	1.944	1:23.049	17	1.948	1:22.861
26	1.632	1:28.370	5	2.949	1:24.169	5	2.809	1:23.251	5	3.347	1:23.121	5	3.947	1:23.457
5	1.790	1:28.528	26	3.717	1:25.095	26	3.823	1:23.497	26	4.788	1:23.548	26	5.570	1:23.639
19	2.672	1:29.410	19	3.969	1:24.307	19	3.964	1:23.386	19	4.975	1:23.594	19	5.753	1:23.635
2	5.367	1:32.105	2	5.687	1:23.330	2	5.679	1:23.383	2	7.519	1:24.423	2	7.905	1:23.243
4	5.604	1:32.342	4	6.139	1:23.545	4	5.843	1:23.095	88	8.486	1:25.039	1	9.173	1:22.544
33	5.811	1:32.549	88	6.562	1:23.232	88	6.030	1:22.859	33	8.941	1:23.281	88	9.314	1:23.685
68	6.169	1:32.907	33	6.967	1:24.166	33	8.243	1:24.667	4	9.298	1:26.038	4	10.060	1:23.619
88	6.340	1:33.078	1	10.331	1:24.910	1	9.576	1:22.636	1	9.486	1:22.493	33	10.207	1:24.123
28	6.778	1:33.516	28	10.927	1:27.159	28	11.559	1:24.023	28	13.403	1:24.427	28	15.854	1:25.308
55	7.125	1:33.863	68	11.244	1:28.085	55	12.546	1:24.303	55	14.122	1:24.159	55	16.248	1:24.983
121	8.080	1:34.818	7	11.410	1:25.082	68	13.713	1:25.860	62	15.958	1:24.434	42	17.315	1:23.529
40	8.403	1:35.141	55	11.634	1:27.519	62	14.107	1:25.718	42	16.643	1:23.784	62	17.489	1:24.388
1	8.431	1:35.169	62	11.780	1:25.250	121	15.287	1:26.408	68	17.322	1:26.192	68	19.944	1:25.479
119	9.197	1:35.935	121	12.270	1:27.200	42	15.442	1:25.046	121	18.626	1:25.922	24	21.270	1:25.033
7	9.338	1:36.076	40	13.277	1:27.884	40	15.913	1:26.027	40	18.880	1:25.550	40	21.418	1:25.395
62	9.540	1:36.278	119	13.644	1:27.457	24	16.202	1:25.603	24	19.094	1:25.475	121	21.956	1:26.187
24	10.378	1:37.116	42	13.787	1:24.469	119	17.083	1:26.830	119	19.816	1:25.316	119	22.440	1:25.481
9	11.146	1:37.884	24	13.990	1:26.622	9	19.433	1:27.625	9	23.060	1:26.210	9	28.411	1:28.208
42	12.328	1:39.066	9	15.199	1:27.063	3	20.468	1:26.715	3	23.899	1:26.014	3	29.094	1:28.052
3	13.501	1:40.239	3	17.144	1:26.653	7	42.614	1:54.595 P						

# MSVR Club Car Championships - Donington Park - 29th/30th June 2024

## Miata Trophy

### RACE 3 - LAP CHART

LAP 6 @ 13:52:14.690			LAP 7 @ 13:53:37.059			LAP 8 @ 13:54:59.688			LAP 9 @ 13:56:23.454			LAP 10 @ 13:57:47.105		
NO	BEHIND	LAP TIME	NO	BEHIND	LAP TIME	NO	BEHIND	LAP TIME	NO	BEHIND	LAP TIME	NO	BEHIND	LAP TIME
8		1:22.393	8		1:22.369	8		1:22.629	8		1:23.766	8		1:23.651
29	0.389	1:22.570	29	0.359	1:22.339	29	0.350	1:22.620	29	0.376	1:23.792	29	0.505	1:23.780
17	2.289	1:22.734	17	2.918	1:22.998	17	3.412	1:23.123	17	3.478	1:23.832	17	3.472	1:23.645
5	4.776	1:23.222	5	5.627	1:23.220	5	6.272	1:23.274	5	5.895	1:23.389	5	5.605	1:23.361
26	7.422	1:24.245	19	8.753	1:23.460	19	9.042	1:22.918	19	9.481	1:24.205	19	10.074	1:24.244
19	7.662	1:24.302	2	10.634	1:23.886	1	12.964	1:24.790	1	13.111	1:23.913	1	12.392	1:22.932
2	9.117	1:23.605	1	10.803	1:22.853	2	13.100	1:25.095	2	14.566	1:25.232	33	14.409	1:23.265
1	10.319	1:23.539	88	11.372	1:23.219	33	14.356	1:24.041	33	14.795	1:24.205	2	15.384	1:24.469
88	10.522	1:23.601	33	12.944	1:23.280	26	15.343	1:23.347	26	15.254	1:23.677	26	15.637	1:24.034
33	12.033	1:24.219	26	14.625	1:29.572	4	16.307	1:23.786	4	16.306	1:23.765	4	16.950	1:24.295
4	12.406	1:24.739	4	15.150	1:25.113	88	16.527	1:27.784	88	16.809	1:24.048	88	17.103	1:23.945
55	18.281	1:24.426	42	20.204	1:23.808	55	22.165	1:23.948	42	23.722	1:25.126	42	24.221	1:24.150
42	18.765	1:23.843	55	20.846	1:24.934	42	22.362	1:24.787	55	24.302	1:25.903	62	24.722	1:23.858
28	19.146	1:25.685	28	21.231	1:24.454	28	22.898	1:24.296	62	24.515	1:25.135	55	25.531	1:24.880
62	19.574	1:24.478	62	21.456	1:24.251	62	23.146	1:24.319	28	26.129	1:26.997	28	27.673	1:25.195
68	22.777	1:25.226	24	26.669	1:25.581	68	32.252	1:27.405	40	35.617	1:26.285	40	37.168	1:25.202
24	23.457	1:24.580	68	27.476	1:27.068	40	33.098	1:27.686	68	35.911	1:27.425	68	37.562	1:25.302
40	24.145	1:25.120	40	28.041	1:26.265	121	33.246	1:27.508	121	36.657	1:27.177	121	38.095	1:25.089
121	24.807	1:25.244	121	28.367	1:25.929	119	33.447	1:27.117	119	39.164	1:29.483	119	43.178	1:27.665
119	25.469	1:25.422	119	28.959	1:25.859	3	39.734	1:26.031	3	42.547	1:26.579	3	46.268	1:27.372
9	32.178	1:26.160	3	36.332	1:26.104	9	41.419	1:26.305	9	45.057	1:27.404	9	48.235	1:26.829
3	32.597	1:25.896	9	37.743	1:27.934									

# MSVR Club Car Championships - Donington Park - 29th/30th June 2024

## Miata Trophy

### RACE 3 - LAP CHART

LAP 11 @ 13:59:10.345			LAP 12 @ 14:00:34.647			LAP 13 @ 14:01:57.230			LAP 14 @ 14:03:19.596			LAP 15 @ 14:04:42.066		
NO	BEHIND	LAP TIME	NO	BEHIND	LAP TIME	NO	BEHIND	LAP TIME	NO	BEHIND	LAP TIME	NO	BEHIND	LAP TIME
8		1:23.240	8		1:24.302	8		1:22.583	8		1:22.366	8		1:22.470
29	0.425	1:23.160	29	0.305	1:24.182	29	0.368	1:22.646	29	0.425	1:22.423	29	0.581	1:22.626
17	3.076	1:22.844	17	1.658	1:22.884	5	6.189	1:23.669	5	7.268	1:23.445	5	8.733	1:23.935
5	5.746	1:23.381	5	5.103	1:23.659	17	7.640	1:28.565	17	8.109	1:22.835	17	8.959	1:23.320
19	10.074	1:23.240	19	8.440	1:22.668	19	8.723	1:22.866	19	8.789	1:22.432	19	9.145	1:22.826
1	12.000	1:22.848	1	10.476	1:22.778	1	10.766	1:22.873	1	11.271	1:22.871	1	12.204	1:23.403
33	15.367	1:24.198	33	15.047	1:23.982	33	16.540	1:24.076	33	18.086	1:23.912	33	19.652	1:24.036
26	17.814	1:25.417	26	17.714	1:24.202	88	20.139	1:23.981	88	21.061	1:23.288	88	22.246	1:23.655
88	18.055	1:24.192	2	18.413	1:24.459	26	21.811	1:26.680	26	23.373	1:23.928	26	24.906	1:24.003
2	18.256	1:26.112	88	18.741	1:24.988	4	22.017	1:25.610	2	25.182	1:25.041	2	26.742	1:24.030
4	18.524	1:24.814	4	18.990	1:24.768	2	22.507	1:26.677	4	25.546	1:25.895	4	27.040	1:23.964
42	24.101	1:23.120	42	24.194	1:24.395	42	26.641	1:25.030	42	28.218	1:23.943	42	30.312	1:24.564
62	24.810	1:23.328	62	24.827	1:24.319	62	26.732	1:24.488	62	28.830	1:24.464	62	30.676	1:24.316
55	26.411	1:24.120	55	26.438	1:24.329	55	28.227	1:24.372	55	30.270	1:24.409	55	32.497	1:24.697
28	28.958	1:24.525	28	29.155	1:24.499	28	30.775	1:24.203	28	33.605	1:25.196	28	35.712	1:24.577
40	38.964	1:25.036	40	40.212	1:25.550	40	42.114	1:24.485	40	45.039	1:25.291	40	49.016	1:26.447
68	39.927	1:25.605	68	40.647	1:25.022	68	43.159	1:25.095	68	46.784	1:25.991	68	50.023	1:25.709
121	41.134	1:26.279	121	42.449	1:25.617	121	45.712	1:25.846	121	49.449	1:26.103	121	53.120	1:26.141
119	45.908	1:25.970	119	49.048	1:27.442	119	52.563	1:26.098	119	55.945	1:25.748	119	58.928	1:25.453
3	49.815	1:26.787	3	51.187	1:25.674	3	54.430	1:25.826	3	57.376	1:25.312	3	1:01.578	1:26.672
9	51.957	1:26.962	9	54.350	1:26.695	9	58.694	1:26.927	9	1:03.230	1:26.902	9	1:07.724	1:26.964

# MSVR Club Car Championships - Donington Park - 29th/30th June 2024

## Miata Trophy

### RACE 3 - POSITION CHART

No	Name	Lap Pos															
			1	2	3	4	5	6	7	8	9	10	11	12	13	14	15
29	O'NEILL	1	29	29	8	8	8	8	8	8	8	8	8	8	8	8	8
17	MORRIS	2	8	8	29	29	29	29	29	29	29	29	29	29	29	29	29
19	CHAPMAN	3	17	17	17	17	17	17	17	17	17	17	17	17	5	5	5
26	FLETCHER	4	26	5	5	5	5	5	5	5	5	5	5	5	17	17	17
42	ATKINS	5	5	26	26	26	26	26	19	19	19	19	19	19	19	19	19
8	HILLS	6	19	19	19	19	19	19	2	1	1	1	1	1	1	1	1
7	MILLER	7	2	2	2	2	2	2	1	2	2	33	33	33	33	33	33
5	LANGRIDGE	8	4	4	4	88	1	1	88	33	33	2	26	26	88	88	88
1	LEE	9	33	88	88	33	88	88	33	26	26	26	88	2	26	26	26
2	ROBINSON	10	68	33	33	4	4	33	26	4	4	4	2	88	4	2	2
4	STOTT	11	88	1	1	1	33	4	4	88	88	88	4	4	2	4	4
33	STEPNEY	12	28	28	28	28	28	55	42	55	42	42	42	42	42	42	42
68	HEATH	13	55	68	55	55	55	42	55	42	55	62	62	62	62	62	62
28	HODGES	14	121	7	68	62	42	28	28	28	62	55	55	55	55	55	55
55	FLEET	15	40	55	62	42	62	62	62	62	28	28	28	28	28	28	28
40	WORLEY	16	1	62	121	68	68	68	24	68	40	40	40	40	40	40	40
119	WALTON	17	119	121	42	121	24	24	68	40	68	68	68	68	68	68	68
121	SMITH	18	7	40	40	40	40	40	40	121	121	121	121	121	121	121	121
24	ROSSWELL-POTTS	19	62	119	24	24	121	121	121	119	119	119	119	119	119	119	119
3	STEYN	20	24	42	119	119	119	119	119	3	3	3	3	3	3	3	3
9	HARRIS	21	9	24	9	9	9	9	3	9	9	9	9	9	9	9	9
88	LUNDY	22	42	9	3	3	3	3	9								
62	SILVAIN	23	3	3	7												

# MSVR Club Car Championships - Donington Park - 29th/30th June 2024

## Miata Trophy

### RACE 3 - LAP ANALYSIS

DIFF = Difference To Personal Best Lap

P1 8 Aidan HILLS				
LAP	LAP TIME	DIFF	MPH	TIME OF DAY
1 -	1:27.329	4.963	81.58	13:45:21.047
2 -	1:22.685	0.319	86.16	13:46:43.732
3 -	1:23.125	0.759	85.70	13:48:06.857
4 -	1:22.583	0.217	86.27	13:49:29.440
5 -	1:22.857	0.491	85.98	13:50:52.297
6 -	1:22.393 (3)	0.027	86.47	13:52:14.690
7 -	1:22.369 (2)	0.003	86.49	13:53:37.059
8 -	1:22.629	0.263	86.22	13:54:59.688
9 -	1:23.766	1.400	85.05	13:56:23.454
10 -	1:23.651	1.285	85.17	13:57:47.105
11 -	1:23.240	0.874	85.59	13:59:10.345
12 -	1:24.302	1.936	84.51	14:00:34.647
13 -	1:22.583	0.217	86.27	14:01:57.230
<b>14 -</b>	<b>1:22.366 (1)</b>		<b>86.49</b>	<b>14:03:19.596</b>
15 -	1:22.470	0.104	86.39	14:04:42.066

P2 29 Paul O'NEILL				
LAP	LAP TIME	DIFF	MPH	TIME OF DAY
1 -	1:26.738	4.399	82.13	13:45:20.456
2 -	1:23.010	0.671	85.82	13:46:43.466
3 -	1:23.730	1.391	85.09	13:48:07.196
4 -	1:22.532 (3)	0.193	86.32	13:49:29.728
5 -	1:22.781	0.442	86.06	13:50:52.509
6 -	1:22.570	0.231	86.28	13:52:15.079
<b>7 -</b>	<b>1:22.339 (1)</b>		<b>86.52</b>	<b>13:53:37.418</b>
8 -	1:22.620	0.281	86.23	13:55:00.038
9 -	1:23.792	1.453	85.02	13:56:23.830
10 -	1:23.780	1.441	85.03	13:57:47.610
11 -	1:23.160	0.821	85.67	13:59:10.770
12 -	1:24.182	1.843	84.63	14:00:34.952
13 -	1:22.646	0.307	86.20	14:01:57.598
14 -	1:22.423 (2)	0.084	86.43	14:03:20.021
15 -	1:22.626	0.287	86.22	14:04:42.647

P3 5 John LANGRIDGE				
LAP	LAP TIME	DIFF	MPH	TIME OF DAY
1 -	1:28.528	5.407	80.47	13:45:22.246
2 -	1:24.169	1.048	84.64	13:46:46.415
3 -	1:23.251	0.130	85.58	13:48:09.666
<b>4 -</b>	<b>1:23.121 (1)</b>		<b>85.71</b>	<b>13:49:32.787</b>
5 -	1:23.457	0.336	85.36	13:50:56.244
6 -	1:23.222 (3)	0.101	85.61	13:52:19.466
7 -	1:23.220 (2)	0.099	85.61	13:53:42.686
8 -	1:23.274	0.153	85.55	13:55:05.960
9 -	1:23.389	0.268	85.43	13:56:29.349
10 -	1:23.361	0.240	85.46	13:57:52.710
11 -	1:23.381	0.260	85.44	13:59:16.091
12 -	1:23.659	0.538	85.16	14:00:39.750
13 -	1:23.669	0.548	85.15	14:02:03.419
14 -	1:23.445	0.324	85.38	14:03:26.864
15 -	1:23.935	0.814	84.88	14:04:50.799

P4 17 Will MORRIS				
LAP	LAP TIME	DIFF	MPH	TIME OF DAY
1 -	1:28.187	5.453	80.78	13:45:21.905
2 -	1:23.683	0.949	85.13	13:46:45.588
3 -	1:22.747 (2)	0.013	86.10	13:48:08.335
4 -	1:23.049	0.315	85.78	13:49:31.384
5 -	1:22.861	0.127	85.98	13:50:54.245
<b>6 -</b>	<b>1:22.734 (1)</b>		<b>86.11</b>	<b>13:52:16.979</b>

DIFF = Difference To Personal Best Lap

7 -	1:22.998	0.264	85.84	13:53:39.977
8 -	1:23.123	0.389	85.71	13:55:03.100
9 -	1:23.832	1.098	84.98	13:56:26.932
10 -	1:23.645	0.911	85.17	13:57:50.577
11 -	1:22.844	0.110	86.00	13:59:13.421
12 -	1:22.884	0.150	85.95	14:00:36.305
13 -	1:28.565	5.831	80.44	14:02:04.870
14 -	1:22.835 (3)	0.101	86.01	14:03:27.705
15 -	1:23.320	0.586	85.50	14:04:51.025

P5 19 David CHAPMAN				
LAP	LAP TIME	DIFF	MPH	TIME OF DAY
1 -	1:29.410	6.978	79.68	13:45:23.128
2 -	1:24.307	1.875	84.50	13:46:47.435
3 -	1:23.386	0.954	85.44	13:48:10.821
4 -	1:23.594	1.162	85.22	13:49:34.415
5 -	1:23.635	1.203	85.18	13:50:58.050
6 -	1:24.302	1.870	84.51	13:52:22.352
7 -	1:23.460	1.028	85.36	13:53:45.812
8 -	1:22.918	0.486	85.92	13:55:08.730
9 -	1:24.205	1.773	84.61	13:56:32.935
10 -	1:24.244	1.812	84.57	13:57:57.179
11 -	1:23.240	0.808	85.59	13:59:20.419
12 -	1:22.668 (2)	0.236	86.18	14:00:43.087
13 -	1:22.866	0.434	85.97	14:02:05.953
<b>14 -</b>	<b>1:22.432 (1)</b>		<b>86.43</b>	<b>14:03:28.385</b>
15 -	1:22.826 (3)	0.394	86.01	14:04:51.211

P6 1 Declan LEE				
LAP	LAP TIME	DIFF	MPH	TIME OF DAY
1 -	1:35.169	12.676	74.86	13:45:28.887
2 -	1:24.910	2.417	83.90	13:46:53.797
3 -	1:22.636 (3)	0.143	86.21	13:48:16.433
<b>4 -</b>	<b>1:22.493 (1)</b>		<b>86.36</b>	<b>13:49:38.926</b>
5 -	1:22.544 (2)	0.051	86.31	13:51:01.470
6 -	1:23.539	1.046	85.28	13:52:25.009
7 -	1:22.853	0.360	85.99	13:53:47.862
8 -	1:24.790	2.297	84.02	13:55:12.652
9 -	1:23.913	1.420	84.90	13:56:36.565
10 -	1:22.932	0.439	85.90	13:57:59.497
11 -	1:22.848	0.355	85.99	13:59:22.345
12 -	1:22.778	0.285	86.06	14:00:45.123
13 -	1:22.873	0.380	85.97	14:02:07.996
14 -	1:22.871	0.378	85.97	14:03:30.867
15 -	1:23.403	0.910	85.42	14:04:54.270

P7 33 Dillon STEPNEY				
LAP	LAP TIME	DIFF	MPH	TIME OF DAY
1 -	1:32.549	9.284	76.98	13:45:26.267
2 -	1:24.166	0.901	84.64	13:46:50.433
3 -	1:24.667	1.402	84.14	13:48:15.100
4 -	1:23.281 (3)	0.016	85.54	13:49:38.381
5 -	1:24.123	0.858	84.69	13:51:02.504
6 -	1:24.219	0.954	84.59	13:52:26.723
7 -	1:23.280 (2)	0.015	85.55	13:53:50.003
8 -	1:24.041	0.776	84.77	13:55:14.044
9 -	1:24.205	0.940	84.61	13:56:38.249
<b>10 -</b>	<b>1:23.265 (1)</b>		<b>85.56</b>	<b>13:58:01.514</b>
11 -	1:24.198	0.933	84.61	13:59:25.712
12 -	1:23.982	0.717	84.83	14:00:49.694
13 -	1:24.076	0.811	84.74	14:02:13.770
14 -	1:23.912	0.647	84.90	14:03:37.682
15 -	1:24.036	0.771	84.78	14:05:01.718

# MSVR Club Car Championships - Donington Park - 29th/30th June 2024

## Miata Trophy

### RACE 3 - LAP ANALYSIS

DIFF = Difference To Personal Best Lap

P8 88 Roan LUNDY				
LAP	LAP TIME	DIFF	MPH	TIME OF DAY
1 -	1:33.078	10.219	76.54	13:45:26.796
2 -	1:23.232 (3)	0.373	85.59	13:46:50.028
3 -	<b>1:22.859 (1)</b>		<b>85.98</b>	<b>13:48:12.887</b>
4 -	1:25.039	2.180	83.78	13:49:37.926
5 -	1:23.685	0.826	85.13	13:51:01.611
6 -	1:23.601	0.742	85.22	13:52:25.212
7 -	1:23.219 (2)	0.360	85.61	13:53:48.431
8 -	1:27.784	4.925	81.16	13:55:16.215
9 -	1:24.048	1.189	84.76	13:56:40.263
10 -	1:23.945	1.086	84.87	13:58:04.208
11 -	1:24.192	1.333	84.62	13:59:28.400
12 -	1:24.988	2.129	83.83	14:00:53.388
13 -	1:23.981	1.122	84.83	14:02:17.369
14 -	1:23.288	0.429	85.54	14:03:40.657
15 -	1:23.655	0.796	85.16	14:05:04.312

P9 26 Drew FLETCHER				
LAP	LAP TIME	DIFF	MPH	TIME OF DAY
1 -	1:28.370	5.023	80.62	13:45:22.088
2 -	1:25.095	1.748	83.72	13:46:47.183
3 -	1:23.497 (2)	0.150	85.32	13:48:10.680
4 -	1:23.548 (3)	0.201	85.27	13:49:34.228
5 -	1:23.639	0.292	85.18	13:50:57.867
6 -	1:24.245	0.898	84.57	13:52:22.112
7 -	1:29.572	6.225	79.54	13:53:51.684
8 -	<b>1:23.347 (1)</b>		<b>85.48</b>	<b>13:55:15.031</b>
9 -	1:23.677	0.330	85.14	13:56:38.708
10 -	1:24.034	0.687	84.78	13:58:02.742
11 -	1:25.417	2.070	83.41	13:59:28.159
12 -	1:24.202	0.855	84.61	14:00:52.361
13 -	1:26.680	3.333	82.19	14:02:19.041
14 -	1:23.928	0.581	84.88	14:03:42.969
15 -	1:24.003	0.656	84.81	14:05:06.972

P10 2 John ROBINSON				
LAP	LAP TIME	DIFF	MPH	TIME OF DAY
1 -	1:32.105	8.862	77.35	13:45:25.823
2 -	1:23.330 (2)	0.087	85.49	13:46:49.153
3 -	1:23.383 (3)	0.140	85.44	13:48:12.536
4 -	1:24.423	1.180	84.39	13:49:36.959
5 -	<b>1:23.243 (1)</b>		<b>85.58</b>	<b>13:51:00.202</b>
6 -	1:23.605	0.362	85.21	13:52:23.807
7 -	1:23.886	0.643	84.93	13:53:47.693
8 -	1:25.095	1.852	83.72	13:55:12.788
9 -	1:25.232	1.989	83.59	13:56:38.020
10 -	1:24.469	1.226	84.34	13:58:02.489
11 -	1:26.112	2.869	82.73	13:59:28.601
12 -	1:24.459	1.216	84.35	14:00:53.060
13 -	1:26.677	3.434	82.19	14:02:19.737
14 -	1:25.041	1.798	83.77	14:03:44.778
15 -	1:24.030	0.787	84.78	14:05:08.808

P11 4 Nicholas STOTT				
LAP	LAP TIME	DIFF	MPH	TIME OF DAY
1 -	1:32.342	9.247	77.15	13:45:26.060
2 -	1:23.545 (2)	0.450	85.27	13:46:49.605
3 -	<b>1:23.095 (1)</b>		<b>85.74</b>	<b>13:48:12.700</b>
4 -	1:26.038	2.943	82.80	13:49:38.738
5 -	1:23.619 (3)	0.524	85.20	13:51:02.357
6 -	1:24.739	1.644	84.07	13:52:27.096

DIFF = Difference To Personal Best Lap

7 -	1:25.113	2.018	83.70	13:53:52.209
8 -	1:23.786	0.691	85.03	13:55:15.995
9 -	1:23.765	0.670	85.05	13:56:39.760
10 -	1:24.295	1.200	84.52	13:58:04.055
11 -	1:24.814	1.719	84.00	13:59:28.869
12 -	1:24.768	1.673	84.04	14:00:53.637
13 -	1:25.610	2.515	83.22	14:02:19.247
14 -	1:25.895	2.800	82.94	14:03:45.142
15 -	1:23.964	0.869	84.85	14:05:09.106

P12 42 Khali ATKINS				
LAP	LAP TIME	DIFF	MPH	TIME OF DAY
1 -	1:39.066	15.946	71.91	13:45:32.784
2 -	1:24.469	1.349	84.34	13:46:57.253
3 -	1:25.046	1.926	83.77	13:48:22.299
4 -	1:23.784 (3)	0.664	85.03	13:49:46.083
5 -	1:23.529 (2)	0.409	85.29	13:51:09.612
6 -	1:23.843	0.723	84.97	13:52:33.455
7 -	1:23.808	0.688	85.01	13:53:57.263
8 -	1:24.787	1.667	84.02	13:55:22.050
9 -	1:25.126	2.006	83.69	13:56:47.176
10 -	1:24.150	1.030	84.66	13:58:11.326
11 -	<b>1:23.120 (1)</b>		<b>85.71</b>	<b>13:59:34.446</b>
12 -	1:24.395	1.275	84.42	14:00:58.841
13 -	1:25.030	1.910	83.78	14:02:23.871
14 -	1:23.943	0.823	84.87	14:03:47.814
15 -	1:24.564	1.444	84.25	14:05:12.378

P13 62 Kevin SILVAIN				
LAP	LAP TIME	DIFF	MPH	TIME OF DAY
1 -	1:36.278	12.950	74.00	13:45:29.996
2 -	1:25.250	1.922	83.57	13:46:55.246
3 -	1:25.718	2.390	83.11	13:48:20.964
4 -	1:24.434	1.106	84.38	13:49:45.398
5 -	1:24.388	1.060	84.42	13:51:09.786
6 -	1:24.478	1.150	84.33	13:52:34.264
7 -	1:24.251 (3)	0.923	84.56	13:53:58.515
8 -	1:24.319	0.991	84.49	13:55:22.834
9 -	1:25.135	1.807	83.68	13:56:47.969
10 -	1:23.858 (2)	0.530	84.96	13:58:11.827
11 -	<b>1:23.328 (1)</b>		<b>85.50</b>	<b>13:59:35.155</b>
12 -	1:24.319	0.991	84.49	14:00:59.474
13 -	1:24.488	1.160	84.32	14:02:23.962
14 -	1:24.464	1.136	84.35	14:03:48.426
15 -	1:24.316	0.988	84.49	14:05:12.742

P14 55 Simon FLEET				
LAP	LAP TIME	DIFF	MPH	TIME OF DAY
1 -	1:33.863	9.915	75.90	13:45:27.581
2 -	1:27.519	3.571	81.40	13:46:55.100
3 -	1:24.303	0.355	84.51	13:48:19.403
4 -	1:24.159 (3)	0.211	84.65	13:49:43.562
5 -	1:24.983	1.035	83.83	13:51:08.545
6 -	1:24.426	0.478	84.38	13:52:32.971
7 -	1:24.934	0.986	83.88	13:53:57.905
8 -	<b>1:23.948 (1)</b>		<b>84.86</b>	<b>13:55:21.853</b>
9 -	1:25.903	1.955	82.93	13:56:47.756
10 -	1:24.880	0.932	83.93	13:58:12.636
11 -	1:24.120 (2)	0.172	84.69	13:59:36.756
12 -	1:24.329	0.381	84.48	14:01:01.085
13 -	1:24.372	0.424	84.44	14:02:25.457
14 -	1:24.409	0.461	84.40	14:03:49.866
15 -	1:24.697	0.749	84.11	14:05:14.563



# MSVR Club Car Championships - Donington Park - 29th/30th June 2024

## Miata Trophy

### RACE 3 - LAP ANALYSIS

DIFF = Difference To Personal Best Lap

P15 28 Jack HODGES				
LAP	LAP TIME	DIFF	MPH	TIME OF DAY
1 -	1:33.516	9.493	76.18	13:45:27.234
2 -	1:27.159	3.136	81.74	13:46:54.393
<b>3 -</b>	<b>1:24.023 (1)</b>		<b>84.79</b>	<b>13:48:18.416</b>
4 -	1:24.427	0.404	84.38	13:49:42.843
5 -	1:25.308	1.285	83.51	13:51:08.151
6 -	1:25.685	1.662	83.14	13:52:33.836
7 -	1:24.454	0.431	84.36	13:53:58.290
8 -	1:24.296 (3)	0.273	84.51	13:55:22.586
9 -	1:26.997	2.974	81.89	13:56:49.583
10 -	1:25.195	1.172	83.62	13:58:14.778
11 -	1:24.525	0.502	84.29	13:59:39.303
12 -	1:24.499	0.476	84.31	14:01:03.802
13 -	1:24.203 (2)	0.180	84.61	14:02:28.005
14 -	1:25.196	1.173	83.62	14:03:53.201
15 -	1:24.577	0.554	84.23	14:05:17.778

P16 40 Raymond WORLEY				
LAP	LAP TIME	DIFF	MPH	TIME OF DAY
1 -	1:35.141	10.656	74.88	13:45:28.859
2 -	1:27.884	3.399	81.06	13:46:56.743
3 -	1:26.027	1.542	82.81	13:48:22.770
4 -	1:25.550	1.065	83.28	13:49:48.320
5 -	1:25.395	0.910	83.43	13:51:13.715
6 -	1:25.120 (3)	0.635	83.70	13:52:38.835
7 -	1:26.265	1.780	82.59	13:54:05.100
8 -	1:27.686	3.201	81.25	13:55:32.786
9 -	1:26.285	1.800	82.57	13:56:59.071
10 -	1:25.202	0.717	83.62	13:58:24.273
11 -	1:25.036 (2)	0.551	83.78	13:59:49.309
12 -	1:25.550	1.065	83.28	14:01:14.859
<b>13 -</b>	<b>1:24.485 (1)</b>		<b>84.33</b>	<b>14:02:39.344</b>
14 -	1:25.291	0.806	83.53	14:04:04.635
15 -	1:26.447	1.962	82.41	14:05:31.082

P17 68 Martin HEATH				
LAP	LAP TIME	DIFF	MPH	TIME OF DAY
1 -	1:32.907	7.885	76.68	13:45:26.625
2 -	1:28.085	3.063	80.88	13:46:54.710
3 -	1:25.860	0.838	82.97	13:48:20.570
4 -	1:26.192	1.170	82.66	13:49:46.762
5 -	1:25.479	0.457	83.34	13:51:12.241
6 -	1:25.226 (3)	0.204	83.59	13:52:37.467
7 -	1:27.068	2.046	81.82	13:54:04.535
8 -	1:27.405	2.383	81.51	13:55:31.940
9 -	1:27.425	2.403	81.49	13:56:59.365
10 -	1:25.302	0.280	83.52	13:58:24.667
11 -	1:25.605	0.583	83.22	13:59:50.272
<b>12 -</b>	<b>1:25.022 (1)</b>		<b>83.79</b>	<b>14:01:15.294</b>
13 -	1:25.095 (2)	0.073	83.72	14:02:40.389
14 -	1:25.991	0.969	82.85	14:04:06.380
15 -	1:25.709	0.687	83.12	14:05:32.089

P18 121 Gary SMITH				
LAP	LAP TIME	DIFF	MPH	TIME OF DAY
1 -	1:34.818	9.729	75.13	13:45:28.536
2 -	1:27.200	2.111	81.70	13:46:55.736
3 -	1:26.408	1.319	82.45	13:48:22.144
4 -	1:25.922	0.833	82.91	13:49:48.066
5 -	1:26.187	1.098	82.66	13:51:14.253
6 -	1:25.244 (2)	0.155	83.57	13:52:39.497

DIFF = Difference To Personal Best Lap

7 -	1:25.929	0.840	82.91	13:54:05.426
8 -	1:27.508	2.419	81.41	13:55:32.934
9 -	1:27.177	2.088	81.72	13:57:00.111
<b>10 -</b>	<b>1:25.089 (1)</b>		<b>83.73</b>	<b>13:58:25.200</b>
11 -	1:26.279	1.190	82.57	13:59:51.479
12 -	1:25.617 (3)	0.528	83.21	14:01:17.096
13 -	1:25.846	0.757	82.99	14:02:42.942
14 -	1:26.103	1.014	82.74	14:04:09.045
15 -	1:26.141	1.052	82.70	14:05:35.186

P19 119 Liz WALTON				
LAP	LAP TIME	DIFF	MPH	TIME OF DAY
1 -	1:35.935	10.619	74.26	13:45:29.653
2 -	1:27.457	2.141	81.46	13:46:57.110
3 -	1:26.830	1.514	82.05	13:48:23.940
<b>4 -</b>	<b>1:25.316 (1)</b>		<b>83.50</b>	<b>13:49:49.256</b>
5 -	1:25.481	0.165	83.34	13:51:14.737
6 -	1:25.422 (2)	0.106	83.40	13:52:40.159
7 -	1:25.859	0.543	82.98	13:54:06.018
8 -	1:27.117	1.801	81.78	13:55:33.135
9 -	1:29.483	4.167	79.62	13:57:02.618
10 -	1:27.665	2.349	81.27	13:58:30.283
11 -	1:25.970	0.654	82.87	13:59:56.253
12 -	1:27.442	2.126	81.47	14:01:23.695
13 -	1:26.098	0.782	82.75	14:02:49.793
14 -	1:25.748	0.432	83.08	14:04:15.541
15 -	1:25.453 (3)	0.137	83.37	14:05:40.994

P20 3 Tjaart STEYN				
LAP	LAP TIME	DIFF	MPH	TIME OF DAY
1 -	1:40.239	14.927	71.07	13:45:33.957
2 -	1:26.653	1.341	82.22	13:47:00.610
3 -	1:26.715	1.403	82.16	13:48:27.325
4 -	1:26.014	0.702	82.83	13:49:53.339
5 -	1:28.052	2.740	80.91	13:51:21.391
6 -	1:25.896	0.584	82.94	13:52:47.287
7 -	1:26.104	0.792	82.74	13:54:13.391
8 -	1:26.031	0.719	82.81	13:55:39.422
9 -	1:26.579	1.267	82.29	13:57:06.001
10 -	1:27.372	2.060	81.54	13:58:33.373
11 -	1:26.787	1.475	82.09	14:00:00.160
12 -	1:25.674 (2)	0.362	83.15	14:01:25.834
13 -	1:25.826 (3)	0.514	83.01	14:02:51.660
<b>14 -</b>	<b>1:25.312 (1)</b>		<b>83.51</b>	<b>14:04:16.972</b>
15 -	1:26.672	1.360	82.20	14:05:43.644

P21 9 Duncan HARRIS				
LAP	LAP TIME	DIFF	MPH	TIME OF DAY
1 -	1:37.884	11.724	72.78	13:45:31.602
2 -	1:27.063	0.903	81.83	13:46:58.665
3 -	1:27.625	1.465	81.30	13:48:26.290
4 -	1:26.210 (2)	0.050	82.64	13:49:52.500
5 -	1:28.208	2.048	80.77	13:51:20.708
<b>6 -</b>	<b>1:26.160 (1)</b>		<b>82.69</b>	<b>13:52:46.868</b>
7 -	1:27.934	1.774	81.02	13:54:14.802
8 -	1:26.305 (3)	0.145	82.55	13:55:41.107
9 -	1:27.404	1.244	81.51	13:57:08.511
10 -	1:26.829	0.669	82.05	13:58:35.340
11 -	1:26.962	0.802	81.92	14:00:02.302
12 -	1:26.695	0.535	82.18	14:01:28.997
13 -	1:26.927	0.767	81.96	14:02:55.924
14 -	1:26.902	0.742	81.98	14:04:22.826
15 -	1:26.964	0.804	81.92	14:05:49.790

# MSVR Club Car Championships - Donington Park - 29th/30th June 2024

## Miata Trophy

### RACE 3 - LAP ANALYSIS

DIFF = Difference To Personal Best Lap

<b>P22 24 Marcus ROSSWELL-POTTS</b>				
LAP	LAP TIME	DIFF	MPH	TIME OF DAY
1 -	1:37.116	12.536	73.36	13:45:30.834
2 -	1:26.622	2.042	82.24	13:46:57.456
3 -	1:25.603	1.023	83.22	13:48:23.059
4 -	1:25.475 <b>(3)</b>	0.895	83.35	13:49:48.534
5 -	1:25.033 <b>(2)</b>	0.453	83.78	13:51:13.567
<b>6 -</b>	<b>1:24.580 (1)</b>		<b>84.23</b>	<b>13:52:38.147</b>
7 -	1:25.581	1.001	83.25	13:54:03.728

<b>P23 7 Alex MILLER</b>				
LAP	LAP TIME	DIFF	MPH	TIME OF DAY
1 -	1:36.076	10.994	74.15	13:45:29.794
<b>2 -</b>	<b>1:25.082 (1)</b>		<b>83.73</b>	<b>13:46:54.876</b>
3 -	1:54.595 <b>P</b>	29.513	62.17	13:48:49.471

# MSVR Club Car Championships - Donington Park - 29th/30th June 2024

## Miata Trophy

### RACE 3 - STATISTICS

<b>Competitors Started</b>	23
<b>Planned Start</b>	2024-06-29 @ 13:30:00.000
<b>Actual Start</b>	2024-06-29 @ 13:43:53.717
<b>Finish Time</b>	2024-06-29 @ 14:04:40.066
<b>Track Length</b>	1.9790mi.
<b>Total Laps</b>	325
<b>Total Distance Covered</b>	643.1968mi.

#### Session Fastest Lap History

NO	CL	NAME	LAP TIME	TIME OF DAY	LAP	VEHICLE
29	NC	Paul O'NEILL	1:23.010	13:46:43.480	2	Miller Motorsport
8	NC	Aidan HILLS	1:22.685	13:46:43.783	2	Hills Motorsport
1	NC	Declan LEE	1:22.636	13:48:16.444	3	Hills Motorsport
8	NC	Aidan HILLS	1:22.583	13:49:29.504	4	Hills Motorsport
29	NC	Paul O'NEILL	1:22.532	13:49:29.742	4	Miller Motorsport
1	NC	Declan LEE	1:22.493	13:49:38.936	4	Hills Motorsport
8	NC	Aidan HILLS	1:22.393	13:52:14.715	6	Hills Motorsport
8	NC	Aidan HILLS	1:22.369	13:53:37.109	7	Hills Motorsport
29	NC	Paul O'NEILL	1:22.339	13:53:37.432	7	Miller Motorsport

#### Session Leader History

NO	CL	NAME	FROM LAP	LAPS LED	DISTANCE	VEHICLE
29	NC	Paul O'NEILL	1	2	3.92 miles	Miller Motorsport
8	NC	Aidan HILLS	3	13	25.72 miles	Hills Motorsport

#### Flag History

TYPE	TIME OF DAY
GREEN	13:43:53.717
FINISH	14:04:40.066

#### Flag Statistics

TYPE	COUNT	TOTAL LAPS	TOTAL TIME
Green	1	15	22:20.926
Red	0	0	0.000
Safety Car	0	0	0.000
FCY	0	0	0.000

# MSVR Club Car Championships - Donington Park - 29th/30th June 2024

## Miata Trophy

### RACE 3 - STATISTICS

CLASS : NC

22 Starters

#### Fastest Lap History

NO	NAME	LAP TIME	TIME OF DAY	LAP	VEHICLE
29	Paul O'NEILL	1:23.010	13:46:43.480	2	Miller Motorsport
8	Aidan HILLS	1:22.685	13:46:43.783	2	Hills Motorsport
1	Declan LEE	1:22.636	13:48:16.444	3	Hills Motorsport
8	Aidan HILLS	1:22.583	13:49:29.504	4	Hills Motorsport
29	Paul O'NEILL	1:22.532	13:49:29.742	4	Miller Motorsport
1	Declan LEE	1:22.493	13:49:38.936	4	Hills Motorsport
8	Aidan HILLS	1:22.393	13:52:14.715	6	Hills Motorsport
8	Aidan HILLS	1:22.369	13:53:37.109	7	Hills Motorsport
29	Paul O'NEILL	1:22.339	13:53:37.432	7	Miller Motorsport

#### Leader History

NO	NAME	FROM LAP	LAPS LED	DISTANCE	VEHICLE
29	Paul O'NEILL	1	2	3.92 miles	Miller Motorsport
8	Aidan HILLS	3	13	25.72 miles	Hills Motorsport

# MSVR Club Car Championships - Donington Park - 29th/30th June 2024

## Miata Trophy

### RACE 3 - STATISTICS

CLASS : ND

1 Starters

#### Fastest Lap History

NO	NAME	LAP TIME	TIME OF DAY	LAP	VEHICLE
62	Kevin SILVAIN	1:25.250	13:46:55.289	2	BC Cars Motorsport
62	Kevin SILVAIN	1:24.434	13:49:45.467	4	BC Cars Motorsport
62	Kevin SILVAIN	1:24.388	13:51:09.838	5	BC Cars Motorsport
62	Kevin SILVAIN	1:24.251	13:53:58.565	7	BC Cars Motorsport
62	Kevin SILVAIN	1:23.858	13:58:11.890	10	BC Cars Motorsport
62	Kevin SILVAIN	1:23.328	13:59:35.215	11	BC Cars Motorsport


#### Leader History

NO	NAME	FROM LAP	LAPS LED	DISTANCE	VEHICLE
62	Kevin SILVAIN	1	15	29.64 miles	BC Cars Motorsport

# MSVR Club Car Championships - Donington Park - 29th/30th June 2024

## Miata Trophy

### RACE 3 - GRID (20 minutes)

ROW 14		1:23.948 27 <b>62</b> Kevin SILVAIN	
ROW 13			
ROW 12			
ROW 11	21 <b>9</b> Duncan HARRIS 1:27.283		22 <b>88</b> Roan LUNDY
ROW 10		19 <b>24</b> Marcus ROSSWELL-POTTS 1:25.557	20 <b>3</b> Tjaart STEYN 1:26.314
ROW 9	17 <b>119</b> Liz WALTON 1:24.928		18 <b>121</b> Gary SMITH 1:25.474
ROW 8		15 <b>55</b> Simon FLEET 1:24.371	16 <b>40</b> Raymond WORLEY 1:24.530
ROW 7	13 <b>68</b> Martin HEATH 1:24.097		14 <b>28</b> Jack HODGES 1:24.101
ROW 6		11 <b>4</b> Nicholas STOTT 1:23.399	12 <b>33</b> Dillon STEPNEY 1:23.837
ROW 5	9 <b>1</b> Declan LEE 1:22.943		10 <b>2</b> John ROBINSON 1:23.076
ROW 4		7 <b>7</b> Alex MILLER 1:22.856	8 <b>5</b> John LANGRIDGE 1:22.872
ROW 3	5 <b>42</b> Khali ATKINS 1:23.176		6 <b>8</b> Aidan HILLS 1:22.844
ROW 2		3 <b>19</b> David CHAPMAN 1:23.045	4 <b>26</b> Drew FLETCHER 1:23.113
ROW 1	1 <b>29</b> Paul O'NEILL 1:22.529		2 <b>17</b> Will MORRIS 1:22.840
<b>Pole</b>			
			

These results are provisional until the conclusion of any judicial and technical matters.

Donington Park National: 1.9790 miles

Clerk Of Course: Ian Denyer

Stewards:


Timekeeper: Rob Cook



# MSVR Club Car Championships - Donington Park - 29th/30th June 2024

## Miata Trophy

### RACE 9 - GRID (20 minutes) - AMENDED

ROW 14	27	<b>62</b> Kevin SILVAIN	
ROW 13			
ROW 12			
ROW 11	21	<b>24</b> Marcus ROSSWELL-POTTS	22 <b>7</b> Alex MILLER
ROW 10	19	<b>3</b> Tjaart STEYN	20 <b>9</b> Duncan HARRIS
ROW 9	17	<b>121</b> Gary SMITH	18 <b>119</b> Liz WALTON
ROW 8	15	<b>2</b> John ROBINSON	16 <b>68</b> Martin HEATH
ROW 7	13	<b>28</b> Jack HODGES	14 <b>40</b> Raymond WORLEY
ROW 6	11	<b>42</b> Khali ATKINS	12 <b>55</b> Simon FLEET
ROW 5	9	<b>26</b> Drew FLETCHER	10 <b>4</b> Nicholas STOTT
ROW 4	7	<b>33</b> Dillon STEPNEY	8 <b>88</b> Roan LUNDY
ROW 3	5	<b>19</b> David CHAPMAN	6 <b>1</b> Declan LEE
ROW 2	3	<b>5</b> John LANGRIDGE	4 <b>17</b> Will MORRIS
ROW 1	1	<b>8</b> Aidan HILLS	2 <b>29</b> Paul O'NEILL
<b>Pole</b>			
			

**Comments:**

Car 2 - 5 place grid penalty for causing a collision Q12.21.4

Car 62 now placed in correct position on grid as per championship regs

These results are provisional until the conclusion of any judicial and technical matters.

Donington Park National: 1.9790 miles

Clerk Of Course: Ian Denyer

Stewards:


Timekeeper: Rob Cook



# MSVR Club Car Championships - Donington Park - 29th/30th June 2024

## Miata Trophy

### RACE 9 - GRID (20 minutes)

ROW 12	23	<b>7</b> Alex MILLER		
ROW 11	21	<b>9</b> Duncan HARRIS	22	<b>24</b> Marcus ROSSWELL-POTTS
ROW 10	19	<b>119</b> Liz WALTON	20	<b>3</b> Tjaart STEYN
ROW 9	17	<b>68</b> Martin HEATH	18	<b>121</b> Gary SMITH
ROW 8	15	<b>28</b> Jack HODGES	16	<b>40</b> Raymond WORLEY
ROW 7	13	<b>62</b> Kevin SILVAIN	14	<b>55</b> Simon FLEET
ROW 6	11	<b>4</b> Nicholas STOTT	12	<b>42</b> Khali ATKINS
ROW 5	9	<b>26</b> Drew FLETCHER	10	<b>2</b> John ROBINSON
ROW 4	7	<b>33</b> Dillon STEPNEY	8	<b>88</b> Roan LUNDY
ROW 3	5	<b>19</b> David CHAPMAN	6	<b>1</b> Declan LEE
ROW 2	3	<b>5</b> John LANGRIDGE	4	<b>17</b> Will MORRIS
ROW 1	1	<b>8</b> Aidan HILLS	2	<b>29</b> Paul O'NEILL
<b>Pole</b>				
				

These results are provisional until the conclusion of any judicial and technical matters.

Donington Park National: 1.9790 miles

Clerk Of Course: Ian Denyer

Stewards:

Timekeeper: Rob Cook





# MSVR Club Car Championships - Donington Park - 29th/30th June 2024

## Miata Trophy

### RACE 9 - CLASSIFICATION

Race Distance: 10 Laps / 19.79 miles

POS	NO	CL	PIC	NAME	ENTRY	LAPS	TIME	GAP	DIFF	MPH	BEST	ON	GRD	↑↓
1	29	NC	1	Paul O'NEILL	Miller Motorsport	10	15:23.529			76.99	1:22.622	6	2	1
2	17	NC	2	Will MORRIS	Hills Motorsport	10	15:29.171	5.642	5.642	76.53	1:22.240	7	4	2
3	1	NC	3	Declan LEE	Hills Motorsport	10	15:29.375	5.846	0.204	76.51	1:22.106	7	6	3
4	5	NC	4	John LANGRIDGE	Miller Motorsport	10	15:29.866	6.337	0.491	76.47	1:22.644	7	3	-1
5	8	NC	5	Aidan HILLS	Hills Motorsport	10	15:30.116	6.587	0.250	76.45	1:22.316	10	1	-4
6	88	NC	6	Roan LUNDY	Hills Motorsport	10	15:31.404	7.875	1.288	76.34	1:23.279	10	8	2
7	26	NC	7	Drew FLETCHER	Hills Motorsport	10	15:31.734	8.205	0.330	76.32	1:23.305	8	9	2
8	4	NC	8	Nicholas STOTT	Hills Motorsport	10	15:31.926	8.397	0.192	76.30	1:22.980	10	10	2
9	42	NC	9	Khali ATKINS	Hills Motorsports	10	15:32.629	9.100	0.703	76.24	1:22.768	10	11	2
10	7	NC	10	Alex MILLER	Miller Motorsport	10	15:33.654	10.125	1.025	76.16	1:22.568	8	22	12
11	33	NC	11	Dillon STEPNEY	Mazda MX5	10	15:37.965	14.436	4.311	75.81	1:23.182	8	7	-4
12	55	NC	12	Simon FLEET	Jiffy Winks	10	15:38.661	15.132	0.696	75.75	1:23.512	8	12	0
13	19	NC	13	David CHAPMAN	Paul Sheard Autosport	10	15:38.838	15.309	0.177	75.74	1:22.771	8	5	-8
14	28	NC	14	Jack HODGES	North West Racing	10	15:39.743	16.214	0.905	75.66	1:23.243	8	13	-1
15	62	ND	1	Kevin SILVAIN	BC Cars Motorsport	10	15:40.011	16.482	0.268	75.64	1:24.211	9	23	8
16	40	NC	15	Raymond WORLEY	Boreham Motorsport	10	15:40.954	17.425	0.943	75.57	1:24.295	6	14	-2
17	68	NC	16	Martin HEATH	Mtec Racing	10	15:50.802	27.273	9.848	74.78	1:24.614	7	16	-1
18	24	NC	17	Marcus ROSSWELL-POTTS	Misty Racing	10	15:51.410	27.881	0.608	74.74	1:25.662	10	21	3
19	119	NC	18	Liz WALTON	Tucker Motorsport	10	15:53.230	29.701	1.820	74.59	1:25.922	9	18	-1
20	9	NC	19	Duncan HARRIS	D H R	10	15:56.429	32.900	3.199	74.34	1:26.116	8	20	0

#### NOT CLASSIFIED

DNF	2	NC		John ROBINSON	Misty Racing	1	1:31.656	9 Laps	9 Laps	76.24				15
-----	---	----	--	---------------	--------------	---	----------	--------	--------	-------	--	--	--	----

#### NOT STARTED

NS	121	NC		Gary SMITH	On the spot racing									17
NS	3	NC		Tjaart STEYN	Hills Motorsport									19

#### FASTEST LAP

1	NC			Declan LEE	Hills Motorsport	7	1:22.106			86.77 mph				139.64 kph
62	ND			Kevin SILVAIN	BC Cars Motorsport	9	1:24.211			84.60 mph				136.15 kph

Weather / Track : Cloudy / Dry

These results are provisional until the conclusion of any judicial and technical matters.

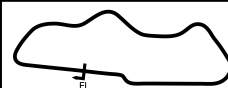
Date: 29/06/2024 Start: 18:43 Finish: 18:58

Donington Park National: 1.9790 miles

Clerk Of Course: Ian Denyer

Stewards:

Timekeeper: Rob Cook



# MSVR Club Car Championships - Donington Park - 29th/30th June 2024

## Miata Trophy

### RACE 9 - LAP ANALYSIS

DIFF = Difference To Personal Best Lap

P1 29 Paul O'NEILL				
LAP	LAP TIME	DIFF	MPH	TIME OF DAY
1 -	1:27.526	4.904	81.40	18:44:43.685
2 -	1:22.916	0.294	85.92	18:46:06.601
3 -	1:35.616	12.994	74.51	18:47:42.217
4 -	2:20.488	57.866	50.71	18:50:02.705
5 -	1:42.882	20.260	69.25	18:51:45.587
6 -	1:22.622 (1)		86.23	18:53:08.209
7 -	1:22.628 (2)	0.006	86.22	18:54:30.837
8 -	1:22.632 (3)	0.010	86.22	18:55:53.469
9 -	1:22.793	0.171	86.05	18:57:16.262
10 -	1:23.426	0.804	85.40	18:58:39.688

P2 17 Will MORRIS				
LAP	LAP TIME	DIFF	MPH	TIME OF DAY
1 -	1:28.322	6.082	80.66	18:44:44.481
2 -	1:23.874	1.634	84.94	18:46:08.355
3 -	1:35.382	13.142	74.69	18:47:43.737
4 -	2:20.865	58.625	50.57	18:50:04.602
5 -	1:42.574	20.334	69.45	18:51:47.176
6 -	1:23.511 (3)	1.271	85.31	18:53:10.687
7 -	1:22.240 (1)		86.63	18:54:32.927
8 -	1:24.130	1.890	84.68	18:55:57.057
9 -	1:25.134	2.894	83.68	18:57:22.191
10 -	1:23.139 (2)	0.899	85.69	18:58:45.330

P3 1 Declan LEE				
LAP	LAP TIME	DIFF	MPH	TIME OF DAY
1 -	1:28.516	6.410	80.48	18:44:44.675
2 -	1:23.064 (2)	0.958	85.77	18:46:07.739
3 -	1:35.501	13.395	74.60	18:47:43.240
4 -	2:20.730	58.624	50.62	18:50:03.970
5 -	1:42.824	20.718	69.28	18:51:46.794
6 -	1:23.627	1.521	85.19	18:53:10.421
7 -	1:22.106 (1)		86.77	18:54:32.527
8 -	1:24.304	2.198	84.51	18:55:56.831
9 -	1:25.544	3.438	83.28	18:57:22.375
10 -	1:23.159 (3)	1.053	85.67	18:58:45.534

P4 5 John LANGRIDGE				
LAP	LAP TIME	DIFF	MPH	TIME OF DAY
1 -	1:27.956	5.312	81.00	18:44:44.115
2 -	1:23.252 (3)	0.608	85.57	18:46:07.367
3 -	1:35.516	12.872	74.59	18:47:42.883
4 -	2:20.522	57.878	50.70	18:50:03.405
5 -	1:43.212	20.568	69.02	18:51:46.617
6 -	1:22.920 (2)	0.276	85.92	18:53:09.537
7 -	1:22.644 (1)		86.20	18:54:32.181
8 -	1:25.045	2.401	83.77	18:55:57.226
9 -	1:25.378	2.734	83.44	18:57:22.604
10 -	1:23.421	0.777	85.40	18:58:46.025

P5 8 Aidan HILLS				
LAP	LAP TIME	DIFF	MPH	TIME OF DAY
1 -	1:27.276	4.960	81.63	18:44:43.435
2 -	1:28.739	6.423	80.28	18:46:12.174
3 -	1:35.235	12.919	74.81	18:47:47.409
4 -	2:21.150	58.834	50.47	18:50:08.559
5 -	1:41.424	19.108	70.24	18:51:49.983
6 -	1:23.191 (2)	0.875	85.64	18:53:13.174
7 -	1:23.933	1.617	84.88	18:54:37.107

DIFF = Difference To Personal Best Lap

8 -	1:23.418 (3)	1.102	85.40	18:56:00.525
9 -	1:23.434	1.118	85.39	18:57:23.959
10 -	1:22.316 (1)		86.55	18:58:46.275

P6 88 Roan LUNDY				
LAP	LAP TIME	DIFF	MPH	TIME OF DAY
1 -	1:30.282	7.003	78.91	18:44:46.441
2 -	1:23.651 (3)	0.372	85.17	18:46:10.092
3 -	1:35.367	12.088	74.70	18:47:45.459
4 -	2:21.226	57.947	50.44	18:50:06.685
5 -	1:42.329	19.050	69.62	18:51:49.014
6 -	1:23.439 (2)	0.160	85.38	18:53:12.453
7 -	1:23.833	0.554	84.98	18:54:36.286
8 -	1:24.066	0.787	84.75	18:56:00.352
9 -	1:23.932	0.653	84.88	18:57:24.284
10 -	1:23.279 (1)		85.55	18:58:47.563

P7 26 Drew FLETCHER				
LAP	LAP TIME	DIFF	MPH	TIME OF DAY
1 -	1:29.875	6.570	79.27	18:44:46.034
2 -	1:25.301	1.996	83.52	18:46:11.335
3 -	1:35.324	12.019	74.74	18:47:46.659
4 -	2:21.402	58.097	50.38	18:50:08.061
5 -	1:41.721	18.416	70.04	18:51:49.782
6 -	1:23.983	0.678	84.83	18:53:13.765
7 -	1:23.740 (3)	0.435	85.08	18:54:37.505
8 -	1:23.305 (1)		85.52	18:56:00.810
9 -	1:23.748	0.443	85.07	18:57:24.558
10 -	1:23.335 (2)	0.030	85.49	18:58:47.893

P8 4 Nicholas STOTT				
LAP	LAP TIME	DIFF	MPH	TIME OF DAY
1 -	1:30.644	7.664	78.60	18:44:46.803
2 -	1:24.281	1.301	84.53	18:46:11.084
3 -	1:34.979	11.999	75.01	18:47:46.063
4 -	2:21.083	58.103	50.49	18:50:07.146
5 -	1:42.242	19.262	69.68	18:51:49.388
6 -	1:23.963	0.983	84.85	18:53:13.351
7 -	1:23.552 (2)	0.572	85.27	18:54:36.903
8 -	1:23.657 (3)	0.677	85.16	18:56:00.560
9 -	1:24.545	1.565	84.27	18:57:25.105
10 -	1:22.980 (1)		85.85	18:58:48.085

P9 42 Khali ATKINS				
LAP	LAP TIME	DIFF	MPH	TIME OF DAY
1 -	1:32.793	10.025	76.77	18:44:48.952
2 -	1:23.507 (3)	0.739	85.31	18:46:12.459
3 -	1:36.036	13.268	74.18	18:47:48.495
4 -	2:21.044	58.276	50.51	18:50:09.539
5 -	1:41.844	19.076	69.95	18:51:51.383
6 -	1:24.079	1.311	84.73	18:53:15.462
7 -	1:23.905	1.137	84.91	18:54:39.367
8 -	1:22.911 (2)	0.143	85.93	18:56:02.278
9 -	1:23.742	0.974	85.07	18:57:26.020
10 -	1:22.768 (1)		86.07	18:58:48.788

P10 7 Alex MILLER				
LAP	LAP TIME	DIFF	MPH	TIME OF DAY
1 -	1:36.223	13.655	74.04	18:44:52.382
2 -	1:23.839	1.271	84.98	18:46:16.221
3 -	1:36.279	13.711	73.99	18:47:52.500

# MSVR Club Car Championships - Donington Park - 29th/30th June 2024

## Miata Trophy

### RACE 9 - LAP ANALYSIS

DIFF = Difference To Personal Best Lap

4 -	2:20.904	58.336	50.56	18:50:13.404
5 -	1:39.958	17.390	71.27	18:51:53.362
6 -	1:23.109 (3)	0.541	85.72	18:53:16.471
7 -	1:24.411	1.843	84.40	18:54:40.882
8 -	1:22.568 (1)		<b>86.28</b>	<b>18:56:03.450</b>
9 -	1:23.394	0.826	85.43	18:57:26.844
10 -	1:22.969 (2)	0.401	85.87	18:58:49.813

#### P11 33 Dillon STEPNEY

LAP	LAP TIME	DIFF	MPH	TIME OF DAY
1 -	1:28.994	5.812	80.05	18:44:45.153
2 -	1:23.450 (2)	0.268	85.37	18:46:08.603
3 -	1:35.634	12.452	74.49	18:47:44.237
4 -	2:20.796	57.614	50.60	18:50:05.033
5 -	1:42.923	19.741	69.22	18:51:47.956
6 -	1:27.345	4.163	81.56	18:53:15.301
7 -	1:24.564	1.382	84.25	18:54:39.865
8 -	1:23.182 (1)		<b>85.65</b>	<b>18:56:03.047</b>
9 -	1:24.515 (3)	1.333	84.30	18:57:27.562
10 -	1:26.562	3.380	82.30	18:58:54.124

#### P12 55 Simon FLEET

LAP	LAP TIME	DIFF	MPH	TIME OF DAY
1 -	1:33.692	10.180	76.04	18:44:49.851
2 -	1:26.110	2.598	82.73	18:46:15.961
3 -	1:34.989	11.477	75.00	18:47:50.950
4 -	2:20.758	57.246	50.61	18:50:11.708
5 -	1:40.838	17.326	70.65	18:51:52.546
6 -	1:24.435 (3)	0.923	84.38	18:53:16.981
7 -	1:24.651	1.139	84.16	18:54:41.632
8 -	1:23.512 (1)		<b>85.31</b>	<b>18:56:05.144</b>
9 -	1:24.334 (2)	0.822	84.48	18:57:29.478
10 -	1:25.342	1.830	83.48	18:58:54.820

#### P13 19 David CHAPMAN

LAP	LAP TIME	DIFF	MPH	TIME OF DAY
1 -	1:29.402	6.631	79.69	18:44:45.561
2 -	1:23.273 (2)	0.502	85.55	18:46:08.834
3 -	1:36.210	13.439	74.05	18:47:45.044
4 -	2:20.802	58.031	50.60	18:50:05.846
5 -	1:42.348	19.577	69.61	18:51:48.194
6 -	1:24.004 (3)	1.233	84.81	18:53:12.198
7 -	1:26.866	4.095	82.01	18:54:39.064
8 -	1:22.771 (1)		<b>86.07</b>	<b>18:56:01.835</b>
9 -	1:27.948	5.177	81.00	18:57:29.783
10 -	1:25.214	2.443	83.60	18:58:54.997

#### P14 28 Jack HODGES

LAP	LAP TIME	DIFF	MPH	TIME OF DAY
1 -	1:31.425	8.182	77.92	18:44:47.584
2 -	1:24.352 (3)	1.109	84.46	18:46:11.936
3 -	1:38.366	15.123	72.42	18:47:50.302
4 -	2:20.665	57.422	50.64	18:50:10.967
5 -	1:40.619	17.376	70.80	18:51:51.586
6 -	1:24.028 (2)	0.785	84.78	18:53:15.614
7 -	1:25.481	2.238	83.34	18:54:41.095
8 -	1:23.243 (1)		<b>85.58</b>	<b>18:56:04.338</b>
9 -	1:25.882	2.639	82.95	18:57:30.220
10 -	1:25.682	2.439	83.15	18:58:55.902

DIFF = Difference To Personal Best Lap

P15 62 Kevin SILVAIN				
LAP	LAP TIME	DIFF	MPH	TIME OF DAY
1 -	1:35.202	10.991	74.83	18:44:51.361
2 -	1:25.331	1.120	83.49	18:46:16.692
3 -	1:36.629	12.418	73.73	18:47:53.321
4 -	2:21.733	57.522	50.26	18:50:15.054
5 -	1:39.018	14.807	71.95	18:51:54.072
6 -	1:24.332 (3)	0.121	84.48	18:53:18.404
7 -	1:24.326 (2)	0.115	84.48	18:54:42.730
8 -	1:24.445	0.234	84.37	18:56:07.175
9 -	1:24.211 (1)		<b>84.60</b>	<b>18:57:31.386</b>
10 -	1:24.784	0.573	84.03	18:58:56.170

#### P16 40 Raymond WORLEY

LAP	LAP TIME	DIFF	MPH	TIME OF DAY
1 -	1:33.961	9.666	75.82	18:44:50.120
2 -	1:27.415	3.120	81.50	18:46:17.535
3 -	1:36.627	12.332	73.73	18:47:54.162
4 -	2:21.640	57.345	50.30	18:50:15.802
5 -	1:38.819	14.524	72.09	18:51:54.621
6 -	1:24.295 (1)		<b>84.52</b>	<b>18:53:18.916</b>
7 -	1:24.449 (3)	0.154	84.36	18:54:43.365
8 -	1:24.475	0.180	84.34	18:56:07.840
9 -	1:24.379 (2)	0.084	84.43	18:57:32.219
10 -	1:24.894	0.599	83.92	18:58:57.113

#### P17 68 Martin HEATH

LAP	LAP TIME	DIFF	MPH	TIME OF DAY
1 -	1:33.459	8.845	76.23	18:44:49.618
2 -	1:26.051	1.437	82.79	18:46:15.669
3 -	1:36.174	11.560	74.08	18:47:51.843
4 -	2:20.737	56.123	50.62	18:50:12.580
5 -	1:40.610	15.996	70.81	18:51:53.190
6 -	1:24.767 (2)	0.153	84.04	18:53:17.957
7 -	1:24.614 (1)		<b>84.20</b>	<b>18:54:42.571</b>
8 -	1:32.218	7.604	77.25	18:56:14.789
9 -	1:26.349	1.735	82.50	18:57:41.138
10 -	1:25.823 (3)	1.209	83.01	18:59:06.961

#### P18 24 Marcus ROSSWELL-POTTS

LAP	LAP TIME	DIFF	MPH	TIME OF DAY
1 -	1:36.850	11.188	73.56	18:44:53.009
2 -	1:27.062	1.400	81.83	18:46:20.071
3 -	1:36.462	10.800	73.85	18:47:56.533
4 -	2:22.169	56.507	50.11	18:50:18.702
5 -	1:38.025	12.363	72.68	18:51:56.727
6 -	1:26.570	0.908	82.29	18:53:23.297
7 -	1:26.309 (3)	0.647	82.54	18:54:49.606
8 -	1:26.573	0.911	82.29	18:56:16.179
9 -	1:25.728 (2)	0.066	83.10	18:57:41.907
10 -	1:25.662 (1)		<b>83.17</b>	<b>18:59:07.569</b>

#### P19 119 Liz WALTON

LAP	LAP TIME	DIFF	MPH	TIME OF DAY
1 -	1:34.844	8.922	75.11	18:44:51.003
2 -	1:27.739	1.817	81.20	18:46:18.742
3 -	1:36.720	10.798	73.66	18:47:55.462
4 -	2:22.071	56.149	50.14	18:50:17.533
5 -	1:38.573	12.651	72.27	18:51:56.106
6 -	1:26.719	0.797	82.15	18:53:22.825
7 -	1:27.399	1.477	81.51	18:54:50.224

# MSVR Club Car Championships - Donington Park - 29th/30th June 2024

## Miata Trophy

### RACE 9 - LAP ANALYSIS

DIFF = Difference To Personal Best Lap

8 -	1:26.640 (3)	0.718	82.23	18:56:16.864
9 -	<b>1:25.922 (1)</b>		<b>82.91</b>	<b>18:57:42.786</b>
10 -	1:26.603 (2)	0.681	82.26	18:59:09.389

<b>P20 9 Duncan HARRIS</b>				
LAP	LAP TIME	DIFF	MPH	TIME OF DAY
1 -	1:36.233	10.117	74.03	18:44:52.392
2 -	1:27.183	1.067	81.72	18:46:19.575
3 -	<b>1:53.687</b>	27.571	62.66	<b>18:48:13.262</b>
4 -	<b>2:07.335</b>	41.219	55.95	<b>18:50:20.597</b>
5 -	1:37.676	11.560	72.94	18:51:58.273
6 -	1:27.390	1.274	81.52	18:53:25.663
7 -	1:26.805 (2)	0.689	82.07	18:54:52.468
8 -	<b>1:26.116 (1)</b>		<b>82.73</b>	<b>18:56:18.584</b>
9 -	1:26.995 (3)	0.879	81.89	18:57:45.579
10 -	1:27.009	0.893	81.88	18:59:12.588

<b>P21 2 John ROBINSON</b>				
LAP	LAP TIME	DIFF	MPH	TIME OF DAY
1 -	1:31.656		77.73	18:44:47.815

# MSVR Club Car Championships - Donington Park - 29th/30th June 2024

## Miata Trophy

### RACE 9 - LAP CHART

LAP 1 @ 18:44:43.435			LAP 2 @ 18:46:06.601			LAP 3 @ 18:47:42.217			LAP 4 @ 18:50:02.705			LAP 5 @ 18:51:45.587		
NO	BEHIND	LAP TIME	NO	BEHIND	LAP TIME	NO	BEHIND	LAP TIME	NO	BEHIND	LAP TIME	NO	BEHIND	LAP TIME
8		1:27.276	29		1:22.916	29		1:35.616	29		2:20.488	29		1:42.882
29	0.250	1:27.526	5	0.766	1:23.252	5	0.666	1:35.516	5	0.700	2:20.522	5	1.030	1:43.212
5	0.680	1:27.956	1	1.138	1:23.064	1	1.023	1:35.501	1	1.265	2:20.730	1	1.207	1:42.824
17	1.046	1:28.322	17	1.754	1:23.874	17	1.520	1:35.382	17	1.897	2:20.865	17	1.589	1:42.574
1	1.240	1:28.516	33	2.002	1:23.450	33	2.020	1:35.634	33	2.328	2:20.796	33	2.369	1:42.923
33	1.718	1:28.994	19	2.233	1:23.273	19	2.827	1:36.210	19	3.141	2:20.802	19	2.607	1:42.348
19	2.126	1:29.402	88	3.491	1:23.651	88	3.242	1:35.367	88	3.980	2:21.226	88	3.427	1:42.329
26	2.599	1:29.875	4	4.483	1:24.281	4	3.846	1:34.979	4	4.441	2:21.083	4	3.801	1:42.242
88	3.006	1:30.282	26	4.734	1:25.301	26	4.442	1:35.324	26	5.356	2:21.402	26	4.195	1:41.721
4	3.368	1:30.644	28	5.335	1:24.352	8	5.192	1:35.235	8	5.854	2:21.150	8	4.396	1:41.424
28	4.149	1:31.425	8	5.573	1:28.739	42	6.278	1:36.036	42	6.834	2:21.044	42	5.796	1:41.844
2	4.380	1:31.656	42	5.858	1:23.507	28	8.085	1:38.366	28	8.262	2:20.665	28	5.999	1:40.619
42	5.517	1:32.793	68	9.068	1:26.051	55	8.733	1:34.989	55	9.003	2:20.758	55	6.959	1:40.838
68	6.183	1:33.459	55	9.360	1:26.110	68	9.626	1:36.174	68	9.875	2:20.737	68	7.603	1:40.610
55	6.416	1:33.692	7	9.620	1:23.839	7	10.283	1:36.279	7	10.699	2:20.904	7	7.775	1:39.958
40	6.685	1:33.961	62	10.091	1:25.331	62	11.104	1:36.629	62	12.349	2:21.733	62	8.485	1:39.018
119	7.568	1:34.844	40	10.934	1:27.415	40	11.945	1:36.627	40	13.097	2:21.640	40	9.034	1:38.819
62	7.926	1:35.202	119	12.141	1:27.739	119	13.245	1:36.720	119	14.828	2:22.071	119	10.519	1:38.573
7	8.947	1:36.223	9	12.974	1:27.183	24	14.316	1:36.462	24	15.997	2:22.169	24	11.140	1:38.025
9	8.957	1:36.233	24	13.470	1:27.062	9	31.045	1:53.687	9	17.892	2:07.335	9	12.686	1:37.676
24	9.574	1:36.850							SC	3 Laps	1:41.874 P			

# MSVR Club Car Championships - Donington Park - 29th/30th June 2024

## Miata Trophy

### RACE 9 - LAP CHART

LAP 6 @ 18:53:08.209			LAP 7 @ 18:54:30.837			LAP 8 @ 18:55:53.469			LAP 9 @ 18:57:16.262			LAP 10 @ 18:58:39.688		
NO	BEHIND	LAP TIME	NO	BEHIND	LAP TIME	NO	BEHIND	LAP TIME	NO	BEHIND	LAP TIME	NO	BEHIND	LAP TIME
<b>29</b>		1:22.622	<b>29</b>		1:22.628	<b>29</b>		1:22.632	<b>29</b>		1:22.793	<b>29</b>		1:23.426
<b>5</b>	1.328	1:22.920	<b>5</b>	1.344	1:22.644	<b>1</b>	3.362	1:24.304	<b>17</b>	5.929	1:25.134	<b>17</b>	5.642	1:23.139
<b>1</b>	2.212	1:23.627	<b>1</b>	1.690	1:22.106	<b>17</b>	3.588	1:24.130	<b>1</b>	6.113	1:25.544	<b>1</b>	5.846	1:23.159
<b>17</b>	2.478	1:23.511	<b>17</b>	2.090	1:22.240	<b>5</b>	3.757	1:25.045	<b>5</b>	6.342	1:25.378	<b>5</b>	6.337	1:23.421
<b>19</b>	3.989	1:24.004	<b>88</b>	5.449	1:23.833	<b>88</b>	6.883	1:24.066	<b>8</b>	7.697	1:23.434	<b>8</b>	6.587	1:22.316
<b>88</b>	4.244	1:23.439	<b>4</b>	6.066	1:23.552	<b>8</b>	7.056	1:23.418	<b>88</b>	8.022	1:23.932	<b>88</b>	7.875	1:23.279
<b>8</b>	4.965	1:23.191	<b>8</b>	6.270	1:23.933	<b>4</b>	7.091	1:23.657	<b>26</b>	8.296	1:23.748	<b>26</b>	8.205	1:23.335
<b>4</b>	5.142	1:23.963	<b>26</b>	6.668	1:23.740	<b>26</b>	7.341	1:23.305	<b>4</b>	8.843	1:24.545	<b>4</b>	8.397	1:22.980
<b>26</b>	5.556	1:23.983	<b>19</b>	8.227	1:26.866	<b>19</b>	8.366	1:22.771	<b>42</b>	9.758	1:23.742	<b>42</b>	9.100	1:22.768
<b>33</b>	7.092	1:27.345	<b>42</b>	8.530	1:23.905	<b>42</b>	8.809	1:22.911	<b>7</b>	10.582	1:23.394	<b>7</b>	10.125	1:22.969
<b>42</b>	7.253	1:24.079	<b>33</b>	9.028	1:24.564	<b>33</b>	9.578	1:23.182	<b>33</b>	11.300	1:24.515	<b>33</b>	14.436	1:26.562
<b>28</b>	7.405	1:24.028	<b>7</b>	10.045	1:24.411	<b>7</b>	9.981	1:22.568	<b>55</b>	13.216	1:24.334	<b>55</b>	15.132	1:25.342
<b>7</b>	8.262	1:23.109	<b>28</b>	10.258	1:25.481	<b>28</b>	10.869	1:23.243	<b>19</b>	13.521	1:27.948	<b>19</b>	15.309	1:25.214
<b>55</b>	8.772	1:24.435	<b>55</b>	10.795	1:24.651	<b>55</b>	11.675	1:23.512	<b>28</b>	13.958	1:25.882	<b>28</b>	16.214	1:25.682
<b>68</b>	9.748	1:24.767	<b>68</b>	11.734	1:24.614	<b>62</b>	13.706	1:24.445	<b>62</b>	15.124	1:24.211	<b>62</b>	16.482	1:24.784
<b>62</b>	10.195	1:24.332	<b>62</b>	11.893	1:24.326	<b>40</b>	14.371	1:24.475	<b>40</b>	15.957	1:24.379	<b>40</b>	17.425	1:24.894
<b>40</b>	10.707	1:24.295	<b>40</b>	12.528	1:24.449	<b>68</b>	21.320	1:32.218	<b>68</b>	24.876	1:26.349	<b>68</b>	27.273	1:25.823
<b>119</b>	14.616	1:26.719	<b>24</b>	18.769	1:26.309	<b>24</b>	22.710	1:26.573	<b>24</b>	25.645	1:25.728	<b>24</b>	27.881	1:25.662
<b>24</b>	15.088	1:26.570	<b>119</b>	19.387	1:27.399	<b>119</b>	23.395	1:26.640	<b>119</b>	26.524	1:25.922	<b>119</b>	29.701	1:26.603
<b>9</b>	17.454	1:27.390	<b>9</b>	21.631	1:26.805	<b>9</b>	25.115	1:26.116	<b>9</b>	29.317	1:26.995	<b>9</b>	32.900	1:27.009

# MSVR Club Car Championships - Donington Park - 29th/30th June 2024

## Miata Trophy

### RACE 9 - POSITION CHART

No	Name	Lap Pos	1	2	3	4	5	6	7	8	9	10
			8	HILLS	1	8	29	29	29	29	29	29
29	O'NEILL	2	29	5	5	5	5	5	5	1	17	17
5	LANGRIDGE	3	5	1	1	1	1	1	1	17	1	1
17	MORRIS	4	17	17	17	17	17	17	17	5	5	5
19	CHAPMAN	5	1	33	33	33	33	19	88	88	8	8
1	LEE	6	33	19	19	19	19	88	4	8	88	88
33	STEPNEY	7	19	88	88	88	88	8	8	4	26	26
88	LUNDY	8	26	4	4	4	4	4	26	26	4	4
26	FLETCHER	9	88	26	26	26	26	26	19	19	42	42
4	STOTT	10	4	28	8	8	8	33	42	42	7	7
42	ATKINS	11	28	8	42	42	42	42	33	33	33	33
55	FLEET	12	2	42	28	28	28	28	7	7	55	55
28	HODGES	13	42	68	55	55	55	7	28	28	19	19
40	WORLEY	14	68	55	68	68	68	55	55	55	28	28
2	ROBINSON	15	55	7	7	7	7	68	68	62	62	62
68	HEATH	16	40	62	62	62	62	62	62	40	40	40
121	SMITH	17	119	40	40	40	40	40	40	68	68	68
119	WALTON	18	62	119	119	119	119	119	24	24	24	24
3	STEYN	19	7	9	24	24	24	24	119	119	119	119
9	HARRIS	20	9	24	9	9	9	9	9	9	9	9
24	ROSSWELL-POTTS	21	24									
7	MILLER	22										
62	SILVAIN	23										

# MSVR Club Car Championships - Donington Park - 29th/30th June 2024

## Miata Trophy

### RACE 9 - STATISTICS

<b>Competitors Started</b>	21
<b>Planned Start</b>	2024-06-29 @ 17:00:00.000
<b>Actual Start</b>	2024-06-29 @ 18:43:16.159
<b>Finish Time</b>	2024-06-29 @ 18:58:36.492
<b>Track Length</b>	1.9790mi.
<b>Total Laps</b>	202
<b>Total Distance Covered</b>	399.7715mi.

#### Session Fastest Lap History

NO	CL	NAME	LAP TIME	TIME OF DAY	LAP	VEHICLE
29	NC	Paul O'NEILL	1:22.916	18:46:06.615	2	Miller Motorsport
29	NC	Paul O'NEILL	1:22.622	18:53:08.222	6	Miller Motorsport
1	NC	Declan LEE	1:22.106	18:54:32.539	7	Hills Motorsport

#### Session Leader History

NO	CL	NAME	FROM LAP	LAPS LED	DISTANCE	VEHICLE
8	NC	Aidan HILLS	1	1	1.94 miles	Hills Motorsport
29	NC	Paul O'NEILL	2	9	17.81 miles	Miller Motorsport

#### Flag History

TYPE	TIME OF DAY
GREEN	18:43:16.159
SAFETY	18:46:34.889
GREEN	18:51:42.855
FINISH	18:58:36.492

#### Flag Statistics

TYPE	COUNT	TOTAL LAPS	TOTAL TIME
Green	2	8	10:54.680
Red	0	0	0.000
Safety Car	1	2	5:07.965
FCY	0	0	0.000



# MSVR Club Car Championships - Donington Park - 29th/30th June 2024

## Miata Trophy

### RACE 9 - STATISTICS

CLASS : NC

20 Starters

#### Fastest Lap History

NO	NAME	LAP TIME	TIME OF DAY	LAP	VEHICLE
29	Paul O'NEILL	1:22.916	18:46:06.615	2	Miller Motorsport
29	Paul O'NEILL	1:22.622	18:53:08.222	6	Miller Motorsport
1	Declan LEE	1:22.106	18:54:32.539	7	Hills Motorsport

#### Leader History

NO	NAME	FROM LAP	LAPS LED	DISTANCE	VEHICLE
8	Aidan HILLS	1	1	1.94 miles	Hills Motorsport
29	Paul O'NEILL	2	9	17.81 miles	Miller Motorsport

# MSVR Club Car Championships - Donington Park - 29th/30th June 2024

## Miata Trophy

### RACE 9 - STATISTICS

CLASS : ND

1 Starters

#### Fastest Lap History

NO	NAME	LAP TIME	TIME OF DAY	LAP	VEHICLE
62	Kevin SILVAIN	1:25.331	18:46:16.728	2	BC Cars Motorsport
62	Kevin SILVAIN	1:24.332	18:53:18.459	6	BC Cars Motorsport
62	Kevin SILVAIN	1:24.326	18:54:42.789	7	BC Cars Motorsport
62	Kevin SILVAIN	1:24.211	18:57:31.455	9	BC Cars Motorsport

#### Leader History

NO	NAME	FROM LAP	LAPS LED	DISTANCE	VEHICLE
62	Kevin SILVAIN	1	10	19.75 miles	BC Cars Motorsport

# MSVR Club Car Championships - Donington Park - 29th/30th June 2024

## Miata Trophy

### SUPERPOLE - CLASSIFICATION

POS	NO	CL	PIC	NAME	ENTRY	TIME	ON	LAPS	GAP	DIFF	MPH
1	29	NC	1	Paul O'NEILL	Miller Motorsport	1:22.529	2	3			86.32
2	17	NC	2	Will MORRIS	Hills Motorsport	1:22.840	2	3	0.311	0.311	86.00
3	19	NC	3	David CHAPMAN	Paul Sheard Autosport	1:23.045	2	3	0.516	0.205	85.79
4	26	NC	4	Drew FLETCHER	Hills Motorsport	1:23.113	2	3	0.584	0.068	85.72
5	42	NC	5	Khali ATKINS	Hills Motorsports	1:23.176	2	3	0.647	0.063	85.65
6	62	ND	1	Kevin SILVAIN	BC Cars Motorsport	1:23.948	2	3	1.419	0.772	84.86

Weather / Track : Cloudy / Dry

These results are provisional until the conclusion of any judicial and technical matters.

Date: 29/06/2024 Start: 11:00 Finish: 11:04

Donington Park National: 1.9790 miles

Clerk Of Course: Ian Denyer

Stewards:

Timekeeper: Rob Cook



# MSVR Club Car Championships - Donington Park - 29th/30th June 2024

## Miata Trophy

### SUPERPOLE - LAP ANALYSIS

DIFF = Difference To Personal Best Lap

<b>P1 29 Paul O'NEILL</b>				
LAP	LAP TIME	DIFF	MPH	TIME OF DAY
1 -	1:23.917 (2)	1.388	84.90	11:01:59.971
2 -	<b>1:22.529 (1)</b>		<b>86.32</b>	<b>11:03:22.500</b>
3 -	1:46.705 P	24.176	66.76	11:05:09.205

<b>P2 17 Will MORRIS</b>				
LAP	LAP TIME	DIFF	MPH	TIME OF DAY
1 -	1:24.674 (2)	1.834	84.14	11:02:19.466
2 -	<b>1:22.840 (1)</b>		<b>86.00</b>	<b>11:03:42.306</b>
3 -	1:38.395 P	15.555	72.40	11:05:20.701

<b>P3 19 David CHAPMAN</b>				
LAP	LAP TIME	DIFF	MPH	TIME OF DAY
1 -	1:25.948 (2)	2.903	82.89	11:01:42.912
2 -	<b>1:23.045 (1)</b>		<b>85.79</b>	<b>11:03:05.957</b>
3 -	1:46.780 P	23.735	66.72	11:04:52.737

<b>P4 26 Drew FLETCHER</b>				
LAP	LAP TIME	DIFF	MPH	TIME OF DAY
1 -	1:26.066 (2)	2.953	82.78	11:01:52.529
2 -	<b>1:23.113 (1)</b>		<b>85.72</b>	<b>11:03:15.642</b>
3 -	1:41.908 P	18.795	69.91	11:04:57.550

<b>P5 42 Khali ATKINS</b>				
LAP	LAP TIME	DIFF	MPH	TIME OF DAY
1 -	1:25.110 (2)	1.934	83.71	11:02:12.233
2 -	<b>1:23.176 (1)</b>		<b>85.65</b>	<b>11:03:35.409</b>
3 -	1:37.297 P	14.121	73.22	11:05:12.706

<b>P6 62 Kevin SILVAIN</b>				
LAP	LAP TIME	DIFF	MPH	TIME OF DAY
1 -	1:29.694 (2)	5.746	79.43	11:02:35.667
2 -	<b>1:23.948 (1)</b>		<b>84.86</b>	<b>11:03:59.615</b>
3 -	1:38.579 P	14.631	72.27	11:05:38.194

# MSVR Club Car Championships - Donington Park - 29th/30th June 2024

## Miata Trophy

### SUPERPOLE - STATISTICS

**Competitors Started** 6  
**Planned Start** 2024-06-29 @ 11:10:00.000  
**Actual Start** 2024-06-29 @ 11:00:07.769  
**Finish Time** 2024-06-29 @ 11:04:52.736  
**Track Length** 1.9790mi.  
**Total Laps** 18  
**Total Distance Covered** 35.6232mi.

### Session Fastest Lap History

NO	CL	NAME	LAP TIME	TIME OF DAY	LAP	VEHICLE
19	NC	David CHAPMAN	1:25.948	11:01:42.936	1	Paul Sheard Autosport
29	NC	Paul O'NEILL	1:23.917	11:01:59.985	1	Miller Motorsport
19	NC	David CHAPMAN	1:23.045	11:03:05.980	2	Paul Sheard Autosport
29	NC	Paul O'NEILL	1:22.529	11:03:22.514	2	Miller Motorsport

### Flag History

TYPE	TIME OF DAY
GREEN	11:00:07.769
FINISH	11:04:52.736

### Flag Statistics

TYPE	COUNT	TOTAL LAPS	TOTAL TIME
Green	1	3	5:43.491
Red	0	0	0.000
Safety Car	0	0	0.000
FCY	0	0	0.000

# MSVR Club Car Championships - Donington Park - 29th/30th June 2024

## Miata Trophy

### SUPERPOLE - STATISTICS

CLASS : NC

5 Starters

#### Fastest Lap History

NO	NAME	LAP TIME	TIME OF DAY	LAP	VEHICLE
19	David CHAPMAN	<b>1:25.948</b>	11:01:42.936	1	Paul Sheard Autosport
29	Paul O'NEILL	<b>1:23.917</b>	11:01:59.985	1	Miller Motorsport
19	David CHAPMAN	<b>1:23.045</b>	11:03:05.980	2	Paul Sheard Autosport
29	Paul O'NEILL	<b>1:22.529</b>	11:03:22.514	2	Miller Motorsport

# MSVR Club Car Championships - Donington Park - 29th/30th June 2024

## Miata Trophy

### SUPERPOLE - STATISTICS

CLASS : ND

1 Starters

#### Fastest Lap History

NO	NAME	LAP TIME	TIME OF DAY	LAP	VEHICLE
62	Kevin SILVAIN	1:29.694	11:02:35.734	1	BC Cars Motorsport
62	Kevin SILVAIN	1:23.948	11:03:59.668	2	BC Cars Motorsport