



MIATA TROPHY



MSVR Club Car Championships
Silverstone National
13th April 2024



Timing & Results Provided by Timing Solutions Ltd

www.tsl-timing.com

2024 Miata Trophy

QUALIFYING - CLASSIFICATION

POS	NO	NAME	ENTRY	TIME	ON	LAPS	GAP	DIFF	MPH
1	73	Daniel PARRANS-SMITH	Hills Motorsport	1:09.454	10	10			85.02
2	5	John LANGRIDGE	Miller Motorsport	1:09.465	10	11	0.011	0.011	85.01
3	19	David CHAPMAN	Paul Sheard Autosport	1:09.589	11	12	0.135	0.124	84.86
4	7*	Alex MILLER	Miller Motorsport #7	1:09.631	10	11	0.177	0.042	84.81
5	42*	Khali ATKINS	Hills Motorsports	1:09.676	12	12	0.222	0.045	84.75
6	1*	Declan LEE	Hills Motorsport	1:09.734	4	11	0.280	0.058	84.68
7	4*	Nicholas STOTT	Hills Motorsport	1:09.862	12	12	0.408	0.128	84.53
8	26*	Drew FLETCHER	Hills Motorsport	1:09.889	9	12	0.435	0.027	84.50
9	88*	Roan LUNDY	Hills Motorsport	1:10.070	5	11	0.616	0.181	84.28
10	33*	Dillon STEPNEY	Hills Motorsport	1:10.288	8	12	0.834	0.218	84.02
11	14*	Connor CLIFFORD	Hills Motorsport	1:10.436	9	12	0.982	0.148	83.84
12	55	Simon FLEET	Jiffy Winks	1:10.489	8	12	1.035	0.053	83.78
13	40	Raymond WORLEY	Boreham Motorsport	1:10.687	12	13	1.233	0.198	83.54
14	2*	John ROBINSON	Misty Racing	1:10.766	9	13	1.312	0.079	83.45
15	28	Jack HODGES	North West Racing	1:10.856	8	12	1.402	0.090	83.34
16	10*	Edward MCDERMOTT	Paul Sheard Autosport	1:10.941	12	12	1.487	0.085	83.24
17	24*	Charlie LANE	Misty Racing	1:10.966	12	12	1.512	0.025	83.21
18	6*	Colin WELLS	BC Cars Motorsport	1:12.043	4	12	2.589	1.077	81.97
19	121	Gary SMITH	On the spot racing	1:12.617	5	7	3.163	0.574	81.32
20	48	Chas ALLEN	Rosbif Racing	1:12.972	12	12	3.518	0.355	80.93

Comments:

Car 19 - Please fit a working transponder

Car 42 - Transponder battery is low. Please charge.

No. 1, 4, 7, 24, 88 - 1 Lap time disallowed; exceeding track limits.

No. 2, 6, 10, 14, 26 - 2 Lap times disallowed; exceeding track limits.

No. 42 - 3 Lap times disallowed; exceeding track limits.

No. 33 - 4 Lap times disallowed; exceeding track limits.

Weather / Track : Bright / Dry

These results are provisional until the conclusion of any judicial and technical matters.

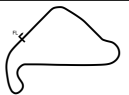
Date: 13/04/2024 Start: 09:45 Finish: 10:00

Silverstone National: 1.6404 miles

Clerk Of Course: Ian Denyer

Stewards:

Timekeeper: Rob Cook



2024 Miata Trophy

QUALIFYING - LAP ANALYSIS

DIFF = Difference To Personal Best Lap

P1 73 Daniel PARRANS-SMITH				
LAP	LAP TIME	DIFF	MPH	TIME OF DAY
1 -	1:23.835	14.381	70.44	09:47:43.303
2 -	1:11.128	1.674	83.02	09:48:54.431
3 -	1:10.175	0.721	84.15	09:50:04.606
4 -	1:09.944	0.490	84.43	09:51:14.550
5 -	1:09.703 (2)	0.249	84.72	09:52:24.253
6 -	1:15.146 P	5.692	78.58	09:53:39.399
7 -	3:36.597	2:27.143	27.26	09:57:15.996
8 -	1:09.774	0.320	84.63	09:58:25.770
9 -	1:09.732 (3)	0.278	84.69	09:59:35.502
10 -	1:09.454 (1)		85.02	10:00:44.956

P2 5 John LANGRIDGE				
LAP	LAP TIME	DIFF	MPH	TIME OF DAY
1 -	1:22.447	12.982	71.62	09:47:42.926
2 -	1:11.156	1.691	82.99	09:48:54.082
3 -	1:09.569 (2)	0.104	84.88	09:50:03.651
4 -	1:10.066	0.601	84.28	09:51:13.717
5 -	1:09.569 (2)	0.104	84.88	09:52:23.286
6 -	1:14.982 P	5.517	78.76	09:53:38.268
7 -	2:27.265	1:17.800	40.10	09:56:05.533
8 -	1:09.620	0.155	84.82	09:57:15.153
9 -	1:10.003	0.538	84.36	09:58:25.156
10 -	1:09.465 (1)		85.01	09:59:34.621
11 -	1:13.739 P	4.274	80.08	10:00:48.360

P3 19 David CHAPMAN				
LAP	LAP TIME	DIFF	MPH	TIME OF DAY
1 -	1:16.194	6.605	77.50	09:47:07.375
2 -	1:11.433	1.844	82.67	09:48:18.808
3 -	1:11.365	1.776	82.75	09:49:30.173
4 -	1:10.948	1.359	83.23	09:50:41.121
5 -	1:10.463 (3)	0.874	83.81	09:51:51.584
6 -	1:26.828	17.239	68.01	09:53:18.412
7 -	1:23.635	14.046	70.61	09:54:42.047
8 -	1:24.681	15.092	69.74	09:56:06.728
9 -	1:10.094 (2)	0.505	84.25	09:57:16.822
10 -	1:10.894	1.305	83.30	09:58:27.716
11 -	1:09.589 (1)		84.86	09:59:37.305
12 -	1:24.065 P	14.476	70.25	10:01:01.370

P4 7 Alex MILLER				
LAP	LAP TIME	DIFF	MPH	TIME OF DAY
1 -	1:21.610	11.979	72.36	09:47:42.479
2 -	1:10.549	0.918	83.71	09:48:53.028
3 -	1:10.421	0.790	83.86	09:50:03.449
4 -	1:10.596	0.965	83.65	09:51:14.045
5 -	1:09.737 (2)	0.106	84.68	09:52:23.782
6 -	1:13.797 P	4.166	80.02	09:53:37.579
7 -	2:26.484	1:16.853	40.31	09:56:04.063
8 -	1:09.862 (3)	0.231	84.53	09:57:13.925
9 -	1:11.535	1.904	82.55	09:58:25.460
10 -	1:09.631 (1)		84.81	09:59:35.091
11 -	1:09.603 D		84.84	10:00:44.694

P5 42 Khali ATKINS				
LAP	LAP TIME	DIFF	MPH	TIME OF DAY
1 -	1:18.258	8.582	75.46	09:47:20.703
2 -	1:12.396	2.720	81.57	09:48:33.099
3 -	1:11.037	1.361	83.13	09:49:44.136

DIFF = Difference To Personal Best Lap

4 -	1:10.774	1.098	83.44	09:50:54.910
5 -	1:10.934	1.258	83.25	09:52:05.844
6 -	1:10.903	1.227	83.29	09:53:16.747
7 -	1:10.413 (3)	0.737	83.87	09:54:27.160
8 -	1:10.268 (2)	0.592	84.04	09:55:37.428
9 -	1:12.993 D	3.317	80.90	09:56:50.421
10 -	1:15.076 D	5.400	78.66	09:58:05.497
11 -	1:10.403 D	0.727	83.88	09:59:15.900
12 -	1:09.676 (1)		84.75	10:00:25.576

P6 1 Declan LEE				
LAP	LAP TIME	DIFF	MPH	TIME OF DAY
1 -	1:20.689	10.955	73.19	09:47:11.422
2 -	1:29.354	19.620	66.09	09:48:40.776
3 -	1:24.900	15.166	69.56	09:50:05.676
4 -	1:09.734 (1)		84.68	09:51:15.410
5 -	1:10.425 (3)	0.691	83.85	09:52:25.835
6 -	1:10.257 (2)	0.523	84.05	09:53:36.092
7 -	1:36.978	27.244	60.89	09:55:13.070
8 -	1:39.099	29.365	59.59	09:56:52.169
9 -	1:10.504	0.770	83.76	09:58:02.673
10 -	1:10.601	0.867	83.64	09:59:13.274
11 -	1:10.759 D	1.025	83.46	10:00:24.033

P7 4 Nicholas STOTT				
LAP	LAP TIME	DIFF	MPH	TIME OF DAY
1 -	1:18.454	8.592	75.27	09:47:18.738
2 -	1:11.785	1.923	82.26	09:48:30.523
3 -	1:10.841	0.979	83.36	09:49:41.364
4 -	1:13.362 D	3.500	80.50	09:50:54.726
5 -	1:10.531	0.669	83.73	09:52:05.257
6 -	1:10.754	0.892	83.46	09:53:16.011
7 -	1:10.530	0.668	83.73	09:54:26.541
8 -	1:17.293	7.431	76.40	09:55:43.834
9 -	1:10.508	0.646	83.75	09:56:54.342
10 -	1:10.144 (2)	0.282	84.19	09:58:04.486
11 -	1:10.168 (3)	0.306	84.16	09:59:14.654
12 -	1:09.862 (1)		84.53	10:00:24.516

P8 26 Drew FLETCHER				
LAP	LAP TIME	DIFF	MPH	TIME OF DAY
1 -	1:20.729	10.840	73.15	09:47:16.123
2 -	1:18.599	8.710	75.13	09:48:34.722
3 -	1:10.872	0.983	83.32	09:49:45.594
4 -	1:11.524 D	1.632	82.57	09:50:57.115
5 -	1:10.531	0.642	83.73	09:52:07.646
6 -	1:10.277	0.388	84.03	09:53:17.923
7 -	1:11.268 D	1.379	82.86	09:54:29.191
8 -	1:09.993 (3)	0.104	84.37	09:55:39.184
9 -	1:09.889 (1)		84.50	09:56:49.073
10 -	1:12.970	3.081	80.93	09:58:02.043
11 -	1:09.983 (2)	0.094	84.38	09:59:12.026
12 -	1:10.956	1.067	83.23	10:00:22.982

P9 88 Roan LUNDY				
LAP	LAP TIME	DIFF	MPH	TIME OF DAY
1 -	1:35.253	25.183	61.99	09:47:41.120
2 -	1:13.917	3.847	79.89	09:48:55.037
3 -	1:10.139 (3)	0.069	84.19	09:50:05.176
4 -	1:10.909	0.839	83.28	09:51:16.085
5 -	1:10.070 (1)		84.28	09:52:26.155
6 -	1:10.112 (2)	0.042	84.23	09:53:36.267

2024 Miata Trophy

QUALIFYING - LAP ANALYSIS

DIFF = Difference To Personal Best Lap

7 -	1:15.204	P	5.134	78.52	09:54:51.471
8 -	2:38.192		1:28.122	37.33	09:57:29.663
9 -	4:20.217	D	10.147	73.62	09:58:49.880
10 -	1:17.034	P	6.964	76.66	10:00:06.914
11 -	1:35.140		25.070	62.07	10:01:42.054

DIFF = Difference To Personal Best Lap

10 -	1:11.326		0.639	82.79	09:57:53.696
11 -	1:11.150		0.463	83.00	09:59:04.846
12 -	1:10.687	(1)		83.54	10:00:15.533
13 -	1:10.968	(2)	0.281	83.21	10:01:26.501

P10 33 Dillon STEPNEY

LAP	LAP TIME	DIFF	MPH	TIME OF DAY	
1 -	1:20.297	10.009	73.54	09:47:16.718	
2 -	1:18.813	8.525	74.93	09:48:35.531	
3 -	1:11.215	0.927	82.92	09:49:46.746	
4 -	1:10.951	0.663	83.23	09:50:57.697	
5 -	4:40.487	D	0.199	83.78	09:52:08.184
6 -	4:40.006	D		84.35	09:53:18.190
7 -	1:10.389	(2)	0.101	83.90	09:54:28.579
8 -	1:10.288	(1)		84.02	09:55:38.867
9 -	1:10.563	(3)	0.275	83.69	09:56:49.430
10 -	1:11.139		0.851	83.01	09:58:00.569
11 -	4:40.570	D	0.282	83.68	09:59:11.139
12 -	4:44.429	D	3.841	79.66	10:00:25.268

P14 2 John ROBINSON

LAP	LAP TIME	DIFF	MPH	TIME OF DAY	
1 -	1:16.651	5.885	77.04	09:47:10.216	
2 -	1:12.730	1.964	81.19	09:48:22.946	
3 -	1:11.406	0.640	82.70	09:49:34.352	
4 -	1:11.356	0.590	82.76	09:50:45.708	
5 -	1:11.423	0.657	82.68	09:51:57.131	
6 -	1:11.113	0.347	83.04	09:53:08.244	
7 -	4:40.928	D	0.162	83.26	09:54:19.172
8 -	1:11.867		1.101	82.17	09:55:31.039
9 -	1:10.766	(1)		83.45	09:56:41.805
10 -	1:11.074	(3)	0.308	83.09	09:57:52.879
11 -	1:11.103		0.337	83.05	09:59:03.982
12 -	1:11.048	(2)	0.282	83.12	10:00:15.030
13 -	4:40.842	D	0.046	83.39	10:01:25.842

P11 14 Connor CLIFFORD

LAP	LAP TIME	DIFF	MPH	TIME OF DAY	
1 -	1:16.115	5.679	77.58	09:47:19.214	
2 -	1:11.843	1.407	82.20	09:48:31.057	
3 -	1:10.663	(3)	0.227	83.57	09:49:41.720
4 -	1:12.332	1.896	81.64	09:50:54.052	
5 -	1:11.528	1.092	82.56	09:52:05.580	
6 -	4:40.083	D		84.26	09:53:15.663
7 -	1:11.166	0.730	82.98	09:54:26.829	
8 -	1:10.787	0.351	83.42	09:55:37.616	
9 -	1:10.436	(1)		83.84	09:56:48.052
10 -	1:10.546	(2)	0.110	83.71	09:57:58.598
11 -	1:12.928	2.492	80.97	09:59:11.526	
12 -	4:40.474	D	0.038	83.79	10:00:22.000

P15 28 Jack HODGES

LAP	LAP TIME	DIFF	MPH	TIME OF DAY	
1 -	1:16.369	5.513	77.33	09:47:18.037	
2 -	1:15.997	5.141	77.70	09:48:34.034	
3 -	1:12.991	2.135	80.90	09:49:47.025	
4 -	1:11.618	0.762	82.46	09:50:58.643	
5 -	1:12.753	1.897	81.17	09:52:11.396	
6 -	1:11.253	(2)	0.397	82.88	09:53:22.649
7 -	1:11.313	(3)	0.457	82.81	09:54:33.962
8 -	1:10.856	(1)		83.34	09:55:44.818
9 -	1:18.208		7.352	75.51	09:57:03.026
10 -	1:15.607		4.751	78.11	09:58:18.633
11 -	1:11.540		0.684	82.55	09:59:30.173
12 -	1:16.022		5.166	77.68	10:00:46.195

P12 55 Simon FLEET

LAP	LAP TIME	DIFF	MPH	TIME OF DAY	
1 -	1:15.893	5.404	77.81	09:47:19.479	
2 -	1:12.076	1.587	81.93	09:48:31.555	
3 -	1:10.781	0.292	83.43	09:49:42.336	
4 -	1:10.829	0.340	83.37	09:50:53.165	
5 -	1:11.193	0.704	82.95	09:52:04.358	
6 -	1:12.230	1.741	81.76	09:53:16.588	
7 -	1:11.190	0.701	82.95	09:54:27.778	
8 -	1:10.489	(1)		83.78	09:55:38.267
9 -	1:10.577	(2)	0.088	83.67	09:56:48.844
10 -	1:12.398		1.909	81.57	09:58:01.242
11 -	1:10.601	(3)	0.112	83.64	09:59:11.843
12 -	1:10.679		0.190	83.55	10:00:22.522

P16 10 Edward MCDERMOTT

LAP	LAP TIME	DIFF	MPH	TIME OF DAY	
1 -	1:19.204	8.263	74.56	09:47:16.978	
2 -	1:15.761	4.820	77.95	09:48:32.739	
3 -	1:14.565	3.624	79.20	09:49:47.304	
4 -	1:12.330	1.389	81.64	09:50:59.634	
5 -	1:11.164	0.223	82.98	09:52:10.798	
6 -	1:10.953	(2)	0.012	83.23	09:53:21.751
7 -	4:41.496	D	0.555	82.60	09:54:33.247
8 -	4:43.360	D	2.419	80.50	09:55:46.607
9 -	1:14.402		3.461	79.37	09:57:01.009
10 -	1:31.203		20.262	64.75	09:58:32.212
11 -	1:11.102	(3)	0.161	83.05	09:59:43.314
12 -	1:10.941	(1)		83.24	10:00:54.255

P13 40 Raymond WORLEY

LAP	LAP TIME	DIFF	MPH	TIME OF DAY	
1 -	1:16.144	5.457	77.55	09:47:08.253	
2 -	1:12.109	1.422	81.89	09:48:20.362	
3 -	1:11.729	1.042	82.33	09:49:32.091	
4 -	1:11.748	1.061	82.31	09:50:43.839	
5 -	1:11.798	1.111	82.25	09:51:55.637	
6 -	1:11.735	1.048	82.32	09:53:07.372	
7 -	1:11.421	0.734	82.68	09:54:18.793	
8 -	1:12.526	1.839	81.42	09:55:31.319	
9 -	1:11.051	(3)	0.364	83.11	09:56:42.370

P17 24 Charlie LANE

LAP	LAP TIME	DIFF	MPH	TIME OF DAY	
1 -	1:18.862	7.896	74.88	09:47:14.686	
2 -	1:12.904	1.938	81.00	09:48:27.590	
3 -	1:11.740	0.774	82.32	09:49:39.330	
4 -	1:11.380	0.414	82.73	09:50:50.710	
5 -	4:41.607	D	0.641	82.47	09:52:02.317
6 -	1:11.731		0.765	82.33	09:53:14.048
7 -	1:11.003	(2)	0.037	83.17	09:54:25.051
8 -	1:16.150		5.184	77.55	09:55:41.201
9 -	1:11.738		0.772	82.32	09:56:52.939

2024 Miata Trophy

QUALIFYING - LAP ANALYSIS

DIFF = Difference To Personal Best Lap

10 -	1:11.090 (3)	0.124	83.07	09:58:04.029
11 -	1:14.229	3.263	79.56	09:59:18.258
12 -	1:10.966 (1)		83.21	10:00:29.224

P18 6 Colin WELLS				
LAP	LAP TIME	DIFF	MPH	TIME OF DAY
1 -	1:16.199	4.156	77.50	09:47:24.275
2 -	1:12.908	0.865	81.00	09:48:37.183
3 -	1:12.617	0.574	81.32	09:49:49.800
4 -	1:12.043 (1)		81.97	09:51:01.843
5 -	1:12.886 D	0.843	81.02	09:52:14.729
6 -	1:13.953	1.910	79.85	09:53:28.682
7 -	1:12.942	0.899	80.96	09:54:41.624
8 -	1:12.691	0.648	81.24	09:55:54.315
9 -	1:12.045 (2)	0.002	81.97	09:57:06.360
10 -	1:15.082 D	3.039	78.65	09:58:21.442
11 -	1:12.122 (3)	0.079	81.88	09:59:33.564
12 -	1:19.231	7.188	74.53	10:00:52.795

P19 121 Gary SMITH				
LAP	LAP TIME	DIFF	MPH	TIME OF DAY
1 -	1:15.098	2.481	78.63	09:47:31.036
2 -	1:13.060 (3)	0.443	80.83	09:48:44.096
3 -	1:13.417	0.800	80.44	09:49:57.513
4 -	1:12.973 (2)	0.356	80.92	09:51:10.486
5 -	1:12.617 (1)		81.32	09:52:23.103
6 -	1:14.081	1.464	79.71	09:53:37.184
7 -	1:32.796 P	20.179	63.64	09:55:09.980

P20 48 Chas ALLEN				
LAP	LAP TIME	DIFF	MPH	TIME OF DAY
1 -	1:22.260	9.288	71.79	09:47:46.938
2 -	1:14.769	1.797	78.98	09:49:01.707
3 -	1:14.116	1.144	79.68	09:50:15.823
4 -	1:14.780	1.808	78.97	09:51:30.603
5 -	1:14.325	1.353	79.45	09:52:44.928
6 -	1:13.992	1.020	79.81	09:53:58.920
7 -	1:13.877	0.905	79.93	09:55:12.797
8 -	1:13.653	0.681	80.18	09:56:26.450
9 -	1:13.393 (3)	0.421	80.46	09:57:39.843
10 -	1:19.313	6.341	74.46	09:58:59.156
11 -	1:13.275 (2)	0.303	80.59	10:00:12.431
12 -	1:12.972 (1)		80.93	10:01:25.403

2024 Miata Trophy

QUALIFYING - STATISTICS

Competitors Started	20
Planned Start	2024-04-13 @ 09:40:00.000
Actual Start	2024-04-13 @ 09:45:17.403
Finish Time	2024-04-13 @ 10:00:18.172
Track Length	1.6404mi.
Total Laps	231
Total Distance Covered	378.9470mi.

Session Fastest Lap History

NO	NAME	LAP TIME	TIME OF DAY	LAP	VEHICLE
19	David CHAPMAN	1:16.194	09:47:07.375	1	Paul Sheard Autosport
40	Raymond WORLEY	1:16.144	09:47:08.247	1	Boreham Motorsport
14	Connor CLIFFORD	1:16.115	09:47:19.215	1	Hills Motorsport
55	Simon FLEET	1:15.893	09:47:19.471	1	Jiffy Winks
121	Gary SMITH	1:15.098	09:47:31.036	1	On the spot racing
19	David CHAPMAN	1:11.433	09:48:18.808	2	Paul Sheard Autosport
7	Alex MILLER	1:10.549	09:48:53.023	2	Miller Motorsport #7
7	Alex MILLER	1:10.421	09:50:03.443	3	Miller Motorsport #7
5	John LANGRIDGE	1:09.569	09:50:03.648	3	Miller Motorsport
5	John LANGRIDGE	1:09.465	09:59:34.619	10	Miller Motorsport
73	Daniel PARRANS-SMITH	1:09.454	10:00:44.949	10	Hills Motorsport

Flag History

TYPE	TIME OF DAY
GREEN	09:45:17.403
FINISH	10:00:18.172

Flag Statistics

TYPE	COUNT	TOTAL LAPS	TOTAL TIME
Green	1	13	16:37.091
Red	0	0	0.000
Safety Car	0	0	0.000
FCY	0	0	0.000

2024 Miata Trophy

SUPERPOLE - CLASSIFICATION

POS	NO	NAME	ENTRY	TIME	ON	LAPS	GAP	DIFF	MPH
1	7	Alex MILLER	Miller Motorsport #7	1:09.490	2	3			84.98
2	5	John LANGRIDGE	Miller Motorsport	1:09.814	2	3	0.324	0.324	84.59
3	73	Daniel PARRANS-SMITH	Hills Motorsport	1:10.017	2	3	0.527	0.203	84.34
4	19	David CHAPMAN	Paul Sheard Autosport	1:10.178	2	3	0.688	0.161	84.15
5	42	Khali ATKINS	Hills Motorsports			2			

Comments:

Car 19 - Please fit a working transponder. GR Q 12.8.1 applies

Weather / Track : Bright / Dry

These results are provisional until the conclusion of any judicial and technical matters.

Date: 13/04/2024 Start: 10:29 Finish: 10:36

Silverstone National: 1.6404 miles

Clerk Of Course: Ian Denyer

Stewards:

Timekeeper: Rob Cook



2024 Miata Trophy

SUPERPOLE - LAP ANALYSIS

DIFF = Difference To Personal Best Lap

P1 7 Alex MILLER				
LAP	LAP TIME	DIFF	MPH	TIME OF DAY
1 -	4:09.930 D	0.440	84.45	10:31:32.969
2 -	1:09.490 (1)		84.98	10:32:42.459
3 -	1:33.672 P	24.182	63.04	10:34:16.131

P2 5 John LANGRIDGE				
LAP	LAP TIME	DIFF	MPH	TIME OF DAY
1 -	4:09.743 D		84.71	10:31:48.798
2 -	1:09.814 (1)		84.59	10:32:58.612
3 -	1:24.289 P	14.475	70.06	10:34:22.901

P3 73 Daniel PARRANS-SMITH				
LAP	LAP TIME	DIFF	MPH	TIME OF DAY
1 -	4:11.852 D	1.835	82.19	10:31:58.976
2 -	1:10.017 (1)		84.34	10:33:08.993
3 -	1:16.583 P	6.566	77.11	10:34:25.576

P4 19 David CHAPMAN				
LAP	LAP TIME	DIFF	MPH	TIME OF DAY
1 -	4:11.245 D	1.037	82.92	10:31:42.641
2 -	1:10.178 (1)		84.15	10:32:52.819
3 -	1:28.651 P	18.473	66.61	10:34:21.470

P5 42 Khali ATKINS				
LAP	LAP TIME	DIFF	MPH	TIME OF DAY
1 -	4:11.078 D		83.08	10:31:29.800
2 -	1:30.200 P		65.47	10:33:00.000

2024 Miata Trophy

SUPERPOLE - STATISTICS

Competitors Started 5
Planned Start 2024-04-13 @ 10:25:00.000
Actual Start 2024-04-13 @ 10:29:44.704
Finish Time 2024-04-13 @ 10:36:56.676
Track Length 1.6404mi.
Total Laps 14
Total Distance Covered 22.9664mi.

Session Fastest Lap History

NO	NAME	LAP TIME	TIME OF DAY	LAP	VEHICLE
7	Alex MILLER	1:09.490	10:32:42.453	2	Miller Motorsport #7

Flag History


TYPE	TIME OF DAY
GREEN	10:29:44.704
FINISH	10:36:56.676

Flag Statistics

TYPE	COUNT	TOTAL LAPS	TOTAL TIME
Green	1	3	7:11.973
Red	0	0	0.000
Safety Car	0	0	0.000
FCY	0	0	0.000

2024 Miata Trophy

RACE 2 - GRID (20 minutes) - AMENDED

ROW 13			25	7 Alex MILLER		
ROW 12				10 second delay		
ROW 11						
ROW 10			19	1:12.972 48 Chas ALLEN		
ROW 9		18	1:12.617 121 Gary SMITH		17	1:12.043 6 Colin WELLS
ROW 8	16	1:10.966 24 Charlie LANE		15	1:10.941 10 Edward MCDERMOTT	
ROW 7		14	1:10.856 28 Jack HODGES		13	1:10.766 2 John ROBINSON
ROW 6	12	1:10.687 40 Raymond WORLEY		11	1:10.489 55 Simon FLEET	
ROW 5		10	1:10.436 14 Connor CLIFFORD		9	1:10.288 33 Dillon STEPNEY
ROW 4	8	1:10.070 88 Roan LUNDY		7	1:09.889 26 Drew FLETCHER	
ROW 3		6	1:09.862 4 Nicholas STOTT		5	1:09.734 1 Declan LEE
ROW 2	4	1:09.676 42 Khali ATKINS		3	1:10.178 19 David CHAPMAN	
ROW 1		2	1:10.017 73 Daniel PARRANS-SMITH		1	1:09.814 5 John LANGRIDGE
Pole						
						

These results are provisional until the conclusion of any judicial and technical matters.

Silverstone National: 1.6404 miles

Clerk Of Course: Ian Denyer


Stewards:

Timekeeper: Rob Cook



2024 Miata Trophy

RACE 2 - GRID (20 minutes)

ROW 10	20	1:12.972	48 Chas ALLEN	19	1:12.617	121 Gary SMITH		
ROW 9			18	1:12.043	6 Colin WELLS	17	1:10.966	24 Charlie LANE
ROW 8	16	1:10.941	10 Edward MCDERMOTT	15	1:10.856	28 Jack HODGES		
ROW 7			14	1:10.766	2 John ROBINSON	13	1:10.687	40 Raymond WORLEY
ROW 6	12	1:10.489	55 Simon FLEET	11	1:10.436	14 Connor CLIFFORD		
ROW 5			10	1:10.288	33 Dillon STEPNEY	9	1:10.070	88 Roan LUNDY
ROW 4	8	1:09.889	26 Drew FLETCHER	7	1:09.862	4 Nicholas STOTT		
ROW 3			6	1:09.734	1 Declan LEE	5	1:09.676	42 Khali ATKINS
ROW 2	4	1:10.178	19 David CHAPMAN	3	1:10.017	73 Daniel PARRANS-SMITH		
ROW 1			2	1:09.814	5 John LANGRIDGE	1	1:09.490	7 Alex MILLER
Pole								
								

These results are provisional until the conclusion of any judicial and technical matters.

Silverstone National: 1.6404 miles

Clerk Of Course: Ian Denyer

Stewards:

Timekeeper: Rob Cook



2024 Miata Trophy

RACE 2 - CLASSIFICATION

Race Distance: 18 Laps / 29.52 miles

POS	NO	NAME	ENTRY	LAPS	TIME	GAP	DIFF	MPH	BEST	ON	GRD	↑↓
1	4	Nicholas STOTT	Hills Motorsport	18	21:10.045			83.69	1:09.911	2	6	5
2	5	John LANGRIDGE	Miller Motorsport	18	21:11.427	1.382	1.382	83.60	1:09.714	2	1	-1
3	33	Dillon STEPNEY	Hills Motorsport	18	21:16.932	6.887	5.505	83.24	1:09.954	15	9	6
4	1*	Declan LEE	Hills Motorsport	18	21:17.124	7.079	0.192	83.23	1:09.929	3	5	1
5	42	Khali ATKINS	Hills Motorsports	18	21:18.387	8.342	1.263	83.15	1:09.924	3	4	-1
6	73	Daniel PARRANS-SMITH	Hills Motorsport	18	21:20.620	10.575	2.233	83.00	1:09.807	5	2	-4
7	7	Alex MILLER	Miller Motorsport #7	18	21:21.486	11.441	0.866	82.95	1:09.502	7	20	13
8	10*	Edward MCDERMOTT	Paul Sheard Autosport	18	21:21.879	11.834	0.393	82.92	1:10.020	18	15	7
9	14	Connor CLIFFORD	Hills Motorsport	18	21:22.489	12.444	0.610	82.88	1:10.283	3	10	1
10	88*	Roan LUNDY	Hills Motorsport	18	21:24.681	14.636	2.192	82.74	1:09.968	3	8	-2
11	2	John ROBINSON	Misty Racing	18	21:25.921	15.876	1.240	82.66	1:10.444	3	13	2
12	26*	Drew FLETCHER	Hills Motorsport	18	21:28.170	18.125	2.249	82.52	1:09.635	2	7	-5
13	40	Raymond WORLEY	Boreham Motorsport	18	21:28.529	18.484	0.359	82.49	1:10.497	4	12	-1
14	24	Charlie LANE	Misty Racing	18	21:29.939	19.894	1.410	82.40	1:10.267	3	16	2
15	55	Simon FLEET	Jiffy Winks	18	21:42.843	32.798	12.904	81.59	1:10.463	2	11	-4
16	28	Jack HODGES	North West Racing	18	21:43.035	32.990	0.192	81.58	1:11.610	8	14	-2
17	121	Gary SMITH	On the spot racing	18	21:43.352	33.307	0.317	81.56	1:11.444	2	18	1
18	48	Chas ALLEN	Rosbif Racing	18	22:03.426	53.381	20.074	80.32	1:12.353	3	19	1
19	6	Colin WELLS	BC Cars Motorsport	18	22:05.012	54.967	1.586	80.22	1:11.912	4	17	-2
20	19*	David CHAPMAN	Paul Sheard Autosport	17	21:28.144	1 Lap	1 Lap	77.93	1:09.804	3	3	-17

FASTEST LAP

7	Alex MILLER	Miller Motorsport #7	7	1:09.502	84.97 mph	136.74 kph
---	-------------	----------------------	---	----------	-----------	------------

Comments:

Cars 1, 7, 19, 26, 42, 73, 88 - 5 second penalty for exceeding track limits

Cars 26, 73 - 10 second penalty applied for exceeding track limits

Weather / Track : Bright / Dry

These results are provisional until the conclusion of any judicial and technical matters.

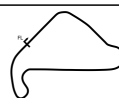
Date: 13/04/2024 Start: 13:32 Finish: 13:54

Silverstone National: 1.6404 miles

Clerk Of Course: Ian Denyer

Stewards:

Timekeeper: Rob Cook



2024 Miata Trophy

RACE 2 - LAP CHART

LAP 1 @ 13:34:10.874			LAP 2 @ 13:35:20.588			LAP 3 @ 13:36:30.539			LAP 4 @ 13:37:40.395			LAP 5 @ 13:38:50.317		
NO	BEHIND	LAP TIME	NO	BEHIND	LAP TIME	NO	BEHIND	LAP TIME	NO	BEHIND	LAP TIME	NO	BEHIND	LAP TIME
5		1:11.521	5		1:09.714	5		1:09.951	5		1:09.856	5		1:09.922
73	1.202	1:12.723	73	1.426	1:09.938	73	1.296	1:09.821	73	1.308	1:09.868	73	1.193	1:09.807
1	1.515	1:13.036	1	1.796	1:09.995	1	1.774	1:09.929	1	1.847	1:09.929	1	2.129	1:10.204
26	2.340	1:13.861	26	2.261	1:09.635	26	2.166	1:09.856	26	2.566	1:10.256	26	2.458	1:09.814
4	2.751	1:14.272	4	2.948	1:09.911	4	3.057	1:10.060	4	3.391	1:10.190	4	3.651	1:10.182
42	2.916	1:14.437	88	3.654	1:10.018	88	3.671	1:09.968	42	4.346	1:10.323	42	4.803	1:10.379
19	3.129	1:14.650	42	3.906	1:10.704	42	3.879	1:09.924	19	4.738	1:10.415	19	6.067	1:11.251
88	3.350	1:14.871	19	4.326	1:10.911	19	4.179	1:09.804	88	4.778	1:10.963	88	6.069	1:11.213
33	3.791	1:15.312	33	4.625	1:10.548	14	4.998	1:10.283	14	5.908	1:10.766	14	6.476	1:10.490
14	4.088	1:15.609	14	4.666	1:10.292	33	5.266	1:10.592	33	6.046	1:10.636	33	6.669	1:10.545
55	4.419	1:15.940	55	5.168	1:10.463	55	5.697	1:10.480	55	6.473	1:10.632	55	7.216	1:10.665
2	4.725	1:16.246	2	5.507	1:10.496	2	6.000	1:10.444	2	6.660	1:10.516	2	7.581	1:10.843
24	4.969	1:16.490	24	6.084	1:10.829	24	6.400	1:10.267	24	7.008	1:10.464	40	9.101	1:11.323
40	5.474	1:16.995	40	6.478	1:10.718	40	7.059	1:10.532	40	7.700	1:10.497	24	10.997	1:13.911
121	6.091	1:17.612	121	7.821	1:11.444	121	9.518	1:11.648	10	11.651	1:11.547	10	12.874	1:11.145
10	6.321	1:17.842	10	8.086	1:11.479	10	9.960	1:11.825	121	12.199	1:12.537	7	13.256	1:10.038
28	6.611	1:18.132	28	8.529	1:11.632	28	10.365	1:11.787	28	12.586	1:12.077	121	14.409	1:12.132
48	8.845	1:20.366	48	11.968	1:12.837	7	13.039	1:10.214	7	13.140	1:09.957	28	14.984	1:12.320
6	9.642	1:21.163	6	12.228	1:12.300	48	14.370	1:12.353	6	16.808	1:11.912	6	20.160	1:13.274
7	12.363	1:23.884	7	12.776	1:10.127	6	14.752	1:12.475	48	17.469	1:12.955	48	20.577	1:13.030

2024 Miata Trophy

RACE 2 - LAP CHART

LAP 6 @ 13:40:00.492			LAP 7 @ 13:41:10.673			LAP 8 @ 13:42:21.148			LAP 9 @ 13:43:31.267			LAP 10 @ 13:44:41.509		
NO	BEHIND	LAP TIME	NO	BEHIND	LAP TIME	NO	BEHIND	LAP TIME	NO	BEHIND	LAP TIME	NO	BEHIND	LAP TIME
5		1:10.175	5		1:10.181	73		1:09.887	73		1:10.119	73		1:10.242
73	0.862	1:09.844	73	0.588	1:09.907	5	0.128	1:10.603	5	0.211	1:10.202	5	0.188	1:10.219
1	2.442	1:10.488	26	3.295	1:10.869	26	3.722	1:10.902	4	4.039	1:10.424	4	4.375	1:10.578
26	2.607	1:10.324	1	3.499	1:11.238	4	3.734	1:10.632	1	4.594	1:10.797	1	4.791	1:10.439
4	3.443	1:09.967	4	3.577	1:10.315	1	3.916	1:10.892	26	5.305	1:11.702	26	5.149	1:10.086
42	5.332	1:10.704	42	5.622	1:10.471	42	5.546	1:10.399	42	5.541	1:10.114	42	5.964	1:10.665
19	7.117	1:11.225	14	8.814	1:11.716	14	9.625	1:11.286	14	10.451	1:10.945	88	11.246	1:10.714
14	7.279	1:10.978	88	8.978	1:11.562	88	9.828	1:11.325	88	10.774	1:11.065	33	11.514	1:10.696
33	7.597	1:11.103	19	9.042	1:12.106	33	10.198	1:11.393	33	11.060	1:10.981	7	11.770	1:10.324
88	7.597	1:11.703	33	9.280	1:11.864	19	10.223	1:11.656	7	11.688	1:10.063	14	11.961	1:11.752
55	8.038	1:10.997	2	9.397	1:11.340	2	10.369	1:11.447	2	12.295	1:12.045	2	12.681	1:10.628
2	8.238	1:10.832	55	9.925	1:12.068	55	10.880	1:11.430	40	12.703	1:11.206	40	13.371	1:10.910
40	10.055	1:11.129	40	11.118	1:11.244	40	11.616	1:10.973	10	14.248	1:10.796	10	14.222	1:10.216
24	12.185	1:11.363	7	12.442	1:09.502	7	11.744	1:09.777	24	17.989	1:11.282	24	19.173	1:11.426
7	13.121	1:10.040	24	13.129	1:11.125	10	13.571	1:10.496	121	21.691	1:12.172	121	23.434	1:11.985
10	13.491	1:10.792	10	13.550	1:10.240	24	16.826	1:14.172	28	22.247	1:12.329	28	23.931	1:11.926
28	16.655	1:11.846	121	18.455	1:11.768	121	19.638	1:11.658	55	24.925	1:24.164	55	27.475	1:12.792
121	16.868	1:12.634	28	18.902	1:12.428	28	20.037	1:11.610	6	32.009	1:13.177	6	36.097	1:14.330
6	23.183	1:13.198	6	26.165	1:13.163	6	28.951	1:13.261	48	32.700	1:13.318	48	37.001	1:14.543
48	23.833	1:13.431	48	27.267	1:13.615	48	29.501	1:12.709	19	43.527	1:43.423 P			

2024 Miata Trophy

RACE 2 - LAP CHART

LAP 11 @ 13:45:52.522			LAP 12 @ 13:47:03.277			LAP 13 @ 13:48:14.057			LAP 14 @ 13:49:24.275			LAP 15 @ 13:50:34.494		
NO	BEHIND	LAP TIME	NO	BEHIND	LAP TIME	NO	BEHIND	LAP TIME	NO	BEHIND	LAP TIME	NO	BEHIND	LAP TIME
5		1:10.825	5		1:10.755	73		1:10.520	73		1:10.218	73		1:10.219
73	0.199	1:11.212	73	0.260	1:10.816	5	0.415	1:11.195	5	1.769	1:11.572	5	2.545	1:10.995
4	3.858	1:10.496	4	3.517	1:10.414	4	3.079	1:10.342	4	3.329	1:10.468	4	3.382	1:10.272
1	4.231	1:10.453	26	4.838	1:11.145	26	4.198	1:10.140	1	4.858	1:10.562	42	5.745	1:10.790
26	4.448	1:10.312	1	5.013	1:11.537	1	4.514	1:10.281	26	4.993	1:11.013	1	5.919	1:11.280
42	5.410	1:10.459	42	5.181	1:10.526	42	5.083	1:10.682	42	5.174	1:10.309	26	6.196	1:11.422
19	1 Lap	1:45.599	19	1 Lap	1:10.711	19	1 Lap	1:10.479	19	1 Lap	1:11.305	7	10.892	1:09.837
33	11.150	1:10.649	33	11.238	1:10.843	33	11.096	1:10.638	7	11.274	1:09.758	33	11.197	1:09.954
88	11.538	1:11.305	7	11.682	1:10.748	7	11.734	1:10.832	33	11.462	1:10.584	88	12.669	1:10.640
7	11.689	1:10.932	88	11.890	1:11.107	88	12.071	1:10.961	88	12.248	1:10.395	19	1 Lap	1:14.613
14	12.100	1:11.152	14	12.875	1:11.530	14	13.261	1:11.166	14	14.276	1:11.233	14	14.925	1:10.868
2	12.353	1:10.685	2	13.067	1:11.469	2	14.271	1:11.984	10	15.264	1:11.079	10	15.879	1:10.834
40	13.394	1:11.036	10	14.523	1:11.753	10	14.403	1:10.660	2	15.293	1:11.240	2	16.853	1:11.779
10	13.525	1:10.316	40	14.983	1:12.344	40	14.976	1:10.773	40	16.053	1:11.295	40	17.311	1:11.477
24	19.420	1:11.260	24	19.639	1:10.974	24	19.814	1:10.955	24	21.000	1:11.404	24	21.499	1:10.718
121	24.540	1:12.119	121	25.807	1:12.022	121	27.029	1:12.002	28	29.258	1:12.002	28	31.389	1:12.350
28	25.263	1:12.345	28	26.313	1:11.805	28	27.474	1:11.941	121	29.411	1:12.600	121	31.507	1:12.315
55	27.867	1:11.405	55	28.235	1:11.123	55	28.602	1:11.147	55	29.626	1:11.242	55	31.806	1:12.399
6	39.007	1:13.923	48	41.831	1:13.329	48	43.603	1:12.552	48	46.221	1:12.836	48	49.066	1:13.064
48	39.257	1:13.269	6	42.713	1:14.461	6	44.801	1:12.868	6	47.873	1:13.290	6	50.576	1:12.922

2024 Miata Trophy

RACE 2 - LAP CHART

LAP 16 @ 13:51:44.707			LAP 17 @ 13:52:54.815			LAP 18 @ 13:54:04.973		
NO	BEHIND	LAP TIME	NO	BEHIND	LAP TIME	NO	BEHIND	LAP TIME
73		1:10.213	73		1:10.108	73		1:10.158
4	3.599	1:10.430	4	4.091	1:10.600	4	4.425	1:10.492
5	4.362	1:12.030	5	5.274	1:11.020	5	5.807	1:10.691
1	5.953	1:10.247	1	6.461	1:10.616	1	6.504	1:10.201
42	6.581	1:11.049	26	7.030	1:10.524	26	7.550	1:10.678
26	6.614	1:10.631	42	7.543	1:11.070	42	7.767	1:10.382
7	10.710	1:10.031	7	10.799	1:10.197	7	10.866	1:10.225
33	11.328	1:10.344	33	11.305	1:10.085	33	11.312	1:10.165
88	13.248	1:10.792	88	13.662	1:10.522	88	14.061	1:10.557
19	1 Lap	1:10.849	19	1 Lap	1:10.490	10	16.259	1:10.020
14	15.295	1:10.583	14	16.280	1:11.093	14	16.869	1:10.747
10	15.701	1:10.035	10	16.397	1:10.804	19	1 Lap	1:13.657
2	17.615	1:10.975	2	19.046	1:11.539	2	20.301	1:11.413
40	19.636	1:12.538	40	21.169	1:11.641	40	22.909	1:11.898
24	22.770	1:11.484	24	23.748	1:11.086	24	24.319	1:10.729
28	33.397	1:12.221	28	35.432	1:12.143	55	37.223	1:11.808
55	33.879	1:12.286	55	35.573	1:11.802	28	37.415	1:12.141
121	34.151	1:12.857	121	35.892	1:11.849	121	37.732	1:11.998
48	52.232	1:13.379	48	55.029	1:12.905	48	57.806	1:12.935
6	53.214	1:12.851	6	55.944	1:12.838	6	59.392	1:13.606

2024 Miata Trophy

RACE 2 - POSITION CHART

No	Name	Lap																		
		Pos	1	2	3	4	5	6	7	8	9	10	11	12	13	14	15	16	17	18
5	LANGRIDGE	1	5	5	5	5	5	5	5	73	73	73	5	5	73	73	73	73	73	73
73	PARRANS-SMITH	2	73	73	73	73	73	73	73	5	5	5	73	73	5	5	5	4	4	4
19	CHAPMAN	3	1	1	1	1	1	1	26	26	4	4	4	4	4	4	4	5	5	5
42	ATKINS	4	26	26	26	26	26	26	1	4	1	1	1	26	26	1	42	1	1	1
1	LEE	5	4	4	4	4	4	4	4	1	26	26	26	1	1	26	1	42	26	26
4	STOTT	6	42	88	88	42	42	42	42	42	42	42	42	42	42	42	26	26	42	42
26	FLETCHER	7	19	42	42	19	19	19	14	14	14	88	33	33	33	7	7	7	7	7
88	LUNDY	8	88	19	19	88	88	14	88	88	88	33	88	7	7	33	33	33	33	33
33	STEPNEY	9	33	33	14	14	14	33	19	33	33	7	7	88	88	88	88	88	88	88
14	CLIFFORD	10	14	14	33	33	33	88	33	19	7	14	14	14	14	14	14	14	14	10
55	FLEET	11	55	55	55	55	55	55	2	2	2	2	2	2	2	2	10	10	10	10
40	WORLEY	12	2	2	2	2	2	2	55	55	40	40	40	10	10	2	2	2	2	2
2	ROBINSON	13	24	24	24	24	40	40	40	40	10	10	10	40	40	40	40	40	40	40
28	HODGES	14	40	40	40	40	24	24	7	7	24	24	24	24	24	24	24	24	24	24
10	MCDERMOTT	15	121	121	121	10	10	7	24	10	121	121	121	121	121	28	28	28	28	55
24	LANE	16	10	10	10	121	7	10	10	24	28	28	28	28	28	121	121	55	55	28
6	WELLS	17	28	28	28	28	121	28	121	121	55	55	55	55	55	55	55	121	121	121
121	SMITH	18	48	48	7	7	28	121	28	28	6	6	6	48	48	48	48	48	48	48
48	ALLEN	19	6	6	48	6	6	6	6	6	48	48	48	6	6	6	6	6	6	6
7	MILLER	20	7	7	6	48	48	48	48	48	19	19	19	19	19	19	19	19	19	19

2024 Miata Trophy

RACE 2 - LAP ANALYSIS

DIFF = Difference To Personal Best Lap

P1 4 Nicholas STOTT				
LAP	LAP TIME	DIFF	MPH	TIME OF DAY
1 -	1:14.272	4.361	79.51	13:34:13.625
2 -	1:09.911 (1)		84.47	13:35:23.536
3 -	1:10.060 (3)	0.149	84.29	13:36:33.596
4 -	1:10.190	0.279	84.13	13:37:43.786
5 -	1:10.182	0.271	84.14	13:38:53.968
6 -	1:09.967 (2)	0.056	84.40	13:40:03.935
7 -	1:10.315	0.404	83.98	13:41:14.250
8 -	1:10.632	0.721	83.61	13:42:24.882
9 -	1:10.424	0.513	83.85	13:43:35.306
10 -	1:10.578	0.667	83.67	13:44:45.884
11 -	1:10.496	0.585	83.77	13:45:56.380
12 -	1:10.414	0.503	83.87	13:47:06.794
13 -	1:10.342	0.431	83.95	13:48:17.136
14 -	1:10.468	0.557	83.80	13:49:27.604
15 -	1:10.272	0.361	84.04	13:50:37.876
16 -	1:10.430	0.519	83.85	13:51:48.306
17 -	1:10.600	0.689	83.64	13:52:58.906
18 -	1:10.492	0.581	83.77	13:54:09.398

P2 5 John LANGRIDGE				
LAP	LAP TIME	DIFF	MPH	TIME OF DAY
1 -	1:11.521	1.807	82.57	13:34:10.874
2 -	1:09.714 (1)		84.71	13:35:20.588
3 -	1:09.951	0.237	84.42	13:36:30.539
4 -	1:09.856 (2)	0.142	84.54	13:37:40.395
5 -	1:09.922 (3)	0.208	84.46	13:38:50.317
6 -	1:10.175	0.461	84.15	13:40:00.492
7 -	1:10.181	0.467	84.14	13:41:10.673
8 -	1:10.603	0.889	83.64	13:42:21.276
9 -	1:10.202	0.488	84.12	13:43:31.478
10 -	1:10.219	0.505	84.10	13:44:41.697
11 -	1:10.825	1.111	83.38	13:45:52.522
12 -	1:10.755	1.041	83.46	13:47:03.277
13 -	1:11.195	1.481	82.95	13:48:14.472
14 -	1:11.572	1.858	82.51	13:49:26.044
15 -	1:10.995	1.281	83.18	13:50:37.039
16 -	1:12.030	2.316	81.98	13:51:49.069
17 -	1:11.020	1.306	83.15	13:53:00.089
18 -	1:10.691	0.977	83.54	13:54:10.780

P3 33 Dillon STEPNEY				
LAP	LAP TIME	DIFF	MPH	TIME OF DAY
1 -	1:15.312	5.358	78.41	13:34:14.665
2 -	1:10.548	0.594	83.71	13:35:25.213
3 -	1:10.592	0.638	83.65	13:36:35.805
4 -	1:10.636	0.682	83.60	13:37:46.441
5 -	1:10.545	0.591	83.71	13:38:56.986
6 -	1:11.103	1.149	83.05	13:40:08.089
7 -	1:11.864	1.910	82.17	13:41:19.953
8 -	1:11.393	1.439	82.72	13:42:31.346
9 -	1:10.981	1.027	83.20	13:43:42.327
10 -	1:10.696	0.742	83.53	13:44:53.023
11 -	1:10.649	0.695	83.59	13:46:03.672
12 -	1:10.843	0.889	83.36	13:47:14.515
13 -	1:10.638	0.684	83.60	13:48:25.153
14 -	1:10.584	0.630	83.66	13:49:35.737
15 -	1:09.954 (1)		84.42	13:50:45.691
16 -	1:10.344	0.390	83.95	13:51:56.035
17 -	1:10.085 (2)	0.131	84.26	13:53:06.120
18 -	1:10.165 (3)	0.211	84.16	13:54:16.285

DIFF = Difference To Personal Best Lap

P4 1 Declan LEE				
LAP	LAP TIME	DIFF	MPH	TIME OF DAY
1 -	1:13.036	3.107	80.85	13:34:12.389
2 -	1:09.995 (3)	0.066	84.37	13:35:22.384
3 -	1:09.929 (1)		84.45	13:36:32.313
4 -	1:09.929 (1)		84.45	13:37:42.242
5 -	1:10.204	0.275	84.12	13:38:52.446
6 -	1:10.488	0.559	83.78	13:40:02.934
7 -	1:11.238	1.309	82.90	13:41:14.172
8 -	1:10.892	0.963	83.30	13:42:25.064
9 -	1:10.797	0.868	83.41	13:43:35.861
10 -	1:10.439	0.510	83.84	13:44:46.300
11 -	1:10.453	0.524	83.82	13:45:56.753
12 -	1:11.537	1.608	82.55	13:47:08.290
13 -	1:10.281	0.352	84.02	13:48:18.571
14 -	1:10.562	0.633	83.69	13:49:29.133
15 -	1:11.280	1.351	82.85	13:50:40.413
16 -	1:10.247	0.318	84.07	13:51:50.660
17 -	1:10.616	0.687	83.63	13:53:01.276
18 -	1:10.201	0.272	84.12	13:54:11.477

P5 42 Khali ATKINS				
LAP	LAP TIME	DIFF	MPH	TIME OF DAY
1 -	1:14.437	4.513	79.33	13:34:13.790
2 -	1:10.704	0.780	83.52	13:35:24.494
3 -	1:09.924 (1)		84.45	13:36:34.418
4 -	1:10.323	0.399	83.97	13:37:44.741
5 -	1:10.379	0.455	83.91	13:38:55.120
6 -	1:10.704	0.780	83.52	13:40:05.824
7 -	1:10.471	0.547	83.80	13:41:16.295
8 -	1:10.399	0.475	83.88	13:42:26.694
9 -	1:10.114 (2)	0.190	84.22	13:43:36.808
10 -	1:10.665	0.741	83.57	13:44:47.473
11 -	1:10.459	0.535	83.81	13:45:57.932
12 -	1:10.526	0.602	83.73	13:47:08.458
13 -	1:10.682	0.758	83.55	13:48:19.140
14 -	1:10.309 (3)	0.385	83.99	13:49:29.449
15 -	1:10.790	0.866	83.42	13:50:40.239
16 -	1:11.049	1.125	83.12	13:51:51.288
17 -	1:11.070	1.146	83.09	13:53:02.358
18 -	1:10.382	0.458	83.90	13:54:12.740

P6 88 Roan LUNDY				
LAP	LAP TIME	DIFF	MPH	TIME OF DAY
1 -	1:14.871	4.903	78.87	13:34:14.224
2 -	1:10.018 (2)	0.050	84.34	13:35:24.242
3 -	1:09.968 (1)		84.40	13:36:34.210
4 -	1:10.963	0.995	83.22	13:37:45.173
5 -	1:11.213	1.245	82.92	13:38:56.386
6 -	1:11.703	1.735	82.36	13:40:08.089
7 -	1:11.562	1.594	82.52	13:41:19.651
8 -	1:11.325	1.357	82.79	13:42:30.976
9 -	1:11.065	1.097	83.10	13:43:42.041
10 -	1:10.714	0.746	83.51	13:44:52.755
11 -	1:11.305	1.337	82.82	13:46:04.060
12 -	1:11.107	1.139	83.05	13:47:15.167
13 -	1:10.961	0.993	83.22	13:48:26.128
14 -	1:10.395 (3)	0.427	83.89	13:49:36.523
15 -	1:10.640	0.672	83.60	13:50:47.163
16 -	1:10.792	0.824	83.42	13:51:57.955
17 -	1:10.522	0.554	83.74	13:53:08.477
18 -	1:10.557	0.589	83.70	13:54:19.034

2024 Miata Trophy

RACE 2 - LAP ANALYSIS

DIFF = Difference To Personal Best Lap

P7 73 Daniel PARRANS-SMITH				
LAP	LAP TIME	DIFF	MPH	TIME OF DAY
1 -	1:12.723	2.916	81.20	13:34:12.076
2 -	1:09.938	0.131	84.44	13:35:22.014
3 -	1:09.821 (2)	0.014	84.58	13:36:31.835
4 -	1:09.868	0.061	84.52	13:37:41.703
5 -	1:09.807 (1)		84.59	13:38:51.510
6 -	1:09.844 (3)	0.037	84.55	13:40:01.354
7 -	1:09.907	0.100	84.47	13:41:11.261
8 -	1:09.887	0.080	84.50	13:42:21.148
9 -	1:10.119	0.312	84.22	13:43:31.267
10 -	1:10.242	0.435	84.07	13:44:41.509
11 -	1:11.212	1.405	82.93	13:45:52.721
12 -	1:10.816	1.009	83.39	13:47:03.537
13 -	1:10.520	0.713	83.74	13:48:14.057
14 -	1:10.218	0.411	84.10	13:49:24.275
15 -	1:10.219	0.412	84.10	13:50:34.494
16 -	1:10.213	0.406	84.11	13:51:44.707
17 -	1:10.108	0.301	84.23	13:52:54.815
18 -	1:10.158	0.351	84.17	13:54:04.973

P8 7 Alex MILLER				
LAP	LAP TIME	DIFF	MPH	TIME OF DAY
1 -	1:23.884	14.382	70.40	13:34:23.237
2 -	1:10.127	0.625	84.21	13:35:33.364
3 -	1:10.214	0.712	84.10	13:36:43.578
4 -	1:09.957	0.455	84.41	13:37:53.535
5 -	1:10.038	0.536	84.32	13:39:03.573
6 -	1:10.040	0.538	84.31	13:40:13.613
7 -	1:09.502 (1)		84.97	13:41:23.115
8 -	1:09.777 (3)	0.275	84.63	13:42:32.892
9 -	1:10.063	0.561	84.29	13:43:42.955
10 -	1:10.324	0.822	83.97	13:44:53.279
11 -	1:10.932	1.430	83.25	13:46:04.211
12 -	1:10.748	1.246	83.47	13:47:14.959
13 -	1:10.832	1.330	83.37	13:48:25.791
14 -	1:09.758 (2)	0.256	84.65	13:49:35.549
15 -	1:09.837	0.335	84.56	13:50:45.386
16 -	1:10.031	0.529	84.32	13:51:55.417
17 -	1:10.197	0.695	84.12	13:53:05.614
18 -	1:10.225	0.723	84.09	13:54:15.839

P9 10 Edward MCDERMOTT				
LAP	LAP TIME	DIFF	MPH	TIME OF DAY
1 -	1:17.842	7.822	75.86	13:34:17.195
2 -	1:11.479	1.459	82.62	13:35:28.674
3 -	1:11.825	1.805	82.22	13:36:40.499
4 -	1:11.547	1.527	82.54	13:37:52.046
5 -	1:11.145	1.125	83.00	13:39:03.191
6 -	1:10.792	0.772	83.42	13:40:13.983
7 -	1:10.240	0.220	84.07	13:41:24.223
8 -	1:10.496	0.476	83.77	13:42:34.719
9 -	1:10.796	0.776	83.41	13:43:45.515
10 -	1:10.216 (3)	0.196	84.10	13:44:55.731
11 -	1:10.316	0.296	83.98	13:46:06.047
12 -	1:11.753	1.733	82.30	13:47:17.800
13 -	1:10.660	0.640	83.57	13:48:28.460
14 -	1:11.079	1.059	83.08	13:49:39.539
15 -	1:10.834	0.814	83.37	13:50:50.373
16 -	1:10.035 (2)	0.015	84.32	13:52:00.408
17 -	1:10.804	0.784	83.40	13:53:11.212
18 -	1:10.020 (1)		84.34	13:54:21.232

DIFF = Difference To Personal Best Lap

P10 14 Connor CLIFFORD				
LAP	LAP TIME	DIFF	MPH	TIME OF DAY
1 -	1:15.609	5.326	78.10	13:34:14.962
2 -	1:10.292 (2)	0.009	84.01	13:35:25.254
3 -	1:10.283 (1)		84.02	13:36:35.537
4 -	1:10.766	0.483	83.45	13:37:46.303
5 -	1:10.490 (3)	0.207	83.78	13:38:56.793
6 -	1:10.978	0.695	83.20	13:40:07.771
7 -	1:11.716	1.433	82.34	13:41:19.487
8 -	1:11.286	1.003	82.84	13:42:30.773
9 -	1:10.945	0.662	83.24	13:43:41.718
10 -	1:11.752	1.469	82.30	13:44:53.470
11 -	1:11.152	0.869	83.00	13:46:04.622
12 -	1:11.530	1.247	82.56	13:47:16.152
13 -	1:11.166	0.883	82.98	13:48:27.318
14 -	1:11.233	0.950	82.90	13:49:38.551
15 -	1:10.868	0.585	83.33	13:50:49.419
16 -	1:10.583	0.300	83.66	13:52:00.002
17 -	1:11.093	0.810	83.06	13:53:11.095
18 -	1:10.747	0.464	83.47	13:54:21.842

P11 2 John ROBINSON				
LAP	LAP TIME	DIFF	MPH	TIME OF DAY
1 -	1:16.246	5.802	77.45	13:34:15.599
2 -	1:10.496 (2)	0.052	83.77	13:35:26.095
3 -	1:10.444 (1)		83.83	13:36:36.539
4 -	1:10.516 (3)	0.072	83.74	13:37:47.055
5 -	1:10.843	0.399	83.36	13:38:57.898
6 -	1:10.832	0.388	83.37	13:40:08.730
7 -	1:11.340	0.896	82.78	13:41:20.070
8 -	1:11.447	1.003	82.65	13:42:31.517
9 -	1:12.045	1.601	81.97	13:43:43.562
10 -	1:10.628	0.184	83.61	13:44:54.190
11 -	1:10.685	0.241	83.54	13:46:04.875
12 -	1:11.469	1.025	82.63	13:47:16.344
13 -	1:11.984	1.540	82.04	13:48:28.328
14 -	1:11.240	0.796	82.89	13:49:39.568
15 -	1:11.779	1.335	82.27	13:50:51.347
16 -	1:10.975	0.531	83.20	13:52:02.322
17 -	1:11.539	1.095	82.55	13:53:13.861
18 -	1:11.413	0.969	82.69	13:54:25.274

P12 26 Drew FLETCHER				
LAP	LAP TIME	DIFF	MPH	TIME OF DAY
1 -	1:13.861	4.226	79.95	13:34:13.214
2 -	1:09.635 (1)		84.80	13:35:22.849
3 -	1:09.856 (3)	0.221	84.54	13:36:32.705
4 -	1:10.256	0.621	84.05	13:37:42.961
5 -	1:09.814 (2)	0.179	84.59	13:38:52.775
6 -	1:10.324	0.689	83.97	13:40:03.099
7 -	1:10.869	1.234	83.33	13:41:13.968
8 -	1:10.902	1.267	83.29	13:42:24.870
9 -	1:11.702	2.067	82.36	13:43:36.572
10 -	1:10.086	0.451	84.26	13:44:46.658
11 -	1:10.312	0.677	83.99	13:45:56.970
12 -	1:11.145	1.510	83.00	13:47:08.115
13 -	1:10.140	0.505	84.19	13:48:18.255
14 -	1:11.013	1.378	83.16	13:49:29.268
15 -	1:11.422	1.787	82.68	13:50:40.690
16 -	1:10.631	0.996	83.61	13:51:51.321
17 -	1:10.524	0.889	83.73	13:53:01.845
18 -	1:10.678	1.043	83.55	13:54:12.523

2024 Miata Trophy

RACE 2 - LAP ANALYSIS

DIFF = Difference To Personal Best Lap

P13 40 Raymond WORLEY				
LAP	LAP TIME	DIFF	MPH	TIME OF DAY
1 -	1:16.995	6.498	76.70	13:34:16.348
2 -	1:10.718 (3)	0.221	83.51	13:35:27.066
3 -	1:10.532 (2)	0.035	83.73	13:36:37.598
4 -	1:10.497 (1)		83.77	13:37:48.095
5 -	1:11.323	0.826	82.80	13:38:59.418
6 -	1:11.129	0.632	83.02	13:40:10.547
7 -	1:11.244	0.747	82.89	13:41:21.791
8 -	1:10.973	0.476	83.21	13:42:32.764
9 -	1:11.206	0.709	82.93	13:43:43.970
10 -	1:10.910	0.413	83.28	13:44:54.880
11 -	1:11.036	0.539	83.13	13:46:05.916
12 -	1:12.344	1.847	81.63	13:47:18.260
13 -	1:10.773	0.276	83.44	13:48:29.033
14 -	1:11.295	0.798	82.83	13:49:40.328
15 -	1:11.477	0.980	82.62	13:50:51.805
16 -	1:12.538	2.041	81.41	13:52:04.343
17 -	1:11.641	1.144	82.43	13:53:15.984
18 -	1:11.898	1.401	82.13	13:54:27.882

P14 24 Charlie LANE				
LAP	LAP TIME	DIFF	MPH	TIME OF DAY
1 -	1:16.490	6.223	77.20	13:34:15.843
2 -	1:10.829	0.562	83.37	13:35:26.672
3 -	1:10.267 (1)		84.04	13:36:36.939
4 -	1:10.464 (2)	0.197	83.81	13:37:47.403
5 -	1:13.911	3.644	79.90	13:39:01.314
6 -	1:11.363	1.096	82.75	13:40:12.677
7 -	1:11.125	0.858	83.03	13:41:23.802
8 -	1:14.172	3.905	79.62	13:42:37.974
9 -	1:11.282	1.015	82.84	13:43:49.256
10 -	1:11.426	1.159	82.68	13:45:00.682
11 -	1:11.260	0.993	82.87	13:46:11.942
12 -	1:10.974	0.707	83.20	13:47:22.916
13 -	1:10.955	0.688	83.23	13:48:33.871
14 -	1:11.404	1.137	82.70	13:49:45.275
15 -	1:10.718 (3)	0.451	83.51	13:50:55.993
16 -	1:11.484	1.217	82.61	13:52:07.477
17 -	1:11.086	0.819	83.07	13:53:18.563
18 -	1:10.729	0.462	83.49	13:54:29.292

P15 55 Simon FLEET				
LAP	LAP TIME	DIFF	MPH	TIME OF DAY
1 -	1:15.940	5.477	77.76	13:34:15.293
2 -	1:10.463 (1)		83.81	13:35:25.756
3 -	1:10.480 (2)	0.017	83.79	13:36:36.236
4 -	1:10.632 (3)	0.169	83.61	13:37:46.868
5 -	1:10.665	0.202	83.57	13:38:57.533
6 -	1:10.997	0.534	83.18	13:40:08.530
7 -	1:12.068	1.605	81.94	13:41:20.598
8 -	1:11.430	0.967	82.67	13:42:32.028
9 -	1:24.164	13.701	70.16	13:43:56.192
10 -	1:12.792	2.329	81.13	13:45:08.984
11 -	1:11.405	0.942	82.70	13:46:20.389
12 -	1:11.123	0.660	83.03	13:47:31.512
13 -	1:11.147	0.684	83.00	13:48:42.659
14 -	1:11.242	0.779	82.89	13:49:53.901
15 -	1:12.399	1.936	81.57	13:51:06.300
16 -	1:12.286	1.823	81.69	13:52:18.586
17 -	1:11.802	1.339	82.24	13:53:30.388
18 -	1:11.808	1.345	82.24	13:54:42.196

DIFF = Difference To Personal Best Lap

P16 28 Jack HODGES				
LAP	LAP TIME	DIFF	MPH	TIME OF DAY
1 -	1:18.132	6.522	75.58	13:34:17.485
2 -	1:11.632 (2)	0.022	82.44	13:35:29.117
3 -	1:11.787 (3)	0.177	82.26	13:36:40.904
4 -	1:12.077	0.467	81.93	13:37:52.981
5 -	1:12.320	0.710	81.66	13:39:05.301
6 -	1:11.846	0.236	82.19	13:40:17.147
7 -	1:12.428	0.818	81.53	13:41:29.575
8 -	1:11.610 (1)		82.46	13:42:41.185
9 -	1:12.329	0.719	81.65	13:43:53.514
10 -	1:11.926	0.316	82.10	13:45:05.440
11 -	1:12.345	0.735	81.63	13:46:17.785
12 -	1:11.805	0.195	82.24	13:47:29.590
13 -	1:11.941	0.331	82.09	13:48:41.531
14 -	1:12.002	0.392	82.02	13:49:53.533
15 -	1:12.350	0.740	81.62	13:51:05.883
16 -	1:12.221	0.611	81.77	13:52:18.104
17 -	1:12.143	0.533	81.86	13:53:30.247
18 -	1:12.141	0.531	81.86	13:54:42.388

P17 121 Gary SMITH				
LAP	LAP TIME	DIFF	MPH	TIME OF DAY
1 -	1:17.612	6.168	76.09	13:34:16.965
2 -	1:11.444 (1)		82.66	13:35:28.409
3 -	1:11.648 (2)	0.204	82.42	13:36:40.057
4 -	1:12.537	1.093	81.41	13:37:52.594
5 -	1:12.132	0.688	81.87	13:39:04.726
6 -	1:12.634	1.190	81.30	13:40:17.360
7 -	1:11.768	0.324	82.28	13:41:29.128
8 -	1:11.658 (3)	0.214	82.41	13:42:40.786
9 -	1:12.172	0.728	81.82	13:43:52.958
10 -	1:11.985	0.541	82.04	13:45:04.943
11 -	1:12.119	0.675	81.88	13:46:17.062
12 -	1:12.022	0.578	81.99	13:47:29.084
13 -	1:12.002	0.558	82.02	13:48:41.086
14 -	1:12.600	1.156	81.34	13:49:53.686
15 -	1:12.315	0.871	81.66	13:51:06.001
16 -	1:12.857	1.413	81.05	13:52:18.858
17 -	1:11.849	0.405	82.19	13:53:30.707
18 -	1:11.998	0.554	82.02	13:54:42.705

P18 48 Chas ALLEN				
LAP	LAP TIME	DIFF	MPH	TIME OF DAY
1 -	1:20.366	8.013	73.48	13:34:19.719
2 -	1:12.837	0.484	81.08	13:35:32.556
3 -	1:12.353 (1)		81.62	13:36:44.909
4 -	1:12.955	0.602	80.94	13:37:57.864
5 -	1:13.030	0.677	80.86	13:39:10.894
6 -	1:13.431	1.078	80.42	13:40:24.325
7 -	1:13.615	1.262	80.22	13:41:37.940
8 -	1:12.709 (3)	0.356	81.22	13:42:50.649
9 -	1:13.318	0.965	80.54	13:44:03.967
10 -	1:14.543	2.190	79.22	13:45:18.510
11 -	1:13.269	0.916	80.60	13:46:31.779
12 -	1:13.329	0.976	80.53	13:47:45.108
13 -	1:12.552 (2)	0.199	81.39	13:48:57.660
14 -	1:12.836	0.483	81.08	13:50:10.496
15 -	1:13.064	0.711	80.82	13:51:23.560
16 -	1:13.379	1.026	80.48	13:52:36.939
17 -	1:12.905	0.552	81.00	13:53:49.844
18 -	1:12.935	0.582	80.97	13:55:02.779

2024 Miata Trophy

RACE 2 - LAP ANALYSIS

DIFF = Difference To Personal Best Lap

P19 6 Colin WELLS				
LAP	LAP TIME	DIFF	MPH	TIME OF DAY
1 -	1:21.163	9.251	72.76	13:34:20.516
2 -	1:12.300 (2)	0.388	81.68	13:35:32.816
3 -	1:12.475 (3)	0.563	81.48	13:36:45.291
4 -	1:11.912 (1)		82.12	13:37:57.203
5 -	1:13.274	1.362	80.59	13:39:10.477
6 -	1:13.198	1.286	80.68	13:40:23.675
7 -	1:13.163	1.251	80.71	13:41:36.838
8 -	1:13.261	1.349	80.61	13:42:50.099
9 -	1:13.177	1.265	80.70	13:44:03.276
10 -	1:14.330	2.418	79.45	13:45:17.606
11 -	1:13.923	2.011	79.88	13:46:31.529
12 -	1:14.461	2.549	79.31	13:47:45.990
13 -	1:12.868	0.956	81.04	13:48:58.858
14 -	1:13.290	1.378	80.57	13:50:12.148
15 -	1:12.922	1.010	80.98	13:51:25.070
16 -	1:12.851	0.939	81.06	13:52:37.921
17 -	1:12.838	0.926	81.07	13:53:50.759
18 -	1:13.606	1.694	80.23	13:55:04.365

P20 19 David CHAPMAN				
LAP	LAP TIME	DIFF	MPH	TIME OF DAY
1 -	1:14.650	4.846	79.11	13:34:14.003
2 -	1:10.911	1.107	83.28	13:35:24.914
3 -	1:09.804 (1)		84.60	13:36:34.718
4 -	1:10.415 (2)	0.611	83.86	13:37:45.133
5 -	1:11.251	1.447	82.88	13:38:56.384
6 -	1:11.225	1.421	82.91	13:40:07.609
7 -	1:12.106	2.302	81.90	13:41:19.715
8 -	1:11.656	1.852	82.41	13:42:31.371
9 -	1:43.423 P	33.619	57.10	13:44:14.794
10 -	1:45.599	35.795	55.92	13:46:00.393
11 -	1:10.711	0.907	83.51	13:47:11.104
12 -	1:10.479 (3)	0.675	83.79	13:48:21.583
13 -	1:11.305	1.501	82.82	13:49:32.888
14 -	1:14.613	4.809	79.15	13:50:47.501
15 -	1:10.849	1.045	83.35	13:51:58.350
16 -	1:10.490	0.686	83.78	13:53:08.840
17 -	1:13.657	3.853	80.17	13:54:22.497

2024 Miata Trophy

RACE 2 - STATISTICS

Competitors Started	20
Planned Start	2024-04-13 @ 13:25:00.000
Actual Start	2024-04-13 @ 13:32:59.353
Finish Time	2024-04-13 @ 13:54:04.359
Track Length	1.6404mi.
Total Laps	359
Total Distance Covered	588.9263mi.

Session Fastest Lap History

NO	NAME	LAP TIME	TIME OF DAY	LAP	VEHICLE
5	John LANGRIDGE	1:09.714	13:35:20.585	2	Miller Motorsport
26	Drew FLETCHER	1:09.635	13:35:22.837	2	Hills Motorsport
7	Alex MILLER	1:09.502	13:41:23.109	7	Miller Motorsport #7

Session Leader History

NO	NAME	FROM LAP	LAPS LED	DISTANCE	VEHICLE
5	John LANGRIDGE	1	7	11.48 miles	Miller Motorsport
73	Daniel PARRANS-SMITH	8	3	4.92 miles	Hills Motorsport
5	John LANGRIDGE	11	2	3.28 miles	Miller Motorsport
73	Daniel PARRANS-SMITH	13	6	9.84 miles	Hills Motorsport

Flag History


TYPE	TIME OF DAY
GREEN	13:32:59.353
FINISH	13:54:04.359

Flag Statistics

TYPE	COUNT	TOTAL LAPS	TOTAL TIME
Green	1	18	24:11.768
Red	0	0	0.000
Safety Car	0	0	0.000
FCY	0	0	0.000

2024 Miata Trophy

RACE 6 - GRID (20 minutes)

ROW 10	20	19 David CHAPMAN	19	6 Colin WELLS	
ROW 9		18	48 Chas ALLEN	17	121 Gary SMITH
ROW 8	16	28 Jack HODGES	15	55 Simon FLEET	
ROW 7		14	24 Charlie LANE	13	40 Raymond WORLEY
ROW 6	12	26 Drew FLETCHER	11	2 John ROBINSON	
ROW 5		10	88 Roan LUNDY	9	14 Connor CLIFFORD
ROW 4	8	10 Edward MCDERMOTT	7	7 Alex MILLER	
ROW 3		6	73 Daniel PARRANS-SMITH	5	42 Khali ATKINS
ROW 2	4	1 Declan LEE	3	33 Dillon STEPNEY	
ROW 1		2	5 John LANGRIDGE	1	4 Nicholas STOTT
Pole					
					

These results are provisional until the conclusion of any judicial and technical matters.

Silverstone National: 1.6404 miles

Clerk Of Course: Ian Denyer

Stewards:

Timekeeper: Rob Cook



2024 Miata Trophy

RACE 6 - CLASSIFICATION

Race Distance: 18 Laps / 29.52 miles

POS	NO	NAME	ENTRY	LAPS	TIME	GAP	DIFF	MPH	BEST	ON	GRD	↑↓
1	73	Daniel PARRANS-SMITH	Hills Motorsport	18	21:08.655			83.79	1:09.695	3	6	5
2	1	Declan LEE	Hills Motorsport	18	21:10.137	1.482	1.482	83.69	1:09.883	9	4	2
3	7	Alex MILLER	Miller Motorsport #7	18	21:10.436	1.781	0.299	83.67	1:09.647	3	7	4
4	4	Nicholas STOTT	Hills Motorsport	18	21:11.381	2.726	0.945	83.61	1:09.738	17	1	-3
5	33	Dillon STEPNEY	Hills Motorsport	18	21:15.109	6.454	3.728	83.36	1:09.909	4	3	-2
6	14	Connor CLIFFORD	Hills Motorsport	18	21:17.465	8.810	2.356	83.21	1:10.146	5	9	3
7	5	John LANGRIDGE	Miller Motorsport	18	21:17.729	9.074	0.264	83.19	1:09.881	4	2	-5
8	88	Roan LUNDY	Hills Motorsport	18	21:21.936	13.281	4.207	82.92	1:10.040	8	10	2
9	10*	Edward MCDERMOTT	Paul Sheard Autosport	18	21:21.977	13.322	0.041	82.92	1:10.004	12	8	-1
10	42	Khali ATKINS	Hills Motorsports	18	21:23.931	15.276	1.954	82.79	1:10.016	12	5	-5
11	2	John ROBINSON	Misty Racing	18	21:24.777	16.122	0.846	82.73	1:10.580	4	11	0
12	19	David CHAPMAN	Paul Sheard Autosport	18	21:25.730	17.075	0.953	82.67	1:10.170	13	20	8
13	24	Charlie LANE	Misty Racing	18	21:26.173	17.518	0.443	82.64	1:10.509	17	14	1
14	55	Simon FLEET	Jiffy Winks	18	21:26.404	17.749	0.231	82.63	1:10.511	17	15	1
15	28	Jack HODGES	North West Racing	18	21:36.611	27.956	10.207	81.98	1:11.103	6	16	1
16	40	Raymond WORLEY	Boreham Motorsport	18	21:42.546	33.891	5.935	81.61	1:11.364	10	13	-3
17	6	Colin WELLS	BC Cars Motorsport	18	22:09.557	1:00.902	27.011	79.95	1:12.699	8	19	2
18	48	Chas ALLEN	Rosbif Racing	18	22:10.701	1:02.046	1.144	79.88	1:12.710	4	18	0
19	26	Drew FLETCHER	Hills Motorsport	16	21:17.690	2 Laps	2 Laps	73.95	1:10.154	12	12	-7

NOT CLASSIFIED

DNF	121	Gary SMITH	On the spot racing	16	19:18.664	2 Laps		81.55	1:11.293	11	17	
-----	-----	------------	--------------------	----	-----------	--------	--	-------	----------	----	----	--

FASTEST LAP

7	Alex MILLER	Miller Motorsport #7	3	1:09.647	84.79 mph	136.46 kph
---	-------------	----------------------	---	----------	-----------	------------

Comments:

Car 10 - 5 second penalty applied for exceeding track limits

Weather / Track : Bright / Dry

These results are provisional until the conclusion of any judicial and technical matters.

Date: 13/04/2024 Start: 15:50 Finish: 16:11

Silverstone National: 1.6404 miles

Clerk Of Course: Ian Denyer

Stewards:

Timekeeper: Rob Cook



2024 Miata Trophy

RACE 6 - LAP CHART

LAP 1 @ 15:52:02.906			LAP 2 @ 15:53:13.223			LAP 3 @ 15:54:23.550			LAP 4 @ 15:55:34.277			LAP 5 @ 15:56:45.349		
NO	BEHIND	LAP TIME	NO	BEHIND	LAP TIME	NO	BEHIND	LAP TIME	NO	BEHIND	LAP TIME	NO	BEHIND	LAP TIME
1		1:13.108	1		1:10.317	1		1:10.327	1		1:10.727	1		1:11.072
5	0.704	1:13.812	7	0.971	1:10.127	7	0.291	1:09.647	7	0.049	1:10.485	7	0.344	1:11.367
4	0.899	1:14.007	73	1.288	1:10.147	73	0.656	1:09.695	73	0.368	1:10.439	4	0.698	1:10.743
7	1.161	1:14.269	4	1.624	1:11.042	4	1.477	1:10.180	4	1.027	1:10.277	73	0.897	1:11.601
73	1.458	1:14.566	33	2.253	1:10.815	33	2.324	1:10.398	33	1.506	1:09.909	33	1.249	1:10.815
33	1.755	1:14.863	5	2.260	1:11.873	5	2.861	1:10.928	5	2.015	1:09.881	5	1.660	1:10.717
10	2.069	1:15.177	14	2.858	1:10.887	14	3.135	1:10.604	14	2.829	1:10.421	14	1.903	1:10.146
14	2.288	1:15.396	10	3.017	1:11.265	2	3.733	1:10.605	2	3.586	1:10.580	2	3.450	1:10.936
2	2.794	1:15.902	2	3.455	1:10.978	10	4.176	1:11.486	10	3.947	1:10.498	10	3.592	1:10.717
55	4.208	1:17.316	55	5.739	1:11.848	55	6.899	1:11.487	24	6.985	1:10.633	24	6.438	1:10.525
24	4.362	1:17.470	24	5.968	1:11.923	24	7.079	1:11.438	55	7.339	1:11.167	55	7.319	1:11.052
121	5.110	1:18.218	121	6.807	1:12.014	28	8.119	1:11.313	28	8.574	1:11.182	88	8.400	1:10.832
28	5.527	1:18.635	28	7.133	1:11.923	121	8.947	1:12.467	88	8.640	1:10.312	28	9.195	1:11.693
40	7.456	1:20.564	88	8.870	1:10.862	88	9.055	1:10.512	19	10.475	1:11.492	19	9.836	1:10.433
6	8.080	1:21.188	40	9.300	1:12.161	19	9.710	1:10.630	121	11.228	1:13.008	42	11.953	1:10.115
19	8.180	1:21.289	19	9.406	1:11.542	40	10.596	1:11.623	40	11.637	1:11.768	121	12.107	1:11.951
88	8.325	1:21.433	6	12.182	1:14.419	42	13.514	1:11.019	42	12.910	1:10.123	40	12.346	1:11.781
48	8.907	1:22.015	48	12.419	1:13.829	6	15.018	1:13.163	6	17.339	1:13.048	6	19.815	1:13.548
42	12.909	1:26.017	42	12.822	1:10.230	48	16.144	1:14.052	48	18.127	1:12.710	48	20.225	1:13.170
26	48.164	2:01.272 P				26	1 Lap	2:36.314	26	1 Lap	1:11.480	26	1 Lap	1:11.511

2024 Miata Trophy

RACE 6 - LAP CHART

LAP 6 @ 15:57:55.864			LAP 7 @ 15:59:06.428			LAP 8 @ 16:00:17.174			LAP 9 @ 16:01:27.235			LAP 10 @ 16:02:37.287		
NO	BEHIND	LAP TIME	NO	BEHIND	LAP TIME	NO	BEHIND	LAP TIME	NO	BEHIND	LAP TIME	NO	BEHIND	LAP TIME
1		1:10.515	1		1:10.564	73		1:10.580	1		1:09.883	1		1:10.052
7	0.352	1:10.523	73	0.166	1:10.372	1	0.178	1:10.924	73	0.152	1:10.213	73	0.225	1:10.125
73	0.358	1:09.976	7	0.801	1:11.013	7	0.648	1:10.593	7	0.455	1:09.868	7	0.587	1:10.184
4	0.790	1:10.607	4	1.329	1:11.103	4	0.896	1:10.313	4	0.783	1:09.948	4	1.016	1:10.285
33	1.252	1:10.518	33	1.404	1:10.716	33	1.189	1:10.531	14	1.736	1:10.321	14	2.263	1:10.579
14	2.142	1:10.754	14	1.994	1:10.416	14	1.476	1:10.228	33	1.953	1:10.825	33	2.662	1:10.761
5	2.520	1:11.375	5	2.334	1:10.378	5	1.992	1:10.404	5	2.456	1:10.525	5	3.168	1:10.764
10	3.914	1:10.837	10	3.819	1:10.469	10	3.387	1:10.314	10	4.097	1:10.771	10	4.177	1:10.132
2	4.696	1:11.761	2	5.111	1:10.979	2	5.376	1:11.011	2	6.332	1:11.017	2	7.736	1:11.456
24	6.496	1:10.573	24	7.029	1:11.097	24	7.016	1:10.733	88	7.756	1:10.442	88	8.102	1:10.398
55	7.622	1:10.818	88	8.081	1:10.441	88	7.375	1:10.040	24	8.253	1:11.298	24	8.985	1:10.784
88	8.204	1:10.319	55	8.444	1:11.386	55	8.398	1:10.700	55	8.928	1:10.591	55	9.689	1:10.813
19	9.718	1:10.397	19	10.211	1:11.057	19	9.914	1:10.449	42	11.530	1:10.203	42	11.842	1:10.364
28	9.783	1:11.103	28	11.331	1:12.112	42	11.388	1:10.545	19	11.819	1:11.966	19	12.048	1:10.281
42	11.994	1:10.556	42	11.589	1:10.159	28	11.847	1:11.262	28	13.668	1:11.882	28	15.241	1:11.625
121	13.436	1:11.844	40	15.471	1:12.328	40	16.501	1:11.776	40	18.087	1:11.647	40	19.399	1:11.364
40	13.707	1:11.876	121	15.774	1:12.902	121	16.892	1:11.864	121	18.703	1:11.872	121	20.306	1:11.655
6	23.010	1:13.710	6	25.835	1:13.389	6	27.788	1:12.699	6	31.502	1:13.775	48	36.343	1:14.733
48	23.366	1:13.656	48	26.311	1:13.509	48	28.478	1:12.913	48	31.662	1:13.245	6	36.385	1:14.935
26	1 Lap	1:11.674	26	1 Lap	1:11.413	26	1 Lap	1:11.231	26	1 Lap	1:11.290			

2024 Miata Trophy

RACE 6 - LAP CHART

LAP 11 @ 16:03:47.211			LAP 12 @ 16:04:57.785			LAP 13 @ 16:06:08.082			LAP 14 @ 16:07:18.172			LAP 15 @ 16:08:28.314		
NO	BEHIND	LAP TIME	NO	BEHIND	LAP TIME	NO	BEHIND	LAP TIME	NO	BEHIND	LAP TIME	NO	BEHIND	LAP TIME
1		1:09.924	1		1:10.574	73		1:10.191	73		1:10.090	73		1:10.142
73	0.616	1:10.315	73	0.106	1:10.064	1	0.248	1:10.545	1	0.326	1:10.168	1	0.206	1:10.022
7	0.823	1:10.160	7	0.451	1:10.202	7	0.520	1:10.366	7	0.468	1:10.038	7	0.449	1:10.123
4	1.139	1:10.047	4	0.746	1:10.181	4	0.963	1:10.514	4	0.854	1:09.981	4	0.918	1:10.206
26	2 Laps	1:13.202	33	3.050	1:10.297	33	3.388	1:10.635	33	3.741	1:10.443	33	4.161	1:10.562
33	3.327	1:10.589	14	3.594	1:10.412	14	4.211	1:10.914	5	5.094	1:10.686	5	5.613	1:10.661
14	3.756	1:11.417	5	3.772	1:10.302	5	4.498	1:11.023	14	5.369	1:11.248	14	6.810	1:11.583
5	4.044	1:10.800	10	4.092	1:10.004	10	4.890	1:11.095	10	5.499	1:10.699	10	6.841	1:11.484
10	4.662	1:10.409	26	2 Laps	1:13.603	26	2 Laps	1:11.106	26	2 Laps	1:10.154	26	2 Laps	1:11.512
88	8.844	1:10.666	88	8.775	1:10.505	88	9.691	1:11.213	88	10.323	1:10.722	88	10.980	1:10.799
2	9.222	1:11.410	2	9.764	1:11.116	2	10.403	1:10.936	2	11.805	1:11.492	2	13.129	1:11.466
24	9.726	1:10.665	24	10.098	1:10.946	24	10.947	1:11.146	24	12.011	1:11.154	42	13.318	1:10.677
55	10.298	1:10.533	55	10.430	1:10.706	55	11.261	1:11.128	55	12.338	1:11.167	19	14.119	1:11.762
42	12.152	1:10.234	42	11.594	1:10.016	42	11.625	1:10.328	19	12.499	1:10.630	24	14.569	1:12.700
19	12.419	1:10.295	19	12.086	1:10.241	19	11.959	1:10.170	42	12.783	1:11.248	55	14.895	1:12.699
28	16.852	1:11.535	28	18.371	1:12.093	28	20.108	1:12.034	28	21.674	1:11.656	28	23.079	1:11.547
40	20.944	1:11.469	40	21.992	1:11.622	40	23.432	1:11.737	40	25.448	1:12.106	121	27.199	1:11.406
121	21.675	1:11.293	121	22.561	1:11.460	121	23.798	1:11.534	121	25.935	1:12.227	40	27.387	1:12.081
6	40.122	1:13.661	6	42.505	1:12.957	6	45.455	1:13.247	6	48.356	1:12.991	6	52.166	1:13.952
48	40.407	1:13.988	48	42.829	1:12.996	48	45.809	1:13.277	48	48.649	1:12.930	48	52.878	1:14.371

2024 Miata Trophy

RACE 6 - LAP CHART

LAP 16 @ 16:09:38.453			LAP 17 @ 16:10:48.439			LAP 18 @ 16:11:58.453		
NO	BEHIND	LAP TIME	NO	BEHIND	LAP TIME	NO	BEHIND	LAP TIME
73		1:10.139	73		1:09.986	73		1:10.014
1	0.218	1:10.151	1	0.419	1:10.187	1	1.482	1:11.077
7	0.655	1:10.345	7	0.579	1:09.910	7	1.781	1:11.216
4	1.141	1:10.362	4	0.893	1:09.738	4	2.726	1:11.847
33	4.724	1:10.702	33	5.579	1:10.841	33	6.454	1:10.889
5	6.310	1:10.836	5	7.712	1:11.388	10	8.322	1:10.600
14	7.516	1:10.845	10	7.736	1:10.128	14	8.810	1:10.650
10	7.594	1:10.892	14	8.174	1:10.644	26	2 Laps	1:10.380
26	2 Laps	1:10.860	26	2 Laps	1:10.687	5	9.074	1:11.376
88	11.668	1:10.827	88	12.636	1:10.954	88	13.281	1:10.659
2	13.749	1:10.759	42	14.552	1:10.259	42	15.276	1:10.738
42	14.279	1:11.100	2	15.244	1:11.481	2	16.122	1:10.892
19	14.805	1:10.825	19	15.498	1:10.679	19	17.075	1:11.591
24	15.142	1:10.712	24	15.665	1:10.509	24	17.518	1:11.867
55	15.454	1:10.698	55	15.979	1:10.511	55	17.749	1:11.784
28	24.344	1:11.404	28	26.214	1:11.856	28	27.956	1:11.756
40	29.822	1:12.574	40	31.298	1:11.462	40	33.891	1:12.607
121	30.009	1:12.949	6	57.928	1:13.046	6	1:00.902	1:12.988
6	54.868	1:12.841	48	58.579	1:12.879	48	1:02.046	1:13.481
48	55.686	1:12.947						

2024 Miata Trophy

RACE 6 - POSITION CHART

No	Name	Lap Pos	1	2	3	4	5	6	7	8	9	10	11	12	13	14	15	16	17	18		
			4	STOTT	1	1	1	1	1	1	1	1	73	1	1	1	1	73	73	73	73	73
5	LANGRIDGE	2	5	7	7	7	7	7	7	73	1	73	73	73	73	1	1	1	1	1	1	1
33	STEPNEY	3	4	73	73	73	4	73	7	7	7	7	7	7	7	7	7	7	7	7	7	
1	LEE	4	7	4	4	4	73	4	4	4	4	4	4	4	4	4	4	4	4	4	4	
42	ATKINS	5	73	33	33	33	33	33	33	33	33	14	14	33	33	33	33	33	33	33	33	
73	PARRANS-SMITH	6	33	5	5	5	5	14	14	14	33	33	14	14	14	5	5	5	5	5	10	
7	MILLER	7	10	14	14	14	14	5	5	5	5	5	5	5	5	14	14	14	14	10	14	
10	MCDERMOTT	8	14	10	2	2	2	10	10	10	10	10	10	10	10	10	10	10	10	14	5	
14	CLIFFORD	9	2	2	10	10	10	2	2	2	2	2	88	88	88	88	88	88	88	88	88	
88	LUNDY	10	55	55	55	24	24	24	24	24	88	88	2	2	2	2	2	2	2	42	42	
2	ROBINSON	11	24	24	24	55	55	55	88	88	24	24	24	24	24	24	42	42	2	2	2	
26	FLETCHER	12	121	121	28	28	88	88	55	55	55	55	55	55	55	55	19	19	19	19	19	
40	WORLEY	13	28	28	121	88	28	19	19	19	42	42	42	42	42	19	24	24	24	24	24	
24	LANE	14	40	88	88	19	19	28	28	42	19	19	19	19	19	42	55	55	55	55	55	
55	FLEET	15	6	40	19	121	42	42	42	28	28	28	28	28	28	28	28	28	28	28	28	
28	HODGES	16	19	19	40	40	121	121	40	40	40	40	40	40	40	40	121	40	40	40	40	
121	SMITH	17	88	6	42	42	40	40	121	121	121	121	121	121	121	121	40	121	6	6	6	
48	ALLEN	18	48	48	6	6	6	6	6	6	6	48	6	6	6	6	6	6	48	48	48	
6	WELLS	19	42	42	48	48	48	48	48	48	48	6	48	48	48	48	48	48	48	48	48	
19	CHAPMAN	20	26	26	26	26	26	26	26	26	26	26	26	26	26	26	26	26	26	26	26	

2024 Miata Trophy

RACE 6 - LAP ANALYSIS

DIFF = Difference To Personal Best Lap

P1 73 Daniel PARRANS-SMITH				
LAP	LAP TIME	DIFF	MPH	TIME OF DAY
1 -	1:14.566	4.871	79.20	15:52:04.364
2 -	1:10.147	0.452	84.18	15:53:14.511
3 -	1:09.695 (1)		84.73	15:54:24.206
4 -	1:10.439	0.744	83.84	15:55:34.645
5 -	1:11.601	1.906	82.48	15:56:46.246
6 -	1:09.976 (2)	0.281	84.39	15:57:56.222
7 -	1:10.372	0.677	83.92	15:59:06.594
8 -	1:10.580	0.885	83.67	16:00:17.174
9 -	1:10.213	0.518	84.11	16:01:27.387
10 -	1:10.125	0.430	84.21	16:02:37.512
11 -	1:10.315	0.620	83.98	16:03:47.827
12 -	1:10.064	0.369	84.28	16:04:57.891
13 -	1:10.191	0.496	84.13	16:06:08.082
14 -	1:10.090	0.395	84.25	16:07:18.172
15 -	1:10.142	0.447	84.19	16:08:28.314
16 -	1:10.139	0.444	84.19	16:09:38.453
17 -	1:09.986 (3)	0.291	84.38	16:10:48.439
18 -	1:10.014	0.319	84.34	16:11:58.453

P2 1 Declan LEE				
LAP	LAP TIME	DIFF	MPH	TIME OF DAY
1 -	1:13.108	3.225	80.77	15:52:02.906
2 -	1:10.317	0.434	83.98	15:53:13.223
3 -	1:10.327	0.444	83.97	15:54:23.550
4 -	1:10.727	0.844	83.49	15:55:34.277
5 -	1:11.072	1.189	83.09	15:56:45.349
6 -	1:10.515	0.632	83.75	15:57:55.864
7 -	1:10.564	0.681	83.69	15:59:06.428
8 -	1:10.924	1.041	83.26	16:00:17.352
9 -	1:09.883 (1)		84.50	16:01:27.235
10 -	1:10.052	0.169	84.30	16:02:37.287
11 -	1:09.924 (2)	0.041	84.45	16:03:47.211
12 -	1:10.574	0.691	83.68	16:04:57.785
13 -	1:10.545	0.662	83.71	16:06:08.330
14 -	1:10.168	0.285	84.16	16:07:18.498
15 -	1:10.022 (3)	0.139	84.34	16:08:28.520
16 -	1:10.151	0.268	84.18	16:09:38.671
17 -	1:10.187	0.304	84.14	16:10:48.858
18 -	1:11.077	1.194	83.08	16:11:59.935

P3 7 Alex MILLER				
LAP	LAP TIME	DIFF	MPH	TIME OF DAY
1 -	1:14.269	4.622	79.51	15:52:04.067
2 -	1:10.127	0.480	84.21	15:53:14.194
3 -	1:09.647 (1)		84.79	15:54:23.841
4 -	1:10.485	0.838	83.78	15:55:34.326
5 -	1:11.367	1.720	82.75	15:56:45.693
6 -	1:10.523	0.876	83.74	15:57:56.216
7 -	1:11.013	1.366	83.16	15:59:07.229
8 -	1:10.593	0.946	83.65	16:00:17.822
9 -	1:09.868 (2)	0.221	84.52	16:01:27.690
10 -	1:10.184	0.537	84.14	16:02:37.874
11 -	1:10.160	0.513	84.17	16:03:48.034
12 -	1:10.202	0.555	84.12	16:04:58.236
13 -	1:10.366	0.719	83.92	16:06:08.602
14 -	1:10.038	0.391	84.32	16:07:18.640
15 -	1:10.123	0.476	84.21	16:08:28.763
16 -	1:10.345	0.698	83.95	16:09:39.108
17 -	1:09.910 (3)	0.263	84.47	16:10:49.018
18 -	1:11.216	1.569	82.92	16:12:00.234

DIFF = Difference To Personal Best Lap

P4 4 Nicholas STOTT				
LAP	LAP TIME	DIFF	MPH	TIME OF DAY
1 -	1:14.007	4.269	79.79	15:52:03.805
2 -	1:11.042	1.304	83.12	15:53:14.847
3 -	1:10.180	0.442	84.15	15:54:25.027
4 -	1:10.277	0.539	84.03	15:55:35.304
5 -	1:10.743	1.005	83.48	15:56:46.047
6 -	1:10.607	0.869	83.64	15:57:56.654
7 -	1:11.103	1.365	83.05	15:59:07.757
8 -	1:10.313	0.575	83.99	16:00:18.070
9 -	1:09.948 (2)	0.210	84.42	16:01:28.018
10 -	1:10.285	0.547	84.02	16:02:38.303
11 -	1:10.047	0.309	84.31	16:03:48.350
12 -	1:10.181	0.443	84.14	16:04:58.531
13 -	1:10.514	0.776	83.75	16:06:09.045
14 -	1:09.981 (3)	0.243	84.38	16:07:19.026
15 -	1:10.206	0.468	84.11	16:08:29.232
16 -	1:10.362	0.624	83.93	16:09:39.594
17 -	1:09.738 (1)		84.68	16:10:49.332
18 -	1:11.847	2.109	82.19	16:12:01.179

P5 33 Dillon STEPNEY				
LAP	LAP TIME	DIFF	MPH	TIME OF DAY
1 -	1:14.863	4.954	78.88	15:52:04.661
2 -	1:10.815	0.906	83.39	15:53:15.476
3 -	1:10.398 (3)	0.489	83.88	15:54:25.874
4 -	1:09.909 (1)		84.47	15:55:35.783
5 -	1:10.815	0.906	83.39	15:56:46.598
6 -	1:10.518	0.609	83.74	15:57:57.116
7 -	1:10.716	0.807	83.51	15:59:07.832
8 -	1:10.531	0.622	83.73	16:00:18.363
9 -	1:10.825	0.916	83.38	16:01:29.188
10 -	1:10.761	0.852	83.45	16:02:39.949
11 -	1:10.589	0.680	83.66	16:03:50.538
12 -	1:10.297 (2)	0.388	84.01	16:05:00.835
13 -	1:10.635	0.726	83.60	16:06:11.470
14 -	1:10.443	0.534	83.83	16:07:21.913
15 -	1:10.562	0.653	83.69	16:08:32.475
16 -	1:10.702	0.793	83.52	16:09:43.177
17 -	1:10.841	0.932	83.36	16:10:54.018
18 -	1:10.889	0.980	83.30	16:12:04.907

P6 14 Connor CLIFFORD				
LAP	LAP TIME	DIFF	MPH	TIME OF DAY
1 -	1:15.396	5.250	78.32	15:52:05.194
2 -	1:10.887	0.741	83.31	15:53:16.081
3 -	1:10.604	0.458	83.64	15:54:26.685
4 -	1:10.421	0.275	83.86	15:55:37.106
5 -	1:10.146 (1)		84.19	15:56:47.252
6 -	1:10.754	0.608	83.46	15:57:58.006
7 -	1:10.416	0.270	83.86	15:59:08.422
8 -	1:10.228 (2)	0.082	84.09	16:00:18.650
9 -	1:10.321 (3)	0.175	83.98	16:01:28.971
10 -	1:10.579	0.433	83.67	16:02:39.550
11 -	1:11.417	1.271	82.69	16:03:50.967
12 -	1:10.412	0.266	83.87	16:05:01.379
13 -	1:10.914	0.768	83.27	16:06:12.293
14 -	1:11.248	1.102	82.88	16:07:23.541
15 -	1:11.583	1.437	82.50	16:08:35.124
16 -	1:10.845	0.699	83.36	16:09:45.969
17 -	1:10.644	0.498	83.59	16:10:56.613
18 -	1:10.650	0.504	83.59	16:12:07.263

2024 Miata Trophy

RACE 6 - LAP ANALYSIS

DIFF = Difference To Personal Best Lap

P7 5 John LANGRIDGE				
LAP	LAP TIME	DIFF	MPH	TIME OF DAY
1 -	1:13.812	3.931	80.00	15:52:03.610
2 -	1:11.873	1.992	82.16	15:53:15.483
3 -	1:10.928	1.047	83.26	15:54:26.411
4 -	1:09.881 (1)		84.51	15:55:36.292
5 -	1:10.717	0.836	83.51	15:56:47.009
6 -	1:11.375	1.494	82.74	15:57:58.384
7 -	1:10.378 (3)	0.497	83.91	15:59:08.762
8 -	1:10.404	0.523	83.88	16:00:19.166
9 -	1:10.525	0.644	83.73	16:01:29.691
10 -	1:10.764	0.883	83.45	16:02:40.455
11 -	1:10.800	0.919	83.41	16:03:51.255
12 -	1:10.302 (2)	0.421	84.00	16:05:01.557
13 -	1:11.023	1.142	83.15	16:06:12.580
14 -	1:10.686	0.805	83.54	16:07:23.266
15 -	1:10.661	0.780	83.57	16:08:33.927
16 -	1:10.836	0.955	83.37	16:09:44.763
17 -	1:11.388	1.507	82.72	16:10:56.151
18 -	1:11.376	1.495	82.74	16:12:07.527

P8 88 Roan LUNDY				
LAP	LAP TIME	DIFF	MPH	TIME OF DAY
1 -	1:21.433	11.393	72.52	15:52:11.231
2 -	1:10.862	0.822	83.34	15:53:22.093
3 -	1:10.512	0.472	83.75	15:54:32.605
4 -	1:10.312 (2)	0.272	83.99	15:55:42.917
5 -	1:10.832	0.792	83.37	15:56:53.749
6 -	1:10.319 (3)	0.279	83.98	15:58:04.068
7 -	1:10.441	0.401	83.83	15:59:14.509
8 -	1:10.040 (1)		84.31	16:00:24.549
9 -	1:10.442	0.402	83.83	16:01:34.991
10 -	1:10.398	0.358	83.88	16:02:45.389
11 -	1:10.666	0.626	83.57	16:03:56.055
12 -	1:10.505	0.465	83.76	16:05:06.560
13 -	1:11.213	1.173	82.92	16:06:17.773
14 -	1:10.722	0.682	83.50	16:07:28.495
15 -	1:10.799	0.759	83.41	16:08:39.294
16 -	1:10.827	0.787	83.38	16:09:50.121
17 -	1:10.954	0.914	83.23	16:11:01.075
18 -	1:10.659	0.619	83.57	16:12:11.734

P9 10 Edward MCDERMOTT				
LAP	LAP TIME	DIFF	MPH	TIME OF DAY
1 -	1:15.177	5.173	78.55	15:52:04.975
2 -	1:11.265	1.261	82.86	15:53:16.240
3 -	1:11.486	1.482	82.61	15:54:27.726
4 -	1:10.498	0.494	83.77	15:55:38.224
5 -	1:10.717	0.713	83.51	15:56:48.941
6 -	1:10.837	0.833	83.36	15:57:59.778
7 -	1:10.469	0.465	83.80	15:59:10.247
8 -	1:10.314	0.310	83.98	16:00:20.561
9 -	1:10.771	0.767	83.44	16:01:31.332
10 -	1:10.132 (3)	0.128	84.20	16:02:41.464
11 -	1:10.409	0.405	83.87	16:03:51.873
12 -	1:10.004 (1)		84.36	16:05:01.877
13 -	1:11.095	1.091	83.06	16:06:12.972
14 -	1:10.699	0.695	83.53	16:07:23.671
15 -	1:11.484	1.480	82.61	16:08:35.155
16 -	1:10.892	0.888	83.30	16:09:46.047
17 -	1:10.128 (2)	0.124	84.21	16:10:56.175
18 -	1:10.600	0.596	83.64	16:12:06.775

DIFF = Difference To Personal Best Lap

P10 42 Khali ATKINS				
LAP	LAP TIME	DIFF	MPH	TIME OF DAY
1 -	1:26.017	16.001	68.65	15:52:15.815
2 -	1:10.230	0.214	84.09	15:53:26.045
3 -	1:11.019	1.003	83.15	15:54:37.064
4 -	1:10.123 (3)	0.107	84.21	15:55:47.187
5 -	1:10.115 (2)	0.099	84.22	15:56:57.302
6 -	1:10.556	0.540	83.70	15:58:07.858
7 -	1:10.159	0.143	84.17	15:59:18.017
8 -	1:10.545	0.529	83.71	16:00:28.562
9 -	1:10.203	0.187	84.12	16:01:38.765
10 -	1:10.364	0.348	83.93	16:02:49.129
11 -	1:10.234	0.218	84.08	16:03:59.363
12 -	1:10.016 (1)		84.34	16:05:09.379
13 -	1:10.328	0.312	83.97	16:06:19.707
14 -	1:11.248	1.232	82.88	16:07:30.955
15 -	1:10.677	0.661	83.55	16:08:41.632
16 -	1:11.100	1.084	83.06	16:09:52.732
17 -	1:10.259	0.243	84.05	16:11:02.991
18 -	1:10.738	0.722	83.48	16:12:13.729

P11 2 John ROBINSON				
LAP	LAP TIME	DIFF	MPH	TIME OF DAY
1 -	1:15.902	5.322	77.80	15:52:05.700
2 -	1:10.978	0.398	83.20	15:53:16.678
3 -	1:10.605 (2)	0.025	83.64	15:54:27.283
4 -	1:10.580 (1)		83.67	15:55:37.863
5 -	1:10.936	0.356	83.25	15:56:48.799
6 -	1:11.761	1.181	82.29	15:58:00.560
7 -	1:10.979	0.399	83.20	15:59:11.539
8 -	1:11.011	0.431	83.16	16:00:22.550
9 -	1:11.017	0.437	83.15	16:01:33.567
10 -	1:11.456	0.876	82.64	16:02:45.023
11 -	1:11.410	0.830	82.70	16:03:56.433
12 -	1:11.116	0.536	83.04	16:05:07.549
13 -	1:10.936	0.356	83.25	16:06:18.485
14 -	1:11.492	0.912	82.60	16:07:29.977
15 -	1:11.466	0.886	82.63	16:08:41.443
16 -	1:10.759 (3)	0.179	83.46	16:09:52.202
17 -	1:11.481	0.901	82.61	16:11:03.683
18 -	1:10.892	0.312	83.30	16:12:14.575

P12 19 David CHAPMAN				
LAP	LAP TIME	DIFF	MPH	TIME OF DAY
1 -	1:21.289	11.119	72.65	15:52:11.086
2 -	1:11.542	1.372	82.54	15:53:22.629
3 -	1:10.630	0.460	83.61	15:54:33.260
4 -	1:11.492	1.322	82.60	15:55:44.752
5 -	1:10.433	0.263	83.84	15:56:55.185
6 -	1:10.397	0.227	83.89	15:58:05.582
7 -	1:11.057	0.887	83.11	15:59:16.639
8 -	1:10.449	0.279	83.82	16:00:27.088
9 -	1:11.966	1.796	82.06	16:01:39.054
10 -	1:10.281 (3)	0.111	84.02	16:02:49.335
11 -	1:10.295	0.125	84.01	16:03:59.630
12 -	1:10.241 (2)	0.071	84.07	16:05:09.871
13 -	1:10.170 (1)		84.16	16:06:20.041
14 -	1:10.630	0.460	83.61	16:07:30.671
15 -	1:11.762	1.592	82.29	16:08:42.433
16 -	1:10.825	0.655	83.38	16:09:53.258
17 -	1:10.679	0.509	83.55	16:11:03.937
18 -	1:11.591	1.421	82.49	16:12:15.528

2024 Miata Trophy

RACE 6 - LAP ANALYSIS

DIFF = Difference To Personal Best Lap

P13 24 Charlie LANE				
LAP	LAP TIME	DIFF	MPH	TIME OF DAY
1 -	1:17.470	6.961	76.23	15:52:07.268
2 -	1:11.923	1.414	82.11	15:53:19.191
3 -	1:11.438	0.929	82.66	15:54:30.629
4 -	1:10.633	0.124	83.61	15:55:41.262
5 -	1:10.525 (2)	0.016	83.73	15:56:51.787
6 -	1:10.573 (3)	0.064	83.68	15:58:02.360
7 -	1:11.097	0.588	83.06	15:59:13.457
8 -	1:10.733	0.224	83.49	16:00:24.190
9 -	1:11.298	0.789	82.83	16:01:35.488
10 -	1:10.784	0.275	83.43	16:02:46.272
11 -	1:10.665	0.156	83.57	16:03:56.937
12 -	1:10.946	0.437	83.24	16:05:07.883
13 -	1:11.146	0.637	83.00	16:06:19.029
14 -	1:11.154	0.645	82.99	16:07:30.183
15 -	1:12.700	2.191	81.23	16:08:42.883
16 -	1:10.712	0.203	83.51	16:09:53.595
17 -	1:10.509 (1)		83.75	16:11:04.104
18 -	1:11.867	1.358	82.17	16:12:15.971

P14 55 Simon FLEET				
LAP	LAP TIME	DIFF	MPH	TIME OF DAY
1 -	1:17.316	6.805	76.38	15:52:07.114
2 -	1:11.848	1.337	82.19	15:53:18.962
3 -	1:11.487	0.976	82.61	15:54:30.449
4 -	1:11.167	0.656	82.98	15:55:41.616
5 -	1:11.052	0.541	83.11	15:56:52.668
6 -	1:10.818	0.307	83.39	15:58:03.486
7 -	1:11.386	0.875	82.72	15:59:14.872
8 -	1:10.700	0.189	83.53	16:00:25.572
9 -	1:10.591 (3)	0.080	83.66	16:01:36.163
10 -	1:10.813	0.302	83.39	16:02:46.976
11 -	1:10.533 (2)	0.022	83.72	16:03:57.509
12 -	1:10.706	0.195	83.52	16:05:08.215
13 -	1:11.128	0.617	83.02	16:06:19.343
14 -	1:11.167	0.656	82.98	16:07:30.510
15 -	1:12.699	2.188	81.23	16:08:43.209
16 -	1:10.698	0.187	83.53	16:09:53.907
17 -	1:10.511 (1)		83.75	16:11:04.418
18 -	1:11.784	1.273	82.26	16:12:16.202

P15 28 Jack HODGES				
LAP	LAP TIME	DIFF	MPH	TIME OF DAY
1 -	1:18.635	7.532	75.10	15:52:08.433
2 -	1:11.923	0.820	82.11	15:53:20.356
3 -	1:11.313	0.210	82.81	15:54:31.669
4 -	1:11.182 (2)	0.079	82.96	15:55:42.851
5 -	1:11.693	0.590	82.37	15:56:54.544
6 -	1:11.103 (1)		83.05	15:58:05.647
7 -	1:12.112	1.009	81.89	15:59:17.759
8 -	1:11.262 (3)	0.159	82.87	16:00:29.021
9 -	1:11.882	0.779	82.15	16:01:40.903
10 -	1:11.625	0.522	82.45	16:02:52.528
11 -	1:11.535	0.432	82.55	16:04:04.063
12 -	1:12.093	0.990	81.91	16:05:16.156
13 -	1:12.034	0.931	81.98	16:06:28.190
14 -	1:11.656	0.553	82.41	16:07:39.846
15 -	1:11.547	0.444	82.54	16:08:51.393
16 -	1:11.404	0.301	82.70	16:10:02.797
17 -	1:11.856	0.753	82.18	16:11:14.653
18 -	1:11.756	0.653	82.30	16:12:26.409

DIFF = Difference To Personal Best Lap

P16 40 Raymond WORLEY				
LAP	LAP TIME	DIFF	MPH	TIME OF DAY
1 -	1:20.564	9.200	73.30	15:52:10.362
2 -	1:12.161	0.797	81.84	15:53:22.523
3 -	1:11.623	0.259	82.45	15:54:34.146
4 -	1:11.768	0.404	82.28	15:55:45.914
5 -	1:11.781	0.417	82.27	15:56:57.695
6 -	1:11.876	0.512	82.16	15:58:09.571
7 -	1:12.328	0.964	81.65	15:59:21.899
8 -	1:11.776	0.412	82.27	16:00:33.675
9 -	1:11.647	0.283	82.42	16:01:45.322
10 -	1:11.364 (1)		82.75	16:02:56.686
11 -	1:11.469 (3)	0.105	82.63	16:04:08.155
12 -	1:11.622	0.258	82.45	16:05:19.777
13 -	1:11.737	0.373	82.32	16:06:31.514
14 -	1:12.106	0.742	81.90	16:07:43.620
15 -	1:12.081	0.717	81.93	16:08:55.701
16 -	1:12.574	1.210	81.37	16:10:08.275
17 -	1:11.462 (2)	0.098	82.64	16:11:19.737
18 -	1:12.607	1.243	81.33	16:12:32.344

P17 6 Colin WELLS				
LAP	LAP TIME	DIFF	MPH	TIME OF DAY
1 -	1:21.188	8.489	72.74	15:52:10.986
2 -	1:14.419	1.720	79.35	15:53:25.405
3 -	1:13.163	0.464	80.71	15:54:38.568
4 -	1:13.048	0.349	80.84	15:55:51.616
5 -	1:13.548	0.849	80.29	15:57:05.164
6 -	1:13.710	1.011	80.12	15:58:18.874
7 -	1:13.389	0.690	80.47	15:59:32.263
8 -	1:12.699 (1)		81.23	16:00:44.962
9 -	1:13.775	1.076	80.04	16:01:58.737
10 -	1:14.935	2.236	78.81	16:03:13.672
11 -	1:13.661	0.962	80.17	16:04:27.333
12 -	1:12.957 (3)	0.258	80.94	16:05:40.290
13 -	1:13.247	0.548	80.62	16:06:53.537
14 -	1:12.991	0.292	80.90	16:08:06.528
15 -	1:13.952	1.253	79.85	16:09:20.480
16 -	1:12.841 (2)	0.142	81.07	16:10:33.321
17 -	1:13.046	0.347	80.84	16:11:46.367
18 -	1:12.988	0.289	80.91	16:12:59.355

P18 48 Chas ALLEN				
LAP	LAP TIME	DIFF	MPH	TIME OF DAY
1 -	1:22.015	9.305	72.00	15:52:11.813
2 -	1:13.829	1.119	79.99	15:53:25.642
3 -	1:14.052	1.342	79.75	15:54:39.694
4 -	1:12.710 (1)		81.22	15:55:52.404
5 -	1:13.170	0.460	80.71	15:57:05.574
6 -	1:13.656	0.946	80.17	15:58:19.230
7 -	1:13.509	0.799	80.33	15:59:32.739
8 -	1:12.913 (3)	0.203	80.99	16:00:45.652
9 -	1:13.245	0.535	80.62	16:01:58.897
10 -	1:14.733	2.023	79.02	16:03:13.630
11 -	1:13.988	1.278	79.81	16:04:27.618
12 -	1:12.996	0.286	80.90	16:05:40.614
13 -	1:13.277	0.567	80.59	16:06:53.891
14 -	1:12.930	0.220	80.97	16:08:06.821
15 -	1:14.371	1.661	79.40	16:09:21.192
16 -	1:12.947	0.237	80.95	16:10:34.139
17 -	1:12.879 (2)	0.169	81.03	16:11:47.018
18 -	1:13.481	0.771	80.37	16:13:00.499

2024 Miata Trophy

RACE 6 - LAP ANALYSIS

DIFF = Difference To Personal Best Lap

P19 26 Drew FLETCHER				
LAP	LAP TIME	DIFF	MPH	TIME OF DAY
1 -	2:01.272 P	51.118	48.69	15:52:51.070
2 -	2:36.314	1:26.160	37.78	15:55:27.385
3 -	1:11.480	1.326	82.61	15:56:38.865
4 -	1:11.511	1.357	82.58	15:57:50.376
5 -	1:11.674	1.520	82.39	15:59:02.050
6 -	1:11.413	1.259	82.69	16:00:13.463
7 -	1:11.231	1.077	82.90	16:01:24.694
8 -	1:11.290	1.136	82.84	16:02:35.984
9 -	1:13.202	3.048	80.67	16:03:49.186
10 -	1:13.603	3.449	80.23	16:05:02.789
11 -	1:11.106	0.952	83.05	16:06:13.895
12 -	1:10.154 (1)		84.18	16:07:24.049
13 -	1:11.512	1.358	82.58	16:08:35.561
14 -	1:10.860	0.706	83.34	16:09:46.421
15 -	1:10.687 (3)	0.533	83.54	16:10:57.108
16 -	1:10.380 (2)	0.226	83.91	16:12:07.488

P20 121 Gary SMITH				
LAP	LAP TIME	DIFF	MPH	TIME OF DAY
1 -	1:18.218	6.925	75.50	15:52:08.016
2 -	1:12.014	0.721	82.00	15:53:20.030
3 -	1:12.467	1.174	81.49	15:54:32.497
4 -	1:13.008	1.715	80.89	15:55:45.505
5 -	1:11.951	0.658	82.07	15:56:57.456
6 -	1:11.844	0.551	82.20	15:58:09.300
7 -	1:12.902	1.609	81.00	15:59:22.202
8 -	1:11.864	0.571	82.17	16:00:34.066
9 -	1:11.872	0.579	82.16	16:01:45.938
10 -	1:11.655	0.362	82.41	16:02:57.593
11 -	1:11.293 (1)		82.83	16:04:08.886
12 -	1:11.460 (3)	0.167	82.64	16:05:20.346
13 -	1:11.534	0.241	82.55	16:06:31.880
14 -	1:12.227	0.934	81.76	16:07:44.107
15 -	1:11.406 (2)	0.113	82.70	16:08:55.513
16 -	1:12.949	1.656	80.95	16:10:08.462

2024 Miata Trophy

RACE 6 - STATISTICS

Competitors Started	20
Planned Start	2024-04-13 @ 15:45:00.000
Actual Start	2024-04-13 @ 15:50:49.797
Finish Time	2024-04-13 @ 16:11:58.167
Track Length	1.6404mi.
Total Laps	356
Total Distance Covered	584.0049mi.

Session Fastest Lap History

NO	NAME	LAP TIME	TIME OF DAY	LAP	VEHICLE
1	Declan LEE	1:10.317	15:53:13.219	2	Hills Motorsport
7	Alex MILLER	1:10.127	15:53:14.188	2	Miller Motorsport #7
7	Alex MILLER	1:09.647	15:54:23.835	3	Miller Motorsport #7

Session Leader History

NO	NAME	FROM LAP	LAPS LED	DISTANCE	VEHICLE
1	Declan LEE	1	7	11.48 miles	Hills Motorsport
73	Daniel PARRANS-SMITH	8	1	1.64 miles	Hills Motorsport
1	Declan LEE	9	4	6.56 miles	Hills Motorsport
73	Daniel PARRANS-SMITH	13	6	9.84 miles	Hills Motorsport

Flag History

TYPE	TIME OF DAY
GREEN	15:50:49.797
FINISH	16:11:58.167

Flag Statistics

TYPE	COUNT	TOTAL LAPS	TOTAL TIME
Green	1	18	22:17.938
Red	0	0	0.000
Safety Car	0	0	0.000
FCY	0	0	0.000