



# MIATA TROPHY



MSVR Club Car Championships  
Brands Hatch  
28<sup>th</sup> October 2023



Timing & Results Provided by Timing Solutions Ltd

[www.tsl-timing.com](http://www.tsl-timing.com)

# MSVR IndyKa 500 - Brands Hatch - 28th/29th October 2023

## Miata Trophy

### QUALIFYING - RACE 1 - CLASSIFICATION

POS	NO	CL	PIC NAME	ENTRY	TIME	ON	LAPS	GAP	DIFF	MPH
1	12	NC	1 Declan LEE	Hills Motorsport	1:03.710	13	13			68.25
2	8	NC	2 Aidan HILLS	Hills Motorsport	1:04.290	11	13	0.580	0.580	67.64
3	5	NC	3 John LANGRIDGE	Miller Motorsport	1:04.304	14	14	0.594	0.014	67.62
4	82*	NC	4 Michael KNIBBS	Hills Motorsport	1:04.508	13	13	0.798	0.204	67.41
5	17	NC	5 Will MORRIS	Hills Motorsport	1:04.513	11	13	0.803	0.005	67.40
6	7	NC	6 Alex MILLER	Miller Motorsport	1:05.411	11	14	1.701	0.898	66.48
7	55	NC	7 Simon FLEET	Jiffy Winks	1:06.090	14	14	2.380	0.679	65.79
8	21	G	1 Nick CRISTOFARO	BSR - Ben Sharpe Racing	1:06.387	9	14	2.677	0.297	65.50
9	26	NC	8 Drew FLETCHER	Hills Motorsport	1:07.452	13	13	3.742	1.065	64.46
10	94	NA	1 Liam COCHRANE	Turner Property Services Racing	1:07.772	7	13	4.062	0.320	64.16
11	40	NC	9 Raymond WORLEY	Boreham Motorsport	1:07.924	10	13	4.214	0.152	64.02
12	66	NC	10 Jack HARGRAVES	Boreham Motorsport	1:07.984	11	13	4.274	0.060	63.96
13	22	NC	11 Charlie LANE	Misty Racing	1:08.573	12	12	4.863	0.589	63.41
14	121	NC	12 Gary SMITH	On the spot racing	1:12.096	11	12	8.386	3.523	60.31
15	3	NC	13 Andrew JAMIESON	Hills Motorsport	1:12.424	11	11	8.714	0.328	60.04
16	15	NC	14 LEVY / LAWRENCE	Hills Motorposrt	1:12.527	5	11	8.817	0.103	59.95
17	20	NC	15 Jude WORLEY	Boreham Motorsport	1:14.844	6	12	11.134	2.317	58.10
18	80	NC	16 Andrew CAHILL	Hills Motorsport	1:15.032	10	11	11.322	0.188	57.95
19	14	NA	2 Gary PADDOCK	Misty Racing	1:16.055	5	11	12.345	1.023	57.17

\* Car 82 - Please fit a working transponder

\* Car 15 - Transponder low battery and intermittent

Weather / Track : Cloudy / Dry

These results are provisional until the conclusion of any judicial and technical matters.

Brands Hatch Indy: 1.2079 miles  
Date: 28/10/2023 Start: 09:00 Finish: 09:15

Clerk Of Course : Ian Denyer

Stewards :

Timekeeper : Rob Cook

# MSVR IndyKa 500 - Brands Hatch - 28th/29th October 2023

## Miata Trophy

### QUALIFYING - RACE 1 - LAP ANALYSIS

DIFF = Difference To Personal Best Lap

P1 12 Declan LEE				
LAP	LAP TIME	DIFF	MPH	TIME OF DAY
1 -	1:21.909	18.199	53.09	09:02:08.547
2 -	1:20.026	16.316	54.33	09:03:28.573
3 -	1:04.735	1.025	67.17	09:04:33.308
4 -	1:05.377	1.667	66.51	09:05:38.685
5 -	1:04.624	0.914	67.29	09:06:43.309
6 -	1:04.995	1.285	66.90	09:07:48.304
7 -	1:07.135	3.425	64.77	09:08:55.439
8 -	1:04.163	0.453	67.77	09:09:59.602
9 -	1:08.223	4.513	63.74	09:11:07.825
10 -	1:04.483	0.773	67.43	09:12:12.308
11 -	1:03.770 (2)	0.060	68.19	09:13:16.078
12 -	1:04.143 (3)	0.433	67.79	09:14:20.221
13 -	1:03.710 (1)		68.25	09:15:23.931

P2 8 Aidan HILLS				
LAP	LAP TIME	DIFF	MPH	TIME OF DAY
1 -	1:21.522	17.232	53.34	09:02:22.004
2 -	1:05.186	0.896	66.71	09:03:27.190
3 -	1:05.500	1.210	66.39	09:04:32.690
4 -	1:05.087	0.797	66.81	09:05:37.777
5 -	1:06.673	2.383	65.22	09:06:44.450
6 -	1:05.552	1.262	66.33	09:07:50.002
7 -	1:04.425 (3)	0.135	67.49	09:08:54.427
8 -	1:04.967	0.677	66.93	09:09:59.394
9 -	1:04.395 (2)	0.105	67.53	09:11:03.789
10 -	1:04.864	0.574	67.04	09:12:08.653
11 -	1:04.290 (1)		67.64	09:13:12.943
12 -	1:04.618	0.328	67.29	09:14:17.561
13 -	1:04.455	0.165	67.46	09:15:22.016

P3 5 John LANGRIDGE				
LAP	LAP TIME	DIFF	MPH	TIME OF DAY
1 -	1:11.285	6.981	61.00	09:01:27.851
2 -	1:08.049	3.745	63.90	09:02:35.900
3 -	1:06.329	2.025	65.56	09:03:42.229
4 -	1:05.206	0.902	66.69	09:04:47.435
5 -	1:05.165	0.861	66.73	09:05:52.600
6 -	1:05.981	1.677	65.90	09:06:58.581
7 -	1:05.185	0.881	66.71	09:08:03.766
8 -	1:05.480	1.176	66.41	09:09:09.246
9 -	1:06.039	1.735	65.84	09:10:15.285
10 -	1:04.522 (2)	0.218	67.39	09:11:19.807
11 -	1:06.937	2.633	64.96	09:12:26.744
12 -	1:06.206	1.902	65.68	09:13:32.950
13 -	1:05.115 (3)	0.811	66.78	09:14:38.065
14 -	1:04.304 (1)		67.62	09:15:42.369

P4 82 Michael KNIBBS				
LAP	LAP TIME	DIFF	MPH	TIME OF DAY
1 -	1:06.348	1.840	65.54	09:02:59.458
2 -	1:05.339	0.831	66.55	09:04:04.797
3 -	1:05.022	0.514	66.87	09:05:09.819
4 -	1:05.168	0.660	66.72	09:06:14.987
5 -	1:04.907	0.399	66.99	09:07:19.894
6 -	1:04.933	0.425	66.97	09:08:24.827
7 -	1:05.260	0.752	66.63	09:09:30.087
8 -	1:04.712 (2)	0.204	67.19	09:10:34.799
9 -	1:05.157	0.649	66.74	09:11:39.956
10 -	1:05.920	1.412	65.96	09:12:45.876
11 -	1:04.906 (3)	0.398	66.99	09:13:50.782

DIFF = Difference To Personal Best Lap

12 -	1:05.233	0.725	66.66	09:14:56.016
13 -	1:04.508 (1)		67.41	09:16:00.524

P5 17 Will MORRIS				
LAP	LAP TIME	DIFF	MPH	TIME OF DAY
1 -	1:17.530	13.017	56.08	09:02:09.080
2 -	1:08.962	4.449	63.05	09:03:18.042
3 -	1:06.821	2.308	65.07	09:04:24.863
4 -	1:05.777	1.264	66.11	09:05:30.640
5 -	1:06.616	2.103	65.27	09:06:37.256
6 -	1:05.958	1.445	65.92	09:07:43.214
7 -	1:05.151 (3)	0.638	66.74	09:08:48.365
8 -	1:06.856	2.343	65.04	09:09:55.221
9 -	1:11.455	6.942	60.85	09:11:06.676
10 -	1:06.876	2.363	65.02	09:12:13.552
11 -	1:04.513 (1)		67.40	09:13:18.065
12 -	1:07.099	2.586	64.80	09:14:25.164
13 -	1:04.618 (2)	0.105	67.29	09:15:29.782

P6 7 Alex MILLER				
LAP	LAP TIME	DIFF	MPH	TIME OF DAY
1 -	1:12.939	7.528	59.61	09:01:33.678
2 -	1:07.028	1.617	64.87	09:02:40.706
3 -	1:06.341	0.930	65.54	09:03:47.047
4 -	1:05.913	0.502	65.97	09:04:52.960
5 -	1:05.632	0.221	66.25	09:05:58.592
6 -	1:06.858	1.447	65.04	09:07:05.450
7 -	1:05.644	0.233	66.24	09:08:11.094
8 -	1:05.797	0.386	66.09	09:09:16.891
9 -	1:05.947	0.536	65.94	09:10:22.838
10 -	1:05.757	0.346	66.13	09:11:28.595
11 -	1:05.411 (1)		66.48	09:12:34.006
12 -	1:05.630 (3)	0.219	66.25	09:13:39.636
13 -	1:05.476 (2)	0.065	66.41	09:14:45.112
14 -	1:05.971	0.560	65.91	09:15:51.083

P7 55 Simon FLEET				
LAP	LAP TIME	DIFF	MPH	TIME OF DAY
1 -	1:12.628	6.538	59.87	09:01:30.622
2 -	1:08.642	2.552	63.35	09:02:39.264
3 -	1:07.812	1.722	64.12	09:03:47.076
4 -	1:07.275	1.185	64.63	09:04:54.351
5 -	1:06.456	0.366	65.43	09:06:00.807
6 -	1:06.864	0.774	65.03	09:07:07.671
7 -	1:09.047	2.957	62.98	09:08:16.718
8 -	1:06.633	0.543	65.26	09:09:23.351
9 -	1:06.241 (3)	0.151	65.64	09:10:29.592
10 -	1:08.596	2.506	63.39	09:11:38.188
11 -	1:06.226 (2)	0.136	65.66	09:12:44.414
12 -	1:06.369	0.279	65.52	09:13:50.783
13 -	1:07.752	1.662	64.18	09:14:58.535
14 -	1:06.090 (1)		65.79	09:16:04.625

P8 21 Nick CRISTOFARO				
LAP	LAP TIME	DIFF	MPH	TIME OF DAY
1 -	1:14.194	7.807	58.61	09:01:29.617
2 -	1:10.494	4.107	61.68	09:02:40.111
3 -	1:08.607	2.220	63.38	09:03:48.718
4 -	1:07.330	0.943	64.58	09:04:56.048
5 -	1:06.986	0.599	64.91	09:06:03.034
6 -	1:07.595	1.208	64.33	09:07:10.629
7 -	1:08.115	1.728	63.84	09:08:18.744

# MSVR IndyKa 500 - Brands Hatch - 28th/29th October 2023

## Miata Trophy

### QUALIFYING - RACE 1 - LAP ANALYSIS

DIFF = Difference To Personal Best Lap

8 -	1:06.850 (3)	0.463	65.05	09:09:25.594
<b>9 -</b>	<b>1:06.387 (1)</b>		<b>65.50</b>	<b>09:10:31.981</b>
10 -	1:06.692 (2)	0.305	65.20	09:11:38.673
11 -	1:07.595	1.208	64.33	09:12:46.268
12 -	1:07.364	0.977	64.55	09:13:53.632
13 -	1:07.307	0.920	64.60	09:15:00.939
14 -	1:07.454	1.067	64.46	09:16:08.393

#### P9 26 Drew FLETCHER

LAP	LAP TIME	DIFF	MPH	TIME OF DAY
1 -	1:13.075	5.623	59.50	09:01:56.891
2 -	1:12.089	4.637	60.32	09:03:08.980
3 -	1:08.430	0.978	63.54	09:04:17.410
4 -	1:08.326	0.874	63.64	09:05:25.736
5 -	1:09.202	1.750	62.83	09:06:34.938
6 -	1:09.801	2.349	62.30	09:07:44.739
7 -	1:07.881	0.429	64.06	09:08:52.620
8 -	1:09.810	2.358	62.29	09:10:02.430
9 -	1:07.772	0.320	64.16	09:11:10.202
10 -	1:07.764 (3)	0.312	64.17	09:12:17.966
11 -	1:08.095	0.643	63.86	09:13:26.061
12 -	1:07.456 (2)	0.004	64.46	09:14:33.517
<b>13 -</b>	<b>1:07.452 (1)</b>		<b>64.46</b>	<b>09:15:40.969</b>

#### P10 94 Liam COCHRANE

LAP	LAP TIME	DIFF	MPH	TIME OF DAY
1 -	1:15.513	7.741	57.58	09:01:45.015
2 -	1:09.751	1.979	62.34	09:02:54.766
3 -	1:09.065	1.293	62.96	09:04:03.831
4 -	1:09.491	1.719	62.57	09:05:13.322
5 -	1:08.141 (3)	0.369	63.81	09:06:21.463
6 -	1:08.044 (2)	0.272	63.90	09:07:29.507
<b>7 -</b>	<b>1:07.772 (1)</b>		<b>64.16</b>	<b>09:08:37.279</b>
8 -	1:08.171	0.399	63.78	09:09:45.450
9 -	1:08.444	0.672	63.53	09:10:53.894
10 -	1:08.590	0.818	63.39	09:12:02.484
11 -	1:08.399	0.627	63.57	09:13:10.883
12 -	1:08.457	0.685	63.52	09:14:19.340
13 -	1:09.537	1.765	62.53	09:15:28.877

#### P11 40 Raymond WORLEY

LAP	LAP TIME	DIFF	MPH	TIME OF DAY
1 -	1:13.613	5.689	59.07	09:01:36.413
2 -	1:09.362	1.438	62.69	09:02:45.775
3 -	1:10.556	2.632	61.63	09:03:56.331
4 -	1:08.406	0.482	63.57	09:05:04.737
5 -	1:08.283	0.359	63.68	09:06:13.020
6 -	1:10.341	2.417	61.82	09:07:23.361
7 -	1:08.266 (3)	0.342	63.70	09:08:31.627
8 -	1:09.095	1.171	62.93	09:09:40.722
9 -	1:09.084	1.160	62.94	09:10:49.806
<b>10 -</b>	<b>1:07.924 (1)</b>		<b>64.02</b>	<b>09:11:57.730</b>
11 -	1:08.295	0.371	63.67	09:13:06.025
12 -	1:08.240 (2)	0.316	63.72	09:14:14.265
13 -	1:09.025	1.101	63.00	09:15:23.290

#### P12 66 Jack HARGRAVES

LAP	LAP TIME	DIFF	MPH	TIME OF DAY
1 -	1:13.262	5.278	59.35	09:01:38.132
2 -	1:09.520	1.536	62.55	09:02:47.652
3 -	1:12.259	4.275	60.18	09:03:59.911
4 -	1:08.187 (3)	0.203	63.77	09:05:08.098

DIFF = Difference To Personal Best Lap

5 -	1:08.717	0.733	63.28	09:06:16.815
6 -	1:08.241	0.257	63.72	09:07:25.056
7 -	1:08.358	0.374	63.61	09:08:33.414
8 -	1:09.163	1.179	62.87	09:09:42.577
9 -	1:08.539	0.555	63.44	09:10:51.116
10 -	1:09.003	1.019	63.02	09:12:00.119
<b>11 -</b>	<b>1:07.984 (1)</b>		<b>63.96</b>	<b>09:13:08.103</b>
12 -	1:08.097 (2)	0.113	63.85	09:14:16.200
13 -	1:09.620	1.636	62.46	09:15:25.820

#### P13 22 Charlie LANE

LAP	LAP TIME	DIFF	MPH	TIME OF DAY
1 -	1:22.928	14.355	52.43	09:01:58.119
2 -	1:21.585	13.012	53.30	09:03:19.704
3 -	1:12.193	3.620	60.23	09:04:31.897
4 -	1:10.877	2.304	61.35	09:05:42.774
5 -	1:10.752	2.179	61.46	09:06:53.526
6 -	1:12.283	3.710	60.16	09:08:05.809
7 -	1:10.332	1.759	61.82	09:09:16.141
8 -	1:12.809	4.236	59.72	09:10:28.950
9 -	1:09.549 (2)	0.976	62.52	09:11:38.499
10 -	1:12.732	4.159	59.78	09:12:51.231
11 -	1:09.734 (3)	1.161	62.35	09:14:00.965
<b>12 -</b>	<b>1:08.573 (1)</b>		<b>63.41</b>	<b>09:15:09.538</b>

#### P14 121 Gary SMITH

LAP	LAP TIME	DIFF	MPH	TIME OF DAY
1 -	1:20.913	8.817	53.74	09:02:00.341
2 -	1:20.737	8.641	53.86	09:03:21.078
3 -	1:15.891	3.795	57.30	09:04:36.969
4 -	1:15.760	3.664	57.39	09:05:52.729
5 -	1:14.764	2.668	58.16	09:07:07.493
6 -	1:14.958	2.862	58.01	09:08:22.451
7 -	1:13.464	1.368	59.19	09:09:35.915
8 -	1:14.334	2.238	58.50	09:10:50.249
9 -	1:13.887	1.791	58.85	09:12:04.136
10 -	1:12.564 (2)	0.468	59.92	09:13:16.700
<b>11 -</b>	<b>1:12.096 (1)</b>		<b>60.31</b>	<b>09:14:28.796</b>
12 -	1:13.092 (3)	0.996	59.49	09:15:41.888

#### P15 3 Andrew JAMIESON

LAP	LAP TIME	DIFF	MPH	TIME OF DAY
1 -	1:38.198	25.774	44.28	09:02:45.331
2 -	1:19.306	6.882	54.83	09:04:04.637
3 -	1:15.936	3.512	57.26	09:05:20.573
4 -	1:17.596	5.172	56.04	09:06:38.169
5 -	1:14.882	2.458	58.07	09:07:53.051
6 -	1:15.293	2.869	57.75	09:09:08.344
7 -	1:14.657	2.233	58.24	09:10:23.001
8 -	1:12.944 (2)	0.520	59.61	09:11:35.945
9 -	1:14.539	2.115	58.33	09:12:50.484
10 -	1:13.823 (3)	1.399	58.90	09:14:04.307
<b>11 -</b>	<b>1:12.424 (1)</b>		<b>60.04</b>	<b>09:15:16.731</b>

#### P16 15 LEVY / LAWRENCE

LAP	LAP TIME	DIFF	MPH	TIME OF DAY
1 -	1:24.244	11.717	51.61	09:01:57.347
2 -	1:22.692	10.165	52.58	09:03:20.039
3 -	1:13.592	1.065	59.09	09:04:33.631
4 -	1:13.091 (2)	0.564	59.49	09:05:46.722
<b>5 -</b>	<b>1:12.527 (1)</b>		<b>59.95</b>	<b>09:06:59.249</b>
6 -	2:50.299 P	1:37.772	25.53	09:09:49.548

# MSVR IndyKa 500 - Brands Hatch - 28th/29th October 2023

## Miata Trophy

### QUALIFYING - RACE 1 - LAP ANALYSIS

DIFF = Difference To Personal Best Lap

7 -	1:24.698	12.171	51.34	09:11:14.246
8 -	1:13.148 (3)	0.621	59.44	09:12:27.394
9 -	1:15.614	3.087	57.51	09:13:43.008
10 -	1:17.149	4.622	56.36	09:15:00.157
11 -	1:14.453	1.926	58.40	09:16:14.610

#### P17 20 Jude WORLEY

LAP	LAP TIME	DIFF	MPH	TIME OF DAY
1 -	1:27.446	12.602	49.72	09:01:55.625
2 -	1:24.435	9.591	51.50	09:03:20.060
3 -	1:19.990	5.146	54.36	09:04:40.050
4 -	1:17.319	2.475	56.24	09:05:57.369
5 -	1:18.582	3.738	55.33	09:07:15.951
6 -	<b>1:14.844 (1)</b>		<b>58.10</b>	<b>09:08:30.795</b>
7 -	1:16.449 (3)	1.605	56.88	09:09:47.244
8 -	1:14.998 (2)	0.154	57.98	09:11:02.242
9 -	1:17.176	2.332	56.34	09:12:19.418
10 -	1:21.086	6.242	53.62	09:13:40.504
11 -	1:19.619	4.775	54.61	09:15:00.123
12 -	1:16.786	1.942	56.63	09:16:16.909

#### P18 80 Andrew CAHILL

LAP	LAP TIME	DIFF	MPH	TIME OF DAY
1 -	1:30.462	15.430	48.07	09:02:40.248
2 -	1:21.374	6.342	53.43	09:04:01.622
3 -	1:16.818	1.786	56.60	09:05:18.440
4 -	1:21.325	6.293	53.47	09:06:39.765
5 -	1:15.506 (3)	0.474	57.59	09:07:55.271
6 -	1:16.880	1.848	56.56	09:09:12.151
7 -	1:16.157	1.125	57.10	09:10:28.308
8 -	1:15.814	0.782	57.35	09:11:44.122
9 -	1:15.127 (2)	0.095	57.88	09:12:59.249
10 -	<b>1:15.032 (1)</b>		<b>57.95</b>	<b>09:14:14.281</b>
11 -	1:15.723	0.691	57.42	09:15:30.004

#### P19 14 Gary PADDOCK

LAP	LAP TIME	DIFF	MPH	TIME OF DAY
1 -	1:19.802	3.747	54.49	09:01:56.588
2 -	1:17.877	1.822	55.83	09:03:14.465
3 -	1:17.252 (3)	1.197	56.29	09:04:31.717
4 -	1:18.667	2.612	55.27	09:05:50.384
5 -	<b>1:16.055 (1)</b>		<b>57.17</b>	<b>09:07:06.439</b>
6 -	1:17.525	1.470	56.09	09:08:23.964
7 -	1:16.588 (2)	0.533	56.77	09:09:40.552
8 -	1:17.862	1.807	55.85	09:10:58.414
9 -	1:20.180	4.125	54.23	09:12:18.594
10 -	1:27.149	11.094	49.89	09:13:45.743
11 -	1:18.303	2.248	55.53	09:15:04.046

# MSVR IndyKa 500 - Brands Hatch - 28th/29th October 2023

## Miata Trophy

### QUALIFYING - RACE 1 - PIT STOP ANALYSIS

P16		15 NC	LEVY / LAWRENCE		Hills Motorposrt		
STOP	IN TIME	DRIVER IN	STINT TIME	STOP TIME	TOTAL STOP TIME	OUT TIME	DRIVER OUT
1 -	09:08:11.360	LEVY / LAWRENCE	7:38.257	1:38.188	1:38.188	09:09:49.548	LEVY / LAWRENCE
-	Finish	LEVY / LAWRENCE	6:25.062				

# MSVR IndyKa 500 - Brands Hatch - 28th/29th October 2023

## Miata Trophy

### QUALIFYING - RACE 1 - STATISTICS

<b>Competitors Started</b>	19
<b>Planned Start</b>	2023-10-28 @ 09:00:00.000
<b>Actual Start</b>	2023-10-28 @ 09:00:01.319
<b>Finish Time</b>	2023-10-28 @ 09:15:02.210
<b>Track Length</b>	1.2079mi.
<b>Total Laps</b>	240
<b>Total Distance Covered</b>	289.9069mi.

### Session Fastest Lap History

NO	CL	NAME	LAP TIME	TIME OF DAY	LAP	VEHICLE
5	NC	John LANGRIDGE	1:08.049	09:02:35.917	2	Miller Motorsport
7	NC	Alex MILLER	1:07.028	09:02:40.719	2	Miller Motorsport
82	NC	Michael KNIBBS	1:06.348	09:02:59.458	1	Hills Motorsport
8	NC	Aidan HILLS	1:05.186	09:03:27.226	2	Hills Motorsport
12	NC	Declan LEE	1:04.735	09:04:33.323	3	Hills Motorsport
12	NC	Declan LEE	1:04.624	09:06:43.322	5	Hills Motorsport
8	NC	Aidan HILLS	1:04.425	09:08:54.438	7	Hills Motorsport
12	NC	Declan LEE	1:04.163	09:09:59.614	8	Hills Motorsport
12	NC	Declan LEE	1:03.770	09:13:16.091	11	Hills Motorsport
12	NC	Declan LEE	1:03.710	09:15:23.942	13	Hills Motorsport

### Flag History

TYPE	TIME OF DAY
GREEN	09:00:01.319
FINISH	09:15:02.210

### Flag Statistics

TYPE	COUNT	TOTAL LAPS	TOTAL TIME
Green	1	14	16:28.062
Red	0	0	0.000
Safety Car	0	0	0.000
FCY	0	0	0.000

# MSVR IndyKa 500 - Brands Hatch - 28th/29th October 2023

## Miata Trophy

### QUALIFYING - RACE 1 - STATISTICS

CLASS : NC

16 Starters

#### Fastest Lap History

NO	NAME	LAP TIME	TIME OF DAY	LAP	VEHICLE
5	John LANGRIDGE	1:08.049	09:02:35.917	2	Miller Motorsport
7	Alex MILLER	1:07.028	09:02:40.719	2	Miller Motorsport
82	Michael KNIBBS	1:06.348	09:02:59.458	1	Hills Motorsport
8	Aidan HILLS	1:05.186	09:03:27.226	2	Hills Motorsport
12	Declan LEE	1:04.735	09:04:33.323	3	Hills Motorsport
12	Declan LEE	1:04.624	09:06:43.322	5	Hills Motorsport
8	Aidan HILLS	1:04.425	09:08:54.438	7	Hills Motorsport
12	Declan LEE	1:04.163	09:09:59.614	8	Hills Motorsport
12	Declan LEE	1:03.770	09:13:16.091	11	Hills Motorsport
12	Declan LEE	1:03.710	09:15:23.942	13	Hills Motorsport



# MSVR IndyKa 500 - Brands Hatch - 28th/29th October 2023

## Miata Trophy

### QUALIFYING - RACE 1 - STATISTICS

CLASS : NA

2 Starters

#### Fastest Lap History

NO	NAME	LAP TIME	TIME OF DAY	LAP	VEHICLE
94	Liam COCHRANE	1:09.751	09:02:54.775	2	Turner Property Services Racing
94	Liam COCHRANE	1:09.065	09:04:03.840	3	Turner Property Services Racing
94	Liam COCHRANE	1:08.141	09:06:21.472	5	Turner Property Services Racing
94	Liam COCHRANE	1:08.044	09:07:29.516	6	Turner Property Services Racing
94	Liam COCHRANE	1:07.772	09:08:37.288	7	Turner Property Services Racing

# MSVR IndyKa 500 - Brands Hatch - 28th/29th October 2023

## Miata Trophy

### QUALIFYING - RACE 1 - STATISTICS

CLASS : G

1 Starters

#### Fastest Lap History

NO	NAME	LAP TIME	TIME OF DAY	LAP	VEHICLE
21	Nick CRISTOFARO	<b>1:10.494</b>	09:02:40.128	2	BSR - Ben Sharpe Racing
21	Nick CRISTOFARO	<b>1:08.607</b>	09:03:48.734	3	BSR - Ben Sharpe Racing
21	Nick CRISTOFARO	<b>1:07.330</b>	09:04:56.064	4	BSR - Ben Sharpe Racing
21	Nick CRISTOFARO	<b>1:06.986</b>	09:06:03.050	5	BSR - Ben Sharpe Racing
21	Nick CRISTOFARO	<b>1:06.850</b>	09:09:25.610	8	BSR - Ben Sharpe Racing
21	Nick CRISTOFARO	<b>1:06.387</b>	09:10:31.997	9	BSR - Ben Sharpe Racing

# MSVR IndyKa 500 - Brands Hatch - 28th/29th October 2023

## Miata Trophy

### SUPERPOLE - CLASSIFICATION

POS	NO	CL	PIC NAME	ENTRY	TIME	ON	LAPS	GAP	DIFF	MPH
1	12	NC	1 Declan LEE	Hills Motorsport	1:03.802	2	2			68.15
2	82	NC	2 Michael KNIBBS	Hills Motorsport	1:04.485	1	1	0.683	0.683	67.43
3	5	NC	3 John LANGRIDGE	Miller Motorsport	1:04.820	2	2	1.018	0.335	67.08
4	8	NC	4 Aidan HILLS	Hills Motorsport	1:05.831	1	1	2.029	1.011	66.05
5	17	NC	5 Will MORRIS	Hills Motorsport	1:05.903	2	2	2.101	0.072	65.98
6	94	NA	1 Liam COCHRANE	Turner Property Services Racing	1:09.206	2	2	5.404	3.303	62.83
7	14	NA	2 Gary PADDOCK	Misty Racing	1:14.417	2	2	10.615	5.211	58.43

Weather / Track : Cloudy / Dry

These results are provisional until the conclusion of any judicial and technical matters.

Brands Hatch Indy: 1.2079 miles

Date: 28/10/2023 Start: 09:51 Finish: 09:53

Clerk Of Course : Ian Denyer

Stewards :

Timekeeper : Rob Cook

# MSVR IndyKa 500 - Brands Hatch - 28th/29th October 2023

## Miata Trophy

### SUPERPOLE - LAP ANALYSIS

DIFF = Difference To Personal Best Lap

<b>P1 12 Declan LEE</b>				
LAP	LAP TIME	DIFF	MPH	TIME OF DAY
1 -	1:13.541	9.739	59.13	09:52:58.680
2 -	<b>1:03.802 (1)</b>		<b>68.15</b>	<b>09:54:02.482</b>

<b>P2 82 Michael KNIBBS</b>				
LAP	LAP TIME	DIFF	MPH	TIME OF DAY
1 -	<b>1:04.485 (1)</b>		<b>67.43</b>	<b>09:53:39.287</b>

<b>P3 5 John LANGRIDGE</b>				
LAP	LAP TIME	DIFF	MPH	TIME OF DAY
1 -	1:08.361	3.541	63.61	09:52:41.352
2 -	<b>1:04.820 (1)</b>		<b>67.08</b>	<b>09:53:46.172</b>

<b>P4 8 Aidan HILLS</b>				
LAP	LAP TIME	DIFF	MPH	TIME OF DAY
1 -	<b>1:05.831 (1)</b>		<b>66.05</b>	<b>09:53:52.226</b>

<b>P5 17 Will MORRIS</b>				
LAP	LAP TIME	DIFF	MPH	TIME OF DAY
1 -	1:09.474	3.571	62.59	09:52:30.376
2 -	<b>1:05.903 (1)</b>		<b>65.98</b>	<b>09:53:36.279</b>

<b>P6 94 Liam COCHRANE</b>				
LAP	LAP TIME	DIFF	MPH	TIME OF DAY
1 -	1:12.480	3.274	59.99	09:53:08.214
2 -	<b>1:09.206 (1)</b>		<b>62.83</b>	<b>09:54:17.420</b>

<b>P7 14 Gary PADDOCK</b>				
LAP	LAP TIME	DIFF	MPH	TIME OF DAY
1 -	1:22.103	7.686	52.96	09:53:12.808
2 -	<b>1:14.417 (1)</b>		<b>58.43</b>	<b>09:54:27.225</b>

**MSVR IndyKa 500 - Brands Hatch - 28th/29th October 2023**

**Miata Trophy**

**SUPERPOLE - PIT STOP ANALYSIS**

# MSVR IndyKa 500 - Brands Hatch - 28th/29th October 2023

## Miata Trophy

### SUPERPOLE - STATISTICS

**Competitors Started** 7  
**Planned Start** 2023-10-28 @ 10:00:00.000  
**Actual Start** 2023-10-28 @ 09:51:18.393  
**Finish Time** 2023-10-28 @ 09:53:12.809  
**Track Length** 1.2079mi.  
**Total Laps** 12  
**Total Distance Covered** 14.4953mi.

### Session Fastest Lap History

NO	CL	NAME	LAP TIME	TIME OF DAY	LAP	VEHICLE
17	NC	Will MORRIS	<b>1:05.903</b>	09:53:36.295	2	Hills Motorsport
82	NC	Michael KNIBBS	<b>1:04.485</b>	09:53:39.287	1	Hills Motorsport
12	NC	Declan LEE	<b>1:03.802</b>	09:54:02.494	2	Hills Motorsport

### Flag History

TYPE	TIME OF DAY
GREEN	09:51:18.393
FINISH	09:53:12.809

### Flag Statistics

TYPE	COUNT	TOTAL LAPS	TOTAL TIME
Green	1	2	3:52.872
Red	0	0	0.000
Safety Car	0	0	0.000
FCY	0	0	0.000

# MSVR IndyKa 500 - Brands Hatch - 28th/29th October 2023

## Miata Trophy

### SUPERPOLE - STATISTICS

CLASS : NC

5 Starters

#### Fastest Lap History

NO	NAME	LAP TIME	TIME OF DAY	LAP	VEHICLE
17	<b>Will MORRIS</b>	<b>1:05.903</b>	09:53:36.295	2	Hills Motorsport
82	<b>Michael KNIBBS</b>	<b>1:04.485</b>	09:53:39.287	1	Hills Motorsport
12	<b>Declan LEE</b>	<b>1:03.802</b>	09:54:02.494	2	Hills Motorsport

# MSVR IndyKa 500 - Brands Hatch - 28th/29th October 2023

## Miata Trophy

### SUPERPOLE - STATISTICS

CLASS : NA

2 Starters

#### Fastest Lap History


NO	NAME	LAP TIME	TIME OF DAY	LAP	VEHICLE
94	Liam COCHRANE	1:09.206	09:54:17.429	2	Turner Property Services Racing



# MSVR IndyKa 500 - Brands Hatch - 28th/29th October 2023

## Miata Trophy

### RACE 1 - GRID (20 minutes)

ROW 12	23	<b>21</b> Nick CRISTOFARO	
ROW 11	21	<b>94</b> Liam COCHRANE	22 <b>14</b> Gary PADDOCK
ROW 10			
ROW 9			
ROW 8	15	<b>20</b> Jude WORLEY	16 <b>80</b> Andrew CAHILL
ROW 7	13	<b>3</b> Andrew JAMIESON	14 <b>15</b> LEVY / LAWRENCE
ROW 6	11	<b>22</b> Charlie LANE	12 <b>121</b> Gary SMITH
ROW 5	9	<b>40</b> Raymond WORLEY	10 <b>66</b> Jack HARGRAVES
ROW 4	7	<b>55</b> Simon FLEET	8 <b>26</b> Drew FLETCHER
ROW 3	5	<b>17</b> Will MORRIS	6 <b>7</b> Alex MILLER
ROW 2	3	<b>5</b> John LANGRIDGE	4 <b>8</b> Aidan HILLS
ROW 1	1	<b>12</b> Declan LEE	2 <b>82</b> Michael KNIBBS
<b>Pole</b>			
			

Brands Hatch Indy: 1.2079 miles

These results are provisional until the conclusion of any judicial and technical matters.

Clerk Of Course : Ian Denyer

Stewards :

Timekeeper : Rob Cook

# MSVR IndyKa 500 - Brands Hatch - 28th/29th October 2023

## Miata Trophy

### RACE 1 - CLASSIFICATION

POS	NO	CL	PIC NAME	ENTRY	LAPS	TIME	GAP	DIFF	MPH	BEST	ON
1	12	NC	1 Declan LEE	Hills Motorsport	19	20:37.423			66.77	1:03.501	15
2	82	NC	2 Michael KNIBBS	Hills Motorsport	19	20:39.631	2.208	2.208	66.65	1:04.180	16
3	8	NC	3 Aidan HILLS	Hills Motorsport	19	20:40.341	2.918	0.710	66.61	1:04.107	18
4	5	NC	4 John LANGRIDGE	Miller Motorsport	19	20:47.564	10.141	7.223	66.22	1:04.535	17
5	17	NC	5 Will MORRIS	Hills Motorsport	19	20:57.348	19.925	9.784	65.71	1:04.893	10
6	7	NC	6 Alex MILLER	Miller Motorsport	19	21:09.238	31.815	11.890	65.09	1:05.637	11
7	26	NC	7 Drew FLETCHER	Hills Motorsport	19	21:19.120	41.697	9.882	64.59	1:05.917	7
8	55	NC	8 Simon FLEET	Jiffy Winks	19	21:21.400	43.977	2.280	64.47	1:05.938	18
9	40	NC	9 Raymond WORLEY	Boreham Motorsport	19	21:44.599	1:07.176	23.199	63.33	1:07.614	9
10	22	NC	10 Charlie LANE	Misty Racing	18	20:43.684	1 Lap	1 Lap	62.93	1:07.407	17
11	66	NC	11 Jack HARGRAVES	Boreham Motorsport	18	20:43.867	1 Lap	0.183	62.92	1:07.773	15
12	94	NA	1 Liam COCHRANE	Turner Property Services Racing	18	20:48.590	1 Lap	4.723	62.69	1:07.789	15
13	21	G	1 Nick CRISTOFARO	BSR - Ben Sharpe Racing	18	20:48.715	1 Lap	0.125	62.68	1:06.026	17
14	121	NC	12 Gary SMITH	On the spot racing	18	21:12.467	1 Lap	23.752	61.51	1:08.986	16
15	15	NC	13 Antony LEVY	Hills Motorsport	18	21:33.000	1 Lap	20.533	60.53	1:10.156	15
16	3	NC	14 Andrew JAMIESON	Hills Motorsport	18	21:40.391	1 Lap	7.391	60.19	1:08.193	18
17	20	NC	15 Jude WORLEY	Boreham Motorsport	17	21:27.023	2 Laps	1 Lap	57.43	1:13.085	15
18	80	NC	16 Andrew CAHILL	Hills Motorsport	17	21:33.804	2 Laps	6.781	57.13	1:12.172	17
19	14	NA	2 Gary PADDOCK	Misty Racing	16	20:45.106	3 Laps	1 Lap	55.88	1:12.638	15

#### FASTEST LAP

12	NC	Declan LEE	Hills Motorsport	15	1:03.501	68.48 mph	110.20 kph
21	G	Nick CRISTOFARO	BSR - Ben Sharpe Racing	17	1:06.026	65.86 mph	105.99 kph
94	NA	Liam COCHRANE	Turner Property Services Racing	15	1:07.789	64.14 mph	103.23 kph

Weather / Track : Bright / Damp

These results are provisional until the conclusion of any judicial and technical matters.

Race Distance: 19 Laps / 22.95 miles

Brands Hatch Indy: 1.2079 miles

Date: 28/10/2023 Start: 11:17 Finish: 11:38

Clerk Of Course : Ian Denyer

Stewards :

Timekeeper : Rob Cook

# MSVR IndyKa 500 - Brands Hatch - 28th/29th October 2023

## Miata Trophy

### RACE 1 - CLASSIFICATION - AMENDED

POS	NO	CL	PIC NAME	ENTRY	LAPS	TIME	GAP	DIFF	MPH	BEST	ON
1	12	NC	1 Declan LEE	Hills Motorsport	19	20:37.423			66.77	1:03.501	15
2	82	NC	2 Michael KNIBBS	Hills Motorsport	19	20:39.631	2.208	2.208	66.65	1:04.180	16
3	8	NC	3 Aidan HILLS	Hills Motorsport	19	20:40.341	2.918	0.710	66.61	1:04.107	18
4	5	NC	4 John LANGRIDGE	Miller Motorsport	19	20:47.564	10.141	7.223	66.22	1:04.535	17
5	17	NC	5 Will MORRIS	Hills Motorsport	19	20:57.348	19.925	9.784	65.71	1:04.893	10
6	7	NC	6 Alex MILLER	Miller Motorsport	19	21:09.238	31.815	11.890	65.09	1:05.637	11
7	26	NC	7 Drew FLETCHER	Hills Motorsport	19	21:19.120	41.697	9.882	64.59	1:05.917	7
8	55	NC	8 Simon FLEET	Jiffy Winks	19	21:21.400	43.977	2.280	64.47	1:05.938	18
9	40	NC	9 Raymond WORLEY	Boreham Motorsport	19	21:44.599	1:07.176	23.199	63.33	1:07.614	9
10	22	NC	10 Charlie LANE	Misty Racing	18	20:43.684	1 Lap	1 Lap	62.93	1:07.407	17
11	66	NC	11 Jack HARGRAVES	Boreham Motorsport	18	20:43.867	1 Lap	0.183	62.92	1:07.773	15
12	94	NA	1 Liam COCHRANE	Turner Property Services Racing	18	20:48.590	1 Lap	4.723	62.69	1:07.789	15
13	21	G	1 Nick CRISTOFARO	BSR - Ben Sharpe Racing	18	20:48.715	1 Lap	0.125	62.68	1:06.026	17
14	121	NC	12 Gary SMITH	On the spot racing	18	21:12.467	1 Lap	23.752	61.51	1:08.986	16
15	15	NC	13 Nicholas LAWRENCE	Hills Motorsport	18	21:33.000	1 Lap	20.533	60.53	1:10.156	15
16	3	NC	14 Andrew JAMIESON	Hills Motorsport	18	21:40.391	1 Lap	7.391	60.19	1:08.193	18
17	20	NC	15 Jude WORLEY	Boreham Motorsport	17	21:27.023	2 Laps	1 Lap	57.43	1:13.085	15
18	80	NC	16 Andrew CAHILL	Hills Motorsport	17	21:33.804	2 Laps	6.781	57.13	1:12.172	17
19	14	NA	2 Gary PADDOCK	Misty Racing	16	20:45.106	3 Laps	1 Lap	55.88	1:12.638	15

#### FASTEST LAP

12	NC	Declan LEE	Hills Motorsport	15	1:03.501	68.48 mph	110.20 kph
21	G	Nick CRISTOFARO	BSR - Ben Sharpe Racing	17	1:06.026	65.86 mph	105.99 kph
94	NA	Liam COCHRANE	Turner Property Services Racing	15	1:07.789	64.14 mph	103.23 kph

Car 15 - correct driver now allocated

Weather / Track : Bright / Damp

These results are provisional until the conclusion of any judicial and technical matters.

Race Distance: 19 Laps / 22.95 miles

Brands Hatch Indy: 1.2079 miles

Date: 28/10/2023 Start: 11:17 Finish: 11:38

Clerk Of Course : Ian Denyer

Stewards :

Timekeeper : Rob Cook

# MSVR IndyKa 500 - Brands Hatch - 28th/29th October 2023

## Miata Trophy

### RACE 1 - LAP CHART

LAP 1 @ 11:18:43.398			LAP 2 @ 11:19:48.356			LAP 3 @ 11:20:53.400			LAP 4 @ 11:21:58.263			LAP 5 @ 11:23:03.297		
NO	BEHIND	LAP TIME	NO	BEHIND	LAP TIME	NO	BEHIND	LAP TIME	NO	BEHIND	LAP TIME	NO	BEHIND	LAP TIME
82		1:11.980	82		1:04.958	82		1:05.044	82		1:04.863	82		1:05.034
8	0.239	1:12.219	8	0.435	1:05.154	8	0.710	1:05.319	8	1.168	1:05.321	8	1.174	1:05.040
12	0.599	1:12.579	12	0.688	1:05.047	12	1.066	1:05.422	12	2.168	1:05.965	12	1.433	1:04.299
17	1.537	1:13.517	17	2.244	1:05.665	17	2.558	1:05.358	17	2.961	1:05.266	17	3.581	1:05.654
5	1.681	1:13.661	5	2.506	1:05.783	5	2.993	1:05.531	5	3.399	1:05.269	5	3.734	1:05.369
55	2.217	1:14.197	55	3.694	1:06.435	7	4.865	1:05.862	7	5.788	1:05.786	7	6.730	1:05.976
7	2.556	1:14.536	7	4.047	1:06.449	55	5.661	1:07.011	55	7.767	1:06.969	55	9.672	1:06.939
26	3.997	1:15.977	26	5.973	1:06.934	26	7.796	1:06.867	26	9.746	1:06.813	26	11.816	1:07.104
40	4.955	1:16.935	40	8.355	1:08.358	40	12.169	1:08.858	40	15.514	1:08.208	40	18.670	1:08.190
66	5.157	1:17.137	66	9.207	1:09.008	66	12.989	1:08.826	66	16.812	1:08.686	66	20.618	1:08.840
22	6.403	1:18.383	22	10.414	1:08.969	22	13.776	1:08.406	94	17.868	1:08.439	94	22.384	1:09.550
94	6.556	1:18.536	94	10.663	1:09.065	94	14.292	1:08.673	22	18.095	1:09.182	22	22.707	1:09.646
121	6.866	1:18.846	121	12.932	1:11.024	121	18.021	1:10.133	21	21.242	1:07.705	21	23.146	1:06.938
3	8.133	1:20.113	21	14.408	1:09.319	21	18.400	1:09.036	121	23.256	1:10.098	121	28.411	1:10.189
21	10.047	1:22.027	3	14.919	1:11.744	3	20.203	1:10.328	15	29.411	1:11.131	15	36.007	1:11.630
15	10.223	1:22.203	15	17.604	1:12.339	15	23.143	1:10.583	3	32.137	1:16.797	3	40.406	1:13.303
80	10.863	1:22.843	80	19.404	1:13.499	80	28.037	1:13.677	14	45.761	1:16.191	14	55.702	1:14.975
14	13.868	1:25.848	14	24.023	1:15.113	14	34.433	1:15.454	20	46.294	1:15.164	20	57.076	1:15.816
20	14.843	1:26.823	20	26.110	1:16.225	20	35.993	1:14.927	80	46.471	1:23.297	80	57.800	1:16.363

# MSVR IndyKa 500 - Brands Hatch - 28th/29th October 2023

## Miata Trophy

### RACE 1 - LAP CHART

LAP 6 @ 11:24:08.449			LAP 7 @ 11:25:14.124			LAP 8 @ 11:26:18.794			LAP 9 @ 11:27:24.290			LAP 10 @ 11:28:29.573		
NO	BEHIND	LAP TIME	NO	BEHIND	LAP TIME	NO	BEHIND	LAP TIME	NO	BEHIND	LAP TIME	NO	BEHIND	LAP TIME
82		1:05.152	82		1:05.675	82		1:04.670	82		1:05.496	82		1:05.283
8	1.051	1:05.029	12	0.775	1:05.232	12	0.521	1:04.416	12	0.165	1:05.140	8	0.316	1:05.240
12	1.218	1:04.937	14	1 Lap	1:16.216	8	1.370	1:04.673	8	0.359	1:04.485	12	0.530	1:05.648
17	3.625	1:05.196	8	1.367	1:05.991	17	4.037	1:05.602	3	1 Lap	1:15.396	5	3.825	1:04.701
5	3.897	1:05.315	20	1 Lap	1:16.157	5	4.216	1:05.623	5	4.407	1:05.687	17	5.048	1:04.893
7	7.466	1:05.888	80	1 Lap	1:15.923	14	1 Lap	1:15.124	17	5.438	1:06.897	3	1 Lap	1:12.994
55	11.735	1:07.215	17	3.105	1:05.155	7	14.794	1:08.580	7	15.231	1:05.933	7	15.691	1:05.743
26	13.663	1:06.999	5	3.263	1:05.041	55	16.990	1:08.231	55	19.566	1:08.072	55	21.074	1:06.791
40	21.802	1:08.284	7	10.884	1:09.093	26	17.212	1:07.977	26	20.205	1:08.489	26	21.262	1:06.340
66	24.363	1:08.897	55	13.429	1:07.369	20	1 Lap	1:20.404	14	1 Lap	1:15.796	14	1 Lap	1:15.353
94	25.919	1:08.687	26	13.905	1:05.917	80	1 Lap	1:22.262	20	1 Lap	1:14.522	40	32.830	1:08.165
22	26.222	1:08.667	40	23.958	1:07.831	40	27.830	1:08.542	80	1 Lap	1:13.710	80	1 Lap	1:13.463
21	26.417	1:08.423	66	26.941	1:08.253	66	30.489	1:08.218	40	29.948	1:07.614	66	37.602	1:09.396
121	35.201	1:11.942	94	28.771	1:08.527	94	31.952	1:07.851	66	33.489	1:08.496	94	38.383	1:09.008
15	41.675	1:10.820	22	29.530	1:08.983	22	32.546	1:07.686	94	34.658	1:08.202	22	38.577	1:08.352
3	51.189	1:15.935	21	29.665	1:08.923	21	32.734	1:07.739	21	35.102	1:07.864	20	1 Lap	1:17.094
			121	39.786	1:10.260	121	45.294	1:10.178	22	35.508	1:08.458	21	50.618	1:20.799
			15	46.263	1:10.263	15	52.575	1:10.982	121	49.521	1:09.723	121	53.857	1:09.619
			3	57.065	1:11.551				15	57.849	1:10.770	15	1:03.598	1:11.032

# MSVR IndyKa 500 - Brands Hatch - 28th/29th October 2023

## Miata Trophy

### RACE 1 - LAP CHART

LAP 11 @ 11:29:34.590			LAP 12 @ 11:30:38.361			LAP 13 @ 11:31:42.970			LAP 14 @ 11:32:47.207			LAP 15 @ 11:33:50.708		
NO	BEHIND	LAP TIME	NO	BEHIND	LAP TIME	NO	BEHIND	LAP TIME	NO	BEHIND	LAP TIME	NO	BEHIND	LAP TIME
12		1:04.487	12		1:03.771	12		1:04.609	12		1:04.237	12		1:03.501
82	0.617	1:05.634	82	1.453	1:04.607	80	2 Laps	1:13.712	14	2 Laps	1:14.919	82	3.315	1:04.768
8	0.971	1:05.672	8	1.999	1:04.799	82	1.561	1:04.717	82	2.048	1:04.724	8	3.665	1:04.515
5	3.753	1:04.945	5	5.216	1:05.234	8	1.829	1:04.439	20	2 Laps	1:13.647	5	9.293	1:05.326
17	5.364	1:05.333	17	7.415	1:05.822	121	1 Lap	1:11.754	8	2.651	1:05.059	14	2 Laps	1:15.104
3	1 Lap	1:10.607	15	1 Lap	1:13.750	5	5.773	1:05.166	5	7.468	1:05.932	17	12.343	1:06.232
7	16.311	1:05.637	7	18.549	1:06.009	17	8.067	1:05.261	80	2 Laps	1:12.645	20	2 Laps	1:14.515
55	22.734	1:06.677	3	1 Lap	1:09.534	15	1 Lap	1:10.542	121	1 Lap	1:10.560	121	1 Lap	1:09.400
26	22.947	1:06.702	55	26.025	1:07.062	7	20.043	1:06.103	17	9.612	1:05.782	80	2 Laps	1:17.720
40	36.376	1:08.563	26	26.189	1:07.013	26	28.049	1:06.469	15	1 Lap	1:10.750	7	24.715	1:06.265
66	41.452	1:08.867	40	40.253	1:07.648	55	28.901	1:07.485	7	21.951	1:06.145	15	1 Lap	1:11.426
14	1 Lap	1:15.444	66	46.180	1:08.499	3	1 Lap	1:16.496	26	30.788	1:06.976	26	34.087	1:06.800
22	43.472	1:09.912	22	47.826	1:08.125	40	43.514	1:07.870	55	31.740	1:07.076	55	34.716	1:06.477
94	45.451	1:12.085	94	50.217	1:08.537	66	49.842	1:08.271	3	1 Lap	1:09.941	3	1 Lap	1:09.658
20	1 Lap	1:13.688	14	1 Lap	1:15.416	22	51.338	1:08.121	40	47.370	1:08.093	40	51.821	1:07.952
21	54.206	1:08.605	21	57.375	1:06.940	94	54.238	1:08.630	66	53.891	1:08.286	66	58.163	1:07.773
80	1 Lap	1:22.941	20	1 Lap	1:13.717	21	59.442	1:06.676	22	54.845	1:07.744	22	58.903	1:07.559
121	58.985	1:10.145							94	58.242	1:08.241	94	1:02.530	1:07.789
									21	1:01.727	1:06.522			

# MSVR IndyKa 500 - Brands Hatch - 28th/29th October 2023

## Miata Trophy

### RACE 1 - LAP CHART

LAP 16 @ 11:34:55.027			LAP 17 @ 11:35:59.565			LAP 18 @ 11:37:04.261			LAP 19 @ 11:38:08.841		
NO	BEHIND	LAP TIME	NO	BEHIND	LAP TIME	NO	BEHIND	LAP TIME	NO	BEHIND	LAP TIME
12		1:04.319	12		1:04.538	12		1:04.696	12		1:04.580
21	1 Lap	1:08.992	82	2.880	1:04.242	22	1 Lap	1:07.407	82	2.208	1:04.267
82	3.176	1:04.180	94	1 Lap	1:09.910	66	1 Lap	1:08.018	8	2.918	1:04.477
8	3.826	1:04.480	8	3.610	1:04.322	82	2.521	1:04.337	22	1 Lap	1:10.368
5	9.746	1:04.772	21	1 Lap	1:07.504	8	3.021	1:04.107	66	1 Lap	1:09.362
17	13.851	1:05.827	5	9.743	1:04.535	94	1 Lap	1:08.148	14	3 Laps	1:46.976
121	1 Lap	1:10.051	17	15.748	1:06.435	21	1 Lap	1:06.026	5	10.141	1:05.118
14	2 Laps	1:14.539	121	1 Lap	1:08.986	5	9.603	1:04.556	94	1 Lap	1:08.712
20	2 Laps	1:13.221	7	29.296	1:07.096	17	17.324	1:06.272	21	1 Lap	1:08.677
7	26.738	1:06.342	14	2 Laps	1:12.638	121	1 Lap	1:09.500	17	19.925	1:07.181
80	2 Laps	1:13.509	20	2 Laps	1:13.085	7	30.613	1:06.013	7	31.815	1:05.782
15	1 Lap	1:10.156	26	38.180	1:06.551	26	39.851	1:06.367	121	1 Lap	1:10.059
26	36.167	1:06.399	55	40.225	1:08.066	20	2 Laps	1:13.886	26	41.697	1:06.426
55	36.697	1:06.300	80	2 Laps	1:13.080	55	41.467	1:05.938	55	43.977	1:07.090
3	1 Lap	1:09.515	15	1 Lap	1:12.650	80	2 Laps	1:12.988	20	2 Laps	1:14.132
40	55.135	1:07.633	3	1 Lap	1:08.876	15	1 Lap	1:11.383	15	1 Lap	1:10.590
22	1:02.300	1:07.716	40	58.841	1:08.244	3	1 Lap	1:09.410	80	2 Laps	1:12.172
66	1:02.878	1:09.034				40	1:03.410	1:09.265	3	1 Lap	1:08.193
									40	1:07.176	1:08.346

# MSVR IndyKa 500 - Brands Hatch - 28th/29th October 2023

## Miata Trophy

### RACE 1 - POSITION CHART

No	Name	Lap																			
		Pos	1	2	3	4	5	6	7	8	9	10	11	12	13	14	15	16	17	18	19
12	LEE	1	82	82	82	82	82	82	82	82	82	82	12	12	12	12	12	12	12	12	12
82	KNIBBS	2	8	8	8	8	8	8	12	12	12	8	82	82	82	82	82	82	82	82	82
5	LANGRIDGE	3	12	12	12	12	12	12	8	8	8	12	8	8	8	8	8	8	8	8	8
8	HILLS	4	17	17	17	17	17	17	17	17	5	5	5	5	5	5	5	5	5	5	5
17	MORRIS	5	5	5	5	5	5	5	5	5	17	17	17	17	17	17	17	17	17	17	17
7	MILLER	6	55	55	7	7	7	7	7	7	7	7	7	7	7	7	7	7	7	7	7
55	FLEET	7	7	7	55	55	55	55	55	55	55	55	55	55	26	26	26	26	26	26	26
26	FLETCHER	8	26	26	26	26	26	26	26	26	26	26	26	26	55	55	55	55	55	55	55
40	WORLEY	9	40	40	40	40	40	40	40	40	40	40	40	40	40	40	40	40	40	40	40
66	HARGRAVES	10	66	66	66	66	66	66	66	66	66	66	66	66	66	66	66	22	22	22	22
22	LANE	11	22	22	22	94	94	94	94	94	94	94	22	22	22	22	22	66	66	66	66
121	SMITH	12	94	94	94	22	22	22	22	22	21	22	94	94	94	94	94	94	94	94	94
3	JAMIESON	13	121	121	121	21	21	21	21	21	21	22	21	21	21	21	21	21	21	21	21
20	WORLEY	14	3	21	21	121	121	121	121	121	121	121	121	121	121	121	121	121	121	121	121
80	CAHILL	15	21	3	3	15	15	15	15	15	15	15	15	15	15	15	15	15	15	15	15
94	COCHRANE	16	15	15	15	3	3	3	3	3	3	3	3	3	3	3	3	3	3	3	3
14	PADDOCK	17	80	80	80	14	14	14	14	14	14	14	14	14	14	14	14	20	20	20	20
21	CRISTOFARO	18	14	14	14	20	20	20	20	20	20	80	20	20	20	20	20	80	80	80	80
15	LEVY	19	20	20	20	80	80	80	80	80	20	80	80	80	80	80	80	14	14	14	14



# MSVR IndyKa 500 - Brands Hatch - 28th/29th October 2023

## Miata Trophy

### RACE 1 - LAP ANALYSIS

DIFF = Difference To Personal Best Lap

P1 12 Declan LEE				
LAP	LAP TIME	DIFF	MPH	TIME OF DAY
1 -	1:12.579	9.078	59.91	11:18:43.997
2 -	1:05.047	1.546	66.85	11:19:49.044
3 -	1:05.422	1.921	66.47	11:20:54.466
4 -	1:05.965	2.464	65.92	11:22:00.431
5 -	1:04.299	0.798	67.63	11:23:04.730
6 -	1:04.937	1.436	66.96	11:24:09.667
7 -	1:05.232	1.731	66.66	11:25:14.899
8 -	1:04.416	0.915	67.50	11:26:19.315
9 -	1:05.140	1.639	66.75	11:27:24.455
10 -	1:05.648	2.147	66.24	11:28:30.103
11 -	1:04.487	0.986	67.43	11:29:34.590
12 -	1:03.771 (2)	0.270	68.19	11:30:38.361
13 -	1:04.609	1.108	67.30	11:31:42.970
14 -	1:04.237 (3)	0.736	67.69	11:32:47.207
15 -	<b>1:03.501 (1)</b>		<b>68.48</b>	<b>11:33:50.708</b>
16 -	1:04.319	0.818	67.60	11:34:55.027
17 -	1:04.538	1.037	67.38	11:35:59.565
18 -	1:04.696	1.195	67.21	11:37:04.261
19 -	1:04.580	1.079	67.33	11:38:08.841

P2 82 Michael KNIBBS				
LAP	LAP TIME	DIFF	MPH	TIME OF DAY
1 -	1:11.980	7.800	60.41	11:18:43.398
2 -	1:04.958	0.778	66.94	11:19:48.356
3 -	1:05.044	0.864	66.85	11:20:53.400
4 -	1:04.863	0.683	67.04	11:21:58.263
5 -	1:05.034	0.854	66.86	11:23:03.297
6 -	1:05.152	0.972	66.74	11:24:08.449
7 -	1:05.675	1.495	66.21	11:25:14.124
8 -	1:04.670	0.490	67.24	11:26:18.794
9 -	1:05.496	1.316	66.39	11:27:24.290
10 -	1:05.283	1.103	66.61	11:28:29.573
11 -	1:05.634	1.454	66.25	11:29:35.207
12 -	1:04.607	0.427	67.30	11:30:39.814
13 -	1:04.717	0.537	67.19	11:31:44.531
14 -	1:04.724	0.544	67.18	11:32:49.255
15 -	1:04.768	0.588	67.14	11:33:54.023
16 -	<b>1:04.180 (1)</b>		<b>67.75</b>	<b>11:34:58.203</b>
17 -	1:04.242 (2)	0.062	67.69	11:36:02.445
18 -	1:04.337	0.157	67.59	11:37:06.782
19 -	1:04.267 (3)	0.087	67.66	11:38:11.049

P3 8 Aidan HILLS				
LAP	LAP TIME	DIFF	MPH	TIME OF DAY
1 -	1:12.219	8.112	60.21	11:18:43.637
2 -	1:05.154	1.047	66.74	11:19:48.791
3 -	1:05.319	1.212	66.57	11:20:54.110
4 -	1:05.321	1.214	66.57	11:21:59.431
5 -	1:05.040	0.933	66.86	11:23:04.471
6 -	1:05.029	0.922	66.87	11:24:09.500
7 -	1:05.991	1.884	65.89	11:25:15.491
8 -	1:04.673	0.566	67.23	11:26:20.164
9 -	1:04.485	0.378	67.43	11:27:24.649
10 -	1:05.240	1.133	66.65	11:28:29.889
11 -	1:05.672	1.565	66.21	11:29:35.561
12 -	1:04.799	0.692	67.10	11:30:40.360
13 -	1:04.439 (3)	0.332	67.48	11:31:44.799
14 -	1:05.059	0.952	66.84	11:32:49.858
15 -	1:04.515	0.408	67.40	11:33:54.373
16 -	1:04.480	0.373	67.44	11:34:58.853
17 -	1:04.322 (2)	0.215	67.60	11:36:03.175

DIFF = Difference To Personal Best Lap

18 -	<b>1:04.107 (1)</b>		<b>67.83</b>	<b>11:37:07.282</b>
19 -	1:04.477	0.370	67.44	11:38:11.759

P4 5 John LANGRIDGE				
LAP	LAP TIME	DIFF	MPH	TIME OF DAY
1 -	1:13.661	9.126	59.03	11:18:45.079
2 -	1:05.783	1.248	66.10	11:19:50.862
3 -	1:05.531	0.996	66.35	11:20:56.393
4 -	1:05.269	0.734	66.62	11:22:01.662
5 -	1:05.369	0.834	66.52	11:23:07.031
6 -	1:05.315	0.780	66.57	11:24:12.346
7 -	1:05.041	0.506	66.85	11:25:17.387
8 -	1:05.623	1.088	66.26	11:26:23.010
9 -	1:05.687	1.152	66.20	11:27:28.697
10 -	1:04.701 (3)	0.166	67.21	11:28:33.398
11 -	1:04.945	0.410	66.95	11:29:38.343
12 -	1:05.234	0.699	66.66	11:30:43.577
13 -	1:05.166	0.631	66.73	11:31:48.743
14 -	1:05.932	1.397	65.95	11:32:54.675
15 -	1:05.326	0.791	66.56	11:34:00.001
16 -	1:04.772	0.237	67.13	11:35:04.773
17 -	<b>1:04.535 (1)</b>		<b>67.38</b>	<b>11:36:09.308</b>
18 -	1:04.556 (2)	0.021	67.36	11:37:13.864
19 -	1:05.118	0.583	66.78	11:38:18.982

P5 17 Will MORRIS				
LAP	LAP TIME	DIFF	MPH	TIME OF DAY
1 -	1:13.517	8.624	59.15	11:18:44.935
2 -	1:05.665	0.772	66.22	11:19:50.600
3 -	1:05.358	0.465	66.53	11:20:55.958
4 -	1:05.266	0.373	66.62	11:22:01.224
5 -	1:05.654	0.761	66.23	11:23:06.878
6 -	1:05.196 (3)	0.303	66.70	11:24:12.074
7 -	1:05.155 (2)	0.262	66.74	11:25:17.229
8 -	1:05.602	0.709	66.28	11:26:22.831
9 -	1:06.897	2.004	65.00	11:27:29.728
10 -	<b>1:04.893 (1)</b>		<b>67.01</b>	<b>11:28:34.621</b>
11 -	1:05.333	0.440	66.56	11:29:39.954
12 -	1:05.822	0.929	66.06	11:30:45.776
13 -	1:05.261	0.368	66.63	11:31:51.037
14 -	1:05.782	0.889	66.10	11:32:56.819
15 -	1:06.232	1.339	65.65	11:34:03.051
16 -	1:05.827	0.934	66.06	11:35:08.878
17 -	1:06.435	1.542	65.45	11:36:15.313
18 -	1:06.272	1.379	65.61	11:37:21.585
19 -	1:07.181	2.288	64.72	11:38:28.766

P6 7 Alex MILLER				
LAP	LAP TIME	DIFF	MPH	TIME OF DAY
1 -	1:14.536	8.899	58.34	11:18:45.954
2 -	1:06.449	0.812	65.44	11:19:52.403
3 -	1:05.862	0.225	66.02	11:20:58.265
4 -	1:05.786	0.149	66.10	11:22:04.051
5 -	1:05.976	0.339	65.91	11:23:10.027
6 -	1:05.888	0.251	65.99	11:24:15.915
7 -	1:09.093	3.456	62.93	11:25:25.008
8 -	1:08.580	2.943	63.40	11:26:33.588
9 -	1:05.933	0.296	65.95	11:27:39.521
10 -	1:05.743 (2)	0.106	66.14	11:28:45.264
11 -	<b>1:05.637 (1)</b>		<b>66.25</b>	<b>11:29:50.901</b>
12 -	1:06.009	0.372	65.87	11:30:56.910
13 -	1:06.103	0.466	65.78	11:32:03.013
14 -	1:06.145	0.508	65.74	11:33:09.158

# MSVR IndyKa 500 - Brands Hatch - 28th/29th October 2023

## Miata Trophy

### RACE 1 - LAP ANALYSIS

DIFF = Difference To Personal Best Lap

15 -	1:06.265	0.628	65.62	11:34:15.423
16 -	1:06.342	0.705	65.54	11:35:21.765
17 -	1:07.096	1.459	64.81	11:36:28.861
18 -	1:06.013	0.376	65.87	11:37:34.874
19 -	1:05.782 (3)	0.145	66.10	11:38:40.656

#### P7 26 Drew FLETCHER

LAP	LAP TIME	DIFF	MPH	TIME OF DAY
1 -	1:15.977	10.060	57.23	11:18:47.395
2 -	1:06.934	1.017	64.96	11:19:54.329
3 -	1:06.867	0.950	65.03	11:21:01.196
4 -	1:06.813	0.896	65.08	11:22:08.009
5 -	1:07.104	1.187	64.80	11:23:15.113
6 -	1:06.999	1.082	64.90	11:24:22.112
7 -	<b>1:05.917 (1)</b>		<b>65.97</b>	<b>11:25:28.029</b>
8 -	1:07.977	2.060	63.97	11:26:36.006
9 -	1:08.489	2.572	63.49	11:27:44.495
10 -	1:06.340 (2)	0.423	65.55	11:28:50.835
11 -	1:06.702	0.785	65.19	11:29:57.537
12 -	1:07.013	1.096	64.89	11:31:04.550
13 -	1:06.469	0.552	65.42	11:32:11.019
14 -	1:06.976	1.059	64.92	11:33:17.995
15 -	1:06.800	0.883	65.09	11:34:24.795
16 -	1:06.399	0.482	65.49	11:35:31.194
17 -	1:06.551	0.634	65.34	11:36:37.745
18 -	1:06.367 (3)	0.450	65.52	11:37:44.112
19 -	1:06.426	0.509	65.46	11:38:50.538

#### P8 55 Simon FLEET

LAP	LAP TIME	DIFF	MPH	TIME OF DAY
1 -	1:14.197	8.259	58.60	11:18:45.615
2 -	1:06.435 (3)	0.497	65.45	11:19:52.050
3 -	1:07.011	1.073	64.89	11:20:59.061
4 -	1:06.969	1.031	64.93	11:22:06.030
5 -	1:06.939	1.001	64.96	11:23:12.969
6 -	1:07.215	1.277	64.69	11:24:20.184
7 -	1:07.369	1.431	64.54	11:25:27.553
8 -	1:08.231	2.293	63.73	11:26:35.784
9 -	1:08.072	2.134	63.88	11:27:43.856
10 -	1:06.791	0.853	65.10	11:28:50.647
11 -	1:06.677	0.739	65.21	11:29:57.324
12 -	1:07.062	1.124	64.84	11:31:04.386
13 -	1:07.485	1.547	64.43	11:32:11.871
14 -	1:07.076	1.138	64.83	11:33:18.947
15 -	1:06.477	0.539	65.41	11:34:25.424
16 -	1:06.300 (2)	0.362	65.58	11:35:31.724
17 -	1:08.066	2.128	63.88	11:36:39.790
18 -	<b>1:05.938 (1)</b>		<b>65.94</b>	<b>11:37:45.728</b>
19 -	1:07.090	1.152	64.81	11:38:52.818

#### P9 40 Raymond WORLEY

LAP	LAP TIME	DIFF	MPH	TIME OF DAY
1 -	1:16.935	9.321	56.52	11:18:48.353
2 -	1:08.358	0.744	63.61	11:19:56.711
3 -	1:08.858	1.244	63.15	11:21:05.569
4 -	1:08.208	0.594	63.75	11:22:13.777
5 -	1:08.190	0.576	63.77	11:23:21.967
6 -	1:08.284	0.670	63.68	11:24:30.251
7 -	1:07.831	0.217	64.10	11:25:38.082
8 -	1:08.542	0.928	63.44	11:26:46.624
9 -	<b>1:07.614 (1)</b>		<b>64.31</b>	<b>11:27:54.238</b>
10 -	1:08.165	0.551	63.79	11:29:02.403
11 -	1:08.563	0.949	63.42	11:30:10.966

DIFF = Difference To Personal Best Lap

12 -	1:07.648 (3)	0.034	64.28	11:31:18.614
13 -	1:07.870	0.256	64.07	11:32:26.484
14 -	1:08.093	0.479	63.86	11:33:34.577
15 -	1:07.952	0.338	63.99	11:34:42.529
16 -	1:07.633 (2)	0.019	64.29	11:35:50.162
17 -	1:08.244	0.630	63.72	11:36:58.406
18 -	1:09.265	1.651	62.78	11:38:07.671
19 -	1:08.346	0.732	63.62	11:39:16.017

#### P10 22 Charlie LANE

LAP	LAP TIME	DIFF	MPH	TIME OF DAY
1 -	1:18.383	10.976	55.47	11:18:49.801
2 -	1:08.969	1.562	63.05	11:19:58.770
3 -	1:08.406	0.999	63.57	11:21:07.176
4 -	1:09.182	1.775	62.85	11:22:16.358
5 -	1:09.646	2.239	62.43	11:23:26.004
6 -	1:08.667	1.260	63.32	11:24:34.671
7 -	1:08.983	1.576	63.03	11:25:43.654
8 -	1:07.686 (3)	0.279	64.24	11:26:51.340
9 -	1:08.458	1.051	63.52	11:27:59.798
10 -	1:08.352	0.945	63.62	11:29:08.150
11 -	1:09.912	2.505	62.20	11:30:18.062
12 -	1:08.125	0.718	63.83	11:31:26.187
13 -	1:08.121	0.714	63.83	11:32:34.308
14 -	1:07.744	0.337	64.19	11:33:42.052
15 -	1:07.559 (2)	0.152	64.36	11:34:49.611
16 -	1:07.716	0.309	64.21	11:35:57.327
17 -	<b>1:07.407 (1)</b>		<b>64.51</b>	<b>11:37:04.734</b>
18 -	1:10.368	2.961	61.79	11:38:15.102

#### P11 66 Jack HARGRAVES

LAP	LAP TIME	DIFF	MPH	TIME OF DAY
1 -	1:17.137	9.364	56.37	11:18:48.555
2 -	1:09.008	1.235	63.01	11:19:57.563
3 -	1:08.826	1.053	63.18	11:21:06.389
4 -	1:08.686	0.913	63.31	11:22:15.075
5 -	1:08.840	1.067	63.16	11:23:23.915
6 -	1:08.897	1.124	63.11	11:24:32.812
7 -	1:08.253	0.480	63.71	11:25:41.065
8 -	1:08.218 (3)	0.445	63.74	11:26:49.283
9 -	1:08.496	0.723	63.48	11:27:57.779
10 -	1:09.396	1.623	62.66	11:29:07.175
11 -	1:08.867	1.094	63.14	11:30:16.042
12 -	1:08.499	0.726	63.48	11:31:24.541
13 -	1:08.271	0.498	63.69	11:32:32.812
14 -	1:08.286	0.513	63.68	11:33:41.098
15 -	<b>1:07.773 (1)</b>		<b>64.16</b>	<b>11:34:48.871</b>
16 -	1:09.034	1.261	62.99	11:35:57.905
17 -	1:08.018 (2)	0.245	63.93	11:37:05.923
18 -	1:09.362	1.589	62.69	11:38:15.285

#### P12 94 Liam COCHRANE

LAP	LAP TIME	DIFF	MPH	TIME OF DAY
1 -	1:18.536	10.747	55.37	11:18:49.954
2 -	1:09.065	1.276	62.96	11:19:59.019
3 -	1:08.673	0.884	63.32	11:21:07.692
4 -	1:08.439	0.650	63.53	11:22:16.131
5 -	1:09.550	1.761	62.52	11:23:25.681
6 -	1:08.687	0.898	63.31	11:24:34.368
7 -	1:08.527	0.738	63.45	11:25:42.895
8 -	1:07.851 (2)	0.062	64.09	11:26:50.746
9 -	1:08.202	0.413	63.76	11:27:58.948
10 -	1:09.008	1.219	63.01	11:29:07.956

# MSVR IndyKa 500 - Brands Hatch - 28th/29th October 2023

## Miata Trophy

### RACE 1 - LAP ANALYSIS

DIFF = Difference To Personal Best Lap

11 -	1:12.085	4.296	60.32	11:30:20.041
12 -	1:08.537	0.748	63.44	11:31:28.578
13 -	1:08.630	0.841	63.36	11:32:37.208
14 -	1:08.241	0.452	63.72	11:33:45.449
<b>15 -</b>	<b>1:07.789 (1)</b>		<b>64.14</b>	<b>11:34:53.238</b>
16 -	1:09.910	2.121	62.20	11:36:03.148
17 -	1:08.148 (3)	0.359	63.81	11:37:11.296
18 -	1:08.712	0.923	63.28	11:38:20.008

DIFF = Difference To Personal Best Lap

11 -	1:13.750	3.594	58.96	11:30:46.921
12 -	1:10.542 (3)	0.386	61.64	11:31:57.463
13 -	1:10.750	0.594	61.46	11:33:08.213
14 -	1:11.426	1.270	60.88	11:34:19.639
<b>15 -</b>	<b>1:10.156 (1)</b>		<b>61.98</b>	<b>11:35:29.795</b>
16 -	1:12.650	2.494	59.85	11:36:42.445
17 -	1:11.383	1.227	60.91	11:37:53.828
18 -	1:10.590	0.434	61.60	11:39:04.418

#### P13 21 Nick CRISTOFARO

LAP	LAP TIME	DIFF	MPH	TIME OF DAY
1 -	1:22.027	16.001	53.01	11:18:53.445
2 -	1:09.319	3.293	62.73	11:20:02.764
3 -	1:09.036	3.010	62.99	11:21:11.800
4 -	1:07.705	1.679	64.22	11:22:19.505
5 -	1:06.938	0.912	64.96	11:23:26.443
6 -	1:08.423	2.397	63.55	11:24:34.866
7 -	1:08.923	2.897	63.09	11:25:43.789
8 -	1:07.739	1.713	64.19	11:26:51.528
9 -	1:07.864	1.838	64.07	11:27:59.392
10 -	1:20.799	14.773	53.82	11:29:20.191
11 -	1:08.605	2.579	63.38	11:30:28.796
12 -	1:06.940	0.914	64.96	11:31:35.736
13 -	1:06.676 (3)	0.650	65.21	11:32:42.412
14 -	1:06.522 (2)	0.496	65.37	11:33:48.934
15 -	1:08.992	2.966	63.03	11:34:57.926
16 -	1:07.504	1.478	64.41	11:36:05.430
<b>17 -</b>	<b>1:06.026 (1)</b>		<b>65.86</b>	<b>11:37:11.456</b>
18 -	1:08.677	2.651	63.31	11:38:20.133

#### P16 3 Andrew JAMIESON

LAP	LAP TIME	DIFF	MPH	TIME OF DAY
1 -	1:20.113	11.920	54.28	11:18:51.531
2 -	1:11.744	3.551	60.61	11:20:03.275
3 -	1:10.328	2.135	61.83	11:21:13.603
4 -	1:16.797	8.604	56.62	11:22:30.400
5 -	1:13.303	5.110	59.32	11:23:43.703
6 -	1:15.935	7.742	57.26	11:24:59.638
7 -	1:11.551	3.358	60.77	11:26:11.189
8 -	1:15.396	7.203	57.67	11:27:26.585
9 -	1:12.994	4.801	59.57	11:28:39.579
10 -	1:10.607	2.414	61.58	11:29:50.186
11 -	1:09.534	1.341	62.53	11:30:59.720
12 -	1:16.496	8.303	56.84	11:32:16.216
13 -	1:09.941	1.748	62.17	11:33:26.157
14 -	1:09.658	1.465	62.42	11:34:35.815
15 -	1:09.515	1.322	62.55	11:35:45.330
16 -	1:08.876 (2)	0.683	63.13	11:36:54.206
17 -	1:09.410 (3)	1.217	62.65	11:38:03.616
<b>18 -</b>	<b>1:08.193 (1)</b>		<b>63.76</b>	<b>11:39:11.809</b>

#### P14 121 Gary SMITH

LAP	LAP TIME	DIFF	MPH	TIME OF DAY
1 -	1:18.846	9.860	55.15	11:18:50.264
2 -	1:11.024	2.038	61.22	11:20:01.288
3 -	1:10.133	1.147	62.00	11:21:11.421
4 -	1:10.098	1.112	62.03	11:22:21.519
5 -	1:10.189	1.203	61.95	11:23:31.708
6 -	1:11.942	2.956	60.44	11:24:43.650
7 -	1:10.260	1.274	61.89	11:25:53.910
8 -	1:10.178	1.192	61.96	11:27:04.088
9 -	1:09.723	0.737	62.36	11:28:13.811
10 -	1:09.619	0.633	62.46	11:29:23.430
11 -	1:10.145	1.159	61.99	11:30:33.575
12 -	1:11.754	2.768	60.60	11:31:45.329
13 -	1:10.560	1.574	61.62	11:32:55.889
14 -	1:09.400 (2)	0.414	62.66	11:34:05.289
15 -	1:10.051	1.065	62.07	11:35:15.340
<b>16 -</b>	<b>1:08.986 (1)</b>		<b>63.03</b>	<b>11:36:24.326</b>
17 -	1:09.500 (3)	0.514	62.56	11:37:33.826
18 -	1:10.059	1.073	62.07	11:38:43.885

#### P17 20 Jude WORLEY

LAP	LAP TIME	DIFF	MPH	TIME OF DAY
1 -	1:26.823	13.738	50.08	11:18:58.241
2 -	1:16.225	3.140	57.04	11:20:14.466
3 -	1:14.927	1.842	58.03	11:21:29.393
4 -	1:15.164	2.079	57.85	11:22:44.557
5 -	1:15.816	2.731	57.35	11:24:00.373
6 -	1:16.157	3.072	57.10	11:25:16.530
7 -	1:20.404	7.319	54.08	11:26:36.934
8 -	1:14.522	1.437	58.35	11:27:51.456
9 -	1:17.094	4.009	56.40	11:29:08.550
10 -	1:13.688	0.603	59.01	11:30:22.238
11 -	1:13.717	0.632	58.99	11:31:35.955
12 -	1:13.647 (3)	0.562	59.04	11:32:49.602
13 -	1:14.515	1.430	58.35	11:34:04.117
14 -	1:13.221 (2)	0.136	59.39	11:35:17.338
<b>15 -</b>	<b>1:13.085 (1)</b>		<b>59.50</b>	<b>11:36:30.423</b>
16 -	1:13.886	0.801	58.85	11:37:44.309
17 -	1:14.132	1.047	58.66	11:38:58.441

#### P15 15 Antony LEVY

LAP	LAP TIME	DIFF	MPH	TIME OF DAY
1 -	1:22.203	12.047	52.90	11:18:53.621
2 -	1:12.339	2.183	60.11	11:20:05.960
3 -	1:10.583	0.427	61.60	11:21:16.543
4 -	1:11.131	0.975	61.13	11:22:27.674
5 -	1:11.630	1.474	60.70	11:23:39.304
6 -	1:10.820	0.664	61.40	11:24:50.124
7 -	1:10.263 (2)	0.107	61.89	11:26:00.387
8 -	1:10.982	0.826	61.26	11:27:11.369
9 -	1:10.770	0.614	61.44	11:28:22.139
10 -	1:11.032	0.876	61.22	11:29:33.171

#### P18 80 Andrew CAHILL

LAP	LAP TIME	DIFF	MPH	TIME OF DAY
1 -	1:22.843	10.671	52.49	11:18:54.261
2 -	1:13.499	1.327	59.16	11:20:07.760
3 -	1:13.677	1.505	59.02	11:21:21.437
4 -	1:23.297	11.125	52.20	11:22:44.734
5 -	1:16.363	4.191	56.94	11:24:01.097
6 -	1:15.923	3.751	57.27	11:25:17.020
7 -	1:22.262	10.090	52.86	11:26:39.282
8 -	1:13.710	1.538	58.99	11:27:52.992
9 -	1:13.463	1.291	59.19	11:29:06.455
10 -	1:22.941	10.769	52.43	11:30:29.396
11 -	1:13.712	1.540	58.99	11:31:43.108

# MSVR IndyKa 500 - Brands Hatch - 28th/29th October 2023

## Miata Trophy

### RACE 1 - LAP ANALYSIS

DIFF = Difference To Personal Best Lap

12 -	1:12.645 (2)	0.473	59.86	11:32:55.753
13 -	1:17.720	5.548	55.95	11:34:13.473
14 -	1:13.509	1.337	59.15	11:35:26.982
15 -	1:13.080	0.908	59.50	11:36:40.062
16 -	1:12.988 (3)	0.816	59.57	11:37:53.050
17 -	<b>1:12.172 (1)</b>		<b>60.25</b>	<b>11:39:05.222</b>

P19 14 Gary PADDOCK				
LAP	LAP TIME	DIFF	MPH	TIME OF DAY
1 -	1:25.848	13.210	50.65	11:18:57.266
2 -	1:15.113	2.475	57.89	11:20:12.379
3 -	1:15.454	2.816	57.63	11:21:27.833
4 -	1:16.191	3.553	57.07	11:22:44.024
5 -	1:14.975	2.337	58.00	11:23:58.999
6 -	1:16.216	3.578	57.05	11:25:15.215
7 -	1:15.124	2.486	57.88	11:26:30.339
8 -	1:15.796	3.158	57.37	11:27:46.135
9 -	1:15.353	2.715	57.70	11:29:01.488
10 -	1:15.444	2.806	57.64	11:30:16.932
11 -	1:15.416	2.778	57.66	11:31:32.348
12 -	1:14.919 (3)	2.281	58.04	11:32:47.267
13 -	1:15.104	2.466	57.90	11:34:02.371
14 -	1:14.539 (2)	1.901	58.33	11:35:16.910
15 -	<b>1:12.638 (1)</b>		<b>59.86</b>	<b>11:36:29.548</b>
16 -	1:46.976	34.338	40.65	11:38:16.524

# MSVR IndyKa 500 - Brands Hatch - 28th/29th October 2023

## Miata Trophy

### RACE 1 - STATISTICS

<b>Competitors Started</b>	19
<b>Planned Start</b>	2023-10-28 @ 11:30:00.000
<b>Actual Start</b>	2023-10-28 @ 11:17:31.417
<b>Finish Time</b>	2023-10-28 @ 11:38:08.840
<b>Track Length</b>	1.2079mi.
<b>Total Laps</b>	348
<b>Total Distance Covered</b>	420.3650mi.

### Session Fastest Lap History

NO	CL	NAME	LAP TIME	TIME OF DAY	LAP	VEHICLE
82	NC	Michael KNIBBS	1:11.980	11:18:43.413	1	Hills Motorsport
82	NC	Michael KNIBBS	1:04.958	11:19:48.369	2	Hills Motorsport
82	NC	Michael KNIBBS	1:04.863	11:21:58.277	4	Hills Motorsport
12	NC	Declan LEE	1:04.299	11:23:04.744	5	Hills Motorsport
12	NC	Declan LEE	1:03.771	11:30:38.373	12	Hills Motorsport
12	NC	Declan LEE	1:03.501	11:33:50.719	15	Hills Motorsport

### Session Leader History

NO	CL	NAME	FROM LAP	LAPS LED	DISTANCE	VEHICLE
82	NC	Michael KNIBBS	1	10	12.07 miles	Hills Motorsport
12	NC	Declan LEE	11	9	10.87 miles	Hills Motorsport

### Flag History

TYPE	TIME OF DAY
GREEN	11:17:31.417
FINISH	11:38:08.840

### Flag Statistics

TYPE	COUNT	TOTAL LAPS	TOTAL TIME
Green	1	19	21:53.469
Red	0	0	0.000
Safety Car	0	0	0.000
FCY	0	0	0.000

# MSVR IndyKa 500 - Brands Hatch - 28th/29th October 2023

## Miata Trophy

### RACE 1 - STATISTICS

CLASS : NC

16 Starters

#### Fastest Lap History

NO	NAME	LAP TIME	TIME OF DAY	LAP	VEHICLE
82	Michael KNIBBS	<b>1:11.980</b>	11:18:43.413	1	Hills Motorsport
82	Michael KNIBBS	<b>1:04.958</b>	11:19:48.369	2	Hills Motorsport
82	Michael KNIBBS	<b>1:04.863</b>	11:21:58.277	4	Hills Motorsport
12	Declan LEE	<b>1:04.299</b>	11:23:04.744	5	Hills Motorsport
12	Declan LEE	<b>1:03.771</b>	11:30:38.373	12	Hills Motorsport
12	Declan LEE	<b>1:03.501</b>	11:33:50.719	15	Hills Motorsport

#### Leader History

NO	NAME	FROM LAP	LAPS LED	DISTANCE	VEHICLE
82	Michael KNIBBS	1	10	12.07 miles	Hills Motorsport
12	Declan LEE	11	9	10.87 miles	Hills Motorsport

# MSVR IndyKa 500 - Brands Hatch - 28th/29th October 2023

## Miata Trophy

### RACE 1 - STATISTICS

CLASS : NA

2 Starters

#### Fastest Lap History

NO	NAME	LAP TIME	TIME OF DAY	LAP	VEHICLE
94	Liam COCHRANE	<b>1:18.536</b>	11:18:49.962	1	Turner Property Services Racing
94	Liam COCHRANE	<b>1:09.065</b>	11:19:59.029	2	Turner Property Services Racing
94	Liam COCHRANE	<b>1:08.673</b>	11:21:07.703	3	Turner Property Services Racing
94	Liam COCHRANE	<b>1:08.439</b>	11:22:16.141	4	Turner Property Services Racing
94	Liam COCHRANE	<b>1:07.851</b>	11:26:50.755	8	Turner Property Services Racing
94	Liam COCHRANE	<b>1:07.789</b>	11:34:53.248	15	Turner Property Services Racing

#### Leader History

NO	NAME	FROM LAP	LAPS LED	DISTANCE	VEHICLE
94	Liam COCHRANE	1	18	21.74 miles	Turner Property Services Racing

# MSVR IndyKa 500 - Brands Hatch - 28th/29th October 2023

## Miata Trophy

### RACE 1 - STATISTICS

CLASS : G

1 Starters

#### Fastest Lap History

NO	NAME	LAP TIME	TIME OF DAY	LAP	VEHICLE
21	Nick CRISTOFARO	<b>1:22.027</b>	11:18:53.461	1	BSR - Ben Sharpe Racing
21	Nick CRISTOFARO	<b>1:09.319</b>	11:20:02.780	2	BSR - Ben Sharpe Racing
21	Nick CRISTOFARO	<b>1:09.036</b>	11:21:11.816	3	BSR - Ben Sharpe Racing
21	Nick CRISTOFARO	<b>1:07.705</b>	11:22:19.521	4	BSR - Ben Sharpe Racing
21	Nick CRISTOFARO	<b>1:06.938</b>	11:23:26.459	5	BSR - Ben Sharpe Racing
21	Nick CRISTOFARO	<b>1:06.676</b>	11:32:42.428	13	BSR - Ben Sharpe Racing
21	Nick CRISTOFARO	<b>1:06.522</b>	11:33:48.949	14	BSR - Ben Sharpe Racing
21	Nick CRISTOFARO	<b>1:06.026</b>	11:37:11.383	17	BSR - Ben Sharpe Racing

#### Leader History


NO	NAME	FROM LAP	LAPS LED	DISTANCE	VEHICLE
21	Nick CRISTOFARO	1	18	21.74 miles	BSR - Ben Sharpe Racing



# MSVR IndyKa 500 - Brands Hatch - 28th/29th October 2023

## Miata Trophy

### RACE 6 - GRID (20 minutes) - AMENDED

ROW 12	23	<b>14</b> Gary PADDOCK	
ROW 11	21	<b>94</b> Liam COCHRANE	22 <b>21</b> Nick CRISTOFARO
ROW 10			
ROW 9			
ROW 8	15	<b>80</b> Andrew CAHILL	
ROW 7	13	<b>3</b> Andrew JAMIESON	14 <b>20</b> Jude WORLEY
ROW 6		11 <b>121</b> Gary SMITH	12 <b>15</b> Antony LEVY
ROW 5	9	<b>22</b> Charlie LANE	10 <b>66</b> Jack HARGRAVES
ROW 4		7 <b>55</b> Simon FLEET	8 <b>40</b> Raymond WORLEY
ROW 3	5	<b>7</b> Alex MILLER	6 <b>26</b> Drew FLETCHER
ROW 2		3 <b>5</b> John LANGRIDGE	4 <b>17</b> Will MORRIS
ROW 1	1	<b>82</b> Michael KNIBBS	2 <b>8</b> Aidan HILLS
<b>Pole</b>			
			

Car 12 - withdrawn

Car 15 - correct driver now displayed

Brands Hatch Indy: 1.2079 miles

These results are provisional until the conclusion of any judicial and technical matters.

Clerk Of Course : Ian Denyer


Stewards :

Timekeeper : Rob Cook

# MSVR IndyKa 500 - Brands Hatch - 28th/29th October 2023

## Miata Trophy

### RACE 6 - GRID (20 minutes)

ROW 12	23	14	Gary PADDOCK				
ROW 11	21	94	Liam COCHRANE	22	21	Nick CRISTOFARO	
ROW 10							
ROW 9							
ROW 8		15	20	Jude WORLEY	16	80	Andrew CAHILL
ROW 7	13	15	Nicholas LAWRENCE	14	3	Andrew JAMIESON	
ROW 6		11	66	Jack HARGRAVES	12	121	Gary SMITH
ROW 5	9	40	Raymond WORLEY	10	22	Charlie LANE	
ROW 4		7	26	Drew FLETCHER	8	55	Simon FLEET
ROW 3	5	17	Will MORRIS	6	7	Alex MILLER	
ROW 2		3	8	Aidan HILLS	4	5	John LANGRIDGE
ROW 1	1	12	Declan LEE	2	82	Michael KNIBBS	
<b>Pole</b>							
							

Brands Hatch Indy: 1.2079 miles

These results are provisional until the conclusion of any judicial and technical matters.

Clerk Of Course : Ian Denyer

Stewards :

Timekeeper : Rob Cook

# MSVR IndyKa 500 - Brands Hatch - 28th/29th October 2023

## Miata Trophy

### RACE 6 - CLASSIFICATION

POS	NO	CL	PIC NAME	ENTRY	LAPS	TIME	GAP	DIFF	MPH	BEST	ON
1	8	NC	1 Aidan HILLS	Hills Motorsport	20	20:55.488			69.27	1:00.869	14
2	82	NC	2 Michael KNIBBS	Hills Motorsport	20	21:02.880	7.392	7.392	68.86	1:01.275	12
3	5	NC	3 John LANGRIDGE	Miller Motorsport	20	21:05.195	9.707	2.315	68.74	1:01.637	13
4	17	NC	4 Will MORRIS	Hills Motorsport	20	21:11.245	15.757	6.050	68.41	1:01.618	13
5	7	NC	5 Alex MILLER	Miller Motorsport	20	21:27.941	32.453	16.696	67.52	1:02.169	6
6	26	NC	6 Drew FLETCHER	Hills Motorsport	20	21:28.539	33.051	0.598	67.49	1:02.543	5
7	21	G	1 Nick CRISTOFARO	BSR - Ben Sharpe Racing	20	21:48.127	52.639	19.588	66.48	1:03.173	14
8	55	NC	7 Simon FLEET	Jiffy Winks	20	21:57.287	1:01.799	9.160	66.02	1:03.802	13
9	40	NC	8 Raymond WORLEY	Boreham Motorsport	19	21:10.584	1 Lap	1 Lap	65.02	1:04.392	4
10	94	NA	1 Liam COCHRANE	Turner Property Services Racing	19	21:13.514	1 Lap	2.930	64.87	1:04.948	11
11	22	NC	9 Charlie LANE	Misty Racing	19	21:14.522	1 Lap	1.008	64.82	1:04.076	13
12	66	NC	10 Jack HARGRAVES	Boreham Motorsport	19	21:19.336	1 Lap	4.814	64.58	1:05.485	12
13	121*	NC	11 Gary SMITH	On the spot racing	19	21:30.139	1 Lap	10.803	64.04	1:04.886	12
14	3	NC	12 Andrew JAMIESON	Hills Motorsport	19	21:34.714	1 Lap	4.575	63.81	1:04.898	12
15	80	NC	13 Andrew CAHILL	Hills Motorsport	18	21:14.105	2 Laps	1 Lap	61.43	1:07.166	13
16	15	NC	14 Antony LEVY	Hills Motorsport	18	21:16.642	2 Laps	2.537	61.31	1:07.223	14
17	14	NA	2 Gary PADDOCK	Misty Racing	17	21:22.082	3 Laps	1 Lap	57.66	1:13.060	4
18	20	NC	15 Jude WORLEY	Boreham Motorsport	17	21:34.867	3 Laps	12.785	57.09	1:13.401	11

#### FASTEST LAP

8	NC	Aidan HILLS	Hills Motorsport	14	1:00.869	71.44 mph	114.97 kph
21	G	Nick CRISTOFARO	BSR - Ben Sharpe Racing	14	1:03.173	68.83 mph	110.78 kph
94	NA	Liam COCHRANE	Turner Property Services Racing	11	1:04.948	66.95 mph	107.75 kph

\* Car 121 - 5 second penalty applied for exceeding track limits

Weather / Track : Cloudy / Wet

These results are provisional until the conclusion of any judicial and technical matters.

Race Distance: 20 Laps / 24.15 miles

Brands Hatch Indy: 1.2079 miles

Date: 28/10/2023 Start: 16:02 Finish: 16:23

Clerk Of Course : Ian Denyer

Stewards :

Timekeeper : Rob Cook

# MSVR IndyKa 500 - Brands Hatch - 28th/29th October 2023

## Miata Trophy

### RACE 6 - LAP CHART

LAP 1 @ 16:03:35.161			LAP 2 @ 16:04:36.236			LAP 3 @ 16:05:37.707			LAP 4 @ 16:06:38.851			LAP 5 @ 16:07:40.195		
NO	BEHIND	LAP TIME	NO	BEHIND	LAP TIME	NO	BEHIND	LAP TIME	NO	BEHIND	LAP TIME	NO	BEHIND	LAP TIME
8		1:07.126	8		1:01.075	8		1:01.471	8		1:01.144	8		1:01.344
5	0.803	1:07.929	5	1.546	1:01.818	5	1.741	1:01.666	5	2.671	1:02.074	5	3.238	1:01.911
82	1.398	1:08.524	82	2.565	1:02.242	82	2.747	1:01.653	82	4.620	1:03.017	82	4.815	1:01.539
17	1.864	1:08.990	17	3.192	1:02.403	17	8.030	1:06.309	17	10.078	1:03.192	17	11.170	1:02.436
55	4.122	1:11.248	7	8.396	1:03.880	7	10.047	1:03.122	7	11.398	1:02.495	7	12.270	1:02.216
26	4.867	1:11.993	26	8.580	1:04.788	26	10.857	1:03.748	26	12.320	1:02.607	26	13.519	1:02.543
40	5.433	1:12.559	40	9.953	1:05.595	40	13.636	1:05.154	40	16.884	1:04.392	40	19.986	1:04.446
7	5.591	1:12.717	21	11.447	1:04.849	21	14.327	1:04.351	21	17.435	1:04.252	21	20.582	1:04.491
121	7.523	1:14.649	121	14.950	1:08.502	55	20.076	1:06.139	55	24.144	1:05.212	55	27.321	1:04.521
21	7.673	1:14.799	66	15.240	1:08.168	121	20.919	1:07.440	121	26.164	1:06.389	121	30.488	1:05.668
66	8.147	1:15.273	55	15.408	1:12.361	22	21.305	1:06.979	22	26.723	1:06.562	22	31.106	1:05.727
22	8.757	1:15.883	22	15.797	1:08.115	66	21.670	1:07.901	66	27.213	1:06.687	94	31.564	1:05.426
94	10.122	1:17.248	94	16.010	1:06.963	94	22.317	1:07.778	94	27.482	1:06.309	66	31.766	1:05.897
3	11.162	1:18.288	3	17.426	1:07.339	3	23.335	1:07.380	3	29.567	1:07.376	3	34.463	1:06.240
20	17.843	1:24.969	80	28.077	1:11.070	15	37.903	1:10.123	15	45.560	1:08.801	15	52.200	1:07.984
80	18.082	1:25.208	15	29.251	1:10.336	80	39.157	1:12.551	80	47.098	1:09.085	80	53.488	1:07.734
14	18.842	1:25.968	20	32.218	1:15.450	14	45.580	1:13.945	14	57.496	1:13.060			
15	19.990	1:27.116	14	33.106	1:15.339	20	46.257	1:15.510	20	59.205	1:14.092			

# MSVR IndyKa 500 - Brands Hatch - 28th/29th October 2023

## Miata Trophy

### RACE 6 - LAP CHART

LAP 6 @ 16:08:41.592			LAP 7 @ 16:09:43.172			LAP 8 @ 16:10:45.436			LAP 9 @ 16:11:47.383			LAP 10 @ 16:12:49.036		
NO	BEHIND	LAP TIME	NO	BEHIND	LAP TIME	NO	BEHIND	LAP TIME	NO	BEHIND	LAP TIME	NO	BEHIND	LAP TIME
8		1:01.397	8		1:01.580	8		1:02.264	8		1:01.947	8		1:01.653
5	5.571	1:03.730	80	1 Lap	1:10.380	15	1 Lap	1:09.444	5	7.512	1:02.597	5	7.865	1:02.006
82	5.767	1:02.349	5	6.207	1:02.216	5	6.862	1:02.919	82	7.781	1:02.706	82	10.742	1:04.614
14	1 Lap	1:13.425	82	6.410	1:02.223	82	7.022	1:02.876	17	13.197	1:02.371	17	13.983	1:02.439
20	1 Lap	1:14.948	17	12.476	1:02.265	80	1 Lap	1:09.781	15	1 Lap	1:10.196	15	1 Lap	1:10.299
17	11.791	1:02.018	26	17.564	1:04.171	17	12.773	1:02.561	80	1 Lap	1:10.437	26	22.790	1:03.404
7	13.042	1:02.169	14	1 Lap	1:13.699	26	19.405	1:04.105	26	21.039	1:03.581	80	1 Lap	1:09.266
26	14.973	1:02.851	7	25.260	1:13.798	7	26.942	1:03.946	7	27.975	1:02.980	7	29.302	1:02.980
40	23.612	1:05.023	20	1 Lap	1:15.589	14	1 Lap	1:13.934	21	34.523	1:03.955	21	36.922	1:04.052
21	23.915	1:04.730	40	29.013	1:06.981	21	32.515	1:05.584	55	38.121	1:05.153	55	40.894	1:04.426
55	30.123	1:04.199	21	29.195	1:06.860	40	33.960	1:07.211	40	39.103	1:07.090	40	43.053	1:05.603
22	35.345	1:05.636	55	32.381	1:03.838	55	34.915	1:04.798	14	1 Lap	1:14.589	22	48.642	1:05.101
121	35.788	1:06.697	22	38.328	1:04.563	20	1 Lap	1:15.899	22	45.194	1:05.994	94	51.058	1:06.296
94	36.162	1:05.995	94	40.189	1:05.607	22	41.147	1:05.083	94	46.415	1:05.292	66	57.273	1:06.592
66	36.663	1:06.294	121	41.040	1:06.832	94	43.070	1:05.145	66	52.334	1:08.812	14	1 Lap	1:14.673
3	40.268	1:07.202	66	41.425	1:06.342	121	44.766	1:05.990	121	54.464	1:11.645	121	1:00.062	1:07.251
15	59.380	1:08.577	3	45.701	1:07.013	66	45.469	1:06.308	20	1 Lap	1:17.538			
						3	51.358	1:07.921	3	56.483	1:07.072			

# MSVR IndyKa 500 - Brands Hatch - 28th/29th October 2023

## Miata Trophy

### RACE 6 - LAP CHART

LAP 11 @ 16:13:51.022			LAP 12 @ 16:14:53.364			LAP 13 @ 16:15:55.293			LAP 14 @ 16:16:56.162			LAP 15 @ 16:17:57.807		
NO	BEHIND	LAP TIME	NO	BEHIND	LAP TIME	NO	BEHIND	LAP TIME	NO	BEHIND	LAP TIME	NO	BEHIND	LAP TIME
8		1:01.986	8		1:02.342	8		1:01.929	8		1:00.869	8		1:01.645
3	1 Lap	1:07.552	121	1 Lap	1:07.493	66	1 Lap	1:05.485	66	1 Lap	1:05.849	94	1 Lap	1:05.343
20	2 Laps	1:15.188	3	1 Lap	1:05.804	121	1 Lap	1:04.886	82	11.236	1:02.896	82	11.326	1:01.735
5	8.287	1:02.408	14	2 Laps	1:15.524	3	1 Lap	1:04.898	5	12.018	1:04.141	5	12.056	1:01.683
82	10.708	1:01.952	5	9.038	1:03.093	5	8.746	1:01.637	3	1 Lap	1:06.388	66	1 Lap	1:05.903
17	14.134	1:02.137	82	9.641	1:01.275	82	9.209	1:01.497	121	1 Lap	1:07.458	17	15.426	1:02.612
26	25.132	1:04.328	17	13.954	1:02.162	17	13.643	1:01.618	17	14.459	1:01.685	3	1 Lap	1:05.802
7	31.119	1:03.803	20	2 Laps	1:14.140	14	2 Laps	1:14.157	26	30.740	1:04.272	121	1 Lap	1:05.699
80	1 Lap	1:09.731	26	25.825	1:03.035	26	27.337	1:03.441	7	32.814	1:02.235	26	32.310	1:03.215
15	1 Lap	1:14.663	7	31.035	1:02.258	20	2 Laps	1:13.401	14	2 Laps	1:13.409	7	33.744	1:02.575
21	38.351	1:03.415	80	1 Lap	1:07.829	7	31.448	1:02.342	20	2 Laps	1:14.023	14	2 Laps	1:13.373
55	43.512	1:04.604	21	39.824	1:03.815	21	42.282	1:04.387	21	44.586	1:03.173	21	48.151	1:05.210
40	46.915	1:05.848	15	1 Lap	1:07.860	80	1 Lap	1:08.580	80	1 Lap	1:07.166	55	55.401	1:05.166
22	52.278	1:05.622	55	45.032	1:03.862	15	1 Lap	1:07.491	55	51.880	1:05.844	20	2 Laps	1:15.412
94	54.020	1:04.948	40	50.224	1:05.651	55	46.905	1:03.802	15	1 Lap	1:07.309	80	1 Lap	1:08.254
66	1:02.107	1:06.820	22	54.219	1:04.283	40	53.041	1:04.746	40	56.610	1:04.438	15	1 Lap	1:07.223
			94	57.055	1:05.377	22	56.366	1:04.076	22	1:00.221	1:04.724	40	1:00.798	1:05.833
						94	1:00.255	1:05.129						

# MSVR IndyKa 500 - Brands Hatch - 28th/29th October 2023

## Miata Trophy

### RACE 6 - LAP CHART

LAP 16 @ 16:18:59.994			LAP 17 @ 16:20:03.845			LAP 18 @ 16:21:08.205			LAP 19 @ 16:22:14.626			LAP 20 @ 16:23:23.523		
NO	BEHIND	LAP TIME	NO	BEHIND	LAP TIME	NO	BEHIND	LAP TIME	NO	BEHIND	LAP TIME	NO	BEHIND	LAP TIME
8		1:02.187	8		1:03.851	8		1:04.360	8		1:06.421	8		1:08.897
22	1 Lap	1:06.592	15	2 Laps	1:08.676	14	3 Laps	1:15.953	82	11.236	1:06.256	82	7.392	1:05.053
94	1 Lap	1:06.383	80	2 Laps	1:09.858	80	2 Laps	1:10.880	5	13.339	1:05.777	5	9.707	1:05.265
82	11.812	1:02.673	40	1 Lap	1:06.981	40	1 Lap	1:13.034	80	2 Laps	1:13.964	40	1 Lap	1:08.753
5	12.556	1:02.687	22	1 Lap	1:07.448	22	1 Lap	1:08.345	40	1 Lap	1:11.246	17	15.757	1:07.022
17	16.342	1:03.103	20	3 Laps	1:17.154	82	11.401	1:04.525	22	1 Lap	1:11.875	94	1 Lap	1:10.760
66	1 Lap	1:06.099	94	1 Lap	1:06.841	5	13.983	1:06.604	94	1 Lap	1:08.163	80	2 Laps	1:12.331
3	1 Lap	1:05.813	82	11.236	1:03.275	94	1 Lap	1:08.511	17	17.632	1:05.307	22	1 Lap	1:11.914
121	1 Lap	1:05.913	5	11.739	1:03.034	15	2 Laps	1:19.342	14	3 Laps	1:19.213	15	2 Laps	1:10.741
26	34.026	1:03.903	17	17.771	1:05.280	17	18.746	1:05.335	15	2 Laps	1:10.461	66	1 Lap	1:08.982
7	35.893	1:04.336	66	1 Lap	1:06.437	20	3 Laps	1:16.401	66	1 Lap	1:08.629	14	3 Laps	1:17.320
21	51.080	1:05.116	3	1 Lap	1:06.042	66	1 Lap	1:06.858	121	1 Lap	1:09.439	121	1 Lap	1:10.156
14	2 Laps	1:14.501	121	1 Lap	1:06.419	121	1 Lap	1:06.613	20	3 Laps	1:17.369	7	32.453	1:05.596
55	58.523	1:05.309	26	34.775	1:04.600	3	1 Lap	1:08.820	3	1 Lap	1:12.314	26	33.051	1:06.400
			7	35.926	1:03.884	26	35.613	1:05.198	26	35.548	1:06.356	3	1 Lap	1:15.450
			21	52.805	1:05.576	7	36.222	1:04.656	7	35.754	1:05.953	20	3 Laps	1:17.784
			55	1:01.729	1:07.057	21	54.876	1:06.431	21	54.786	1:06.331	21	52.639	1:06.750
						55	1:03.833	1:06.464	55	1:03.760	1:06.348	55	1:01.799	1:06.936

# MSVR IndyKa 500 - Brands Hatch - 28th/29th October 2023

## Miata Trophy

### RACE 6 - POSITION CHART

No	Name	Lap																				
		Pos	1	2	3	4	5	6	7	8	9	10	11	12	13	14	15	16	17	18	19	20
82	KNIBBS	1	8	8	8	8	8	8	8	8	8	8	8	8	8	8	8	8	8	8	8	8
8	HILLS	2	5	5	5	5	5	5	5	5	5	5	5	5	5	82	82	82	82	82	82	82
5	LANGRIDGE	3	82	82	82	82	82	82	82	82	82	82	82	82	82	5	5	5	5	5	5	5
17	MORRIS	4	17	17	17	17	17	17	17	17	17	17	17	17	17	17	17	17	17	17	17	17
7	MILLER	5	55	7	7	7	7	7	7	26	26	26	26	26	26	26	26	26	26	26	26	7
26	FLETCHER	6	26	26	26	26	26	26	7	7	7	7	7	7	7	7	7	7	7	7	7	26
55	FLEET	7	40	40	40	40	40	40	40	21	21	21	21	21	21	21	21	21	21	21	21	21
40	WORLEY	8	7	21	21	21	21	21	21	40	55	55	55	55	55	55	55	55	55	55	55	55
22	LANE	9	121	121	55	55	55	55	55	55	40	40	40	40	40	40	40	40	40	40	40	40
66	HARGRAVES	10	21	66	121	121	121	22	22	22	22	22	22	22	22	22	22	22	22	22	22	94
121	SMITH	11	66	55	22	22	22	121	94	94	94	94	94	94	94	94	94	94	94	94	94	22
15	LEVY	12	22	22	66	66	94	94	121	121	66	66	66	66	66	66	66	66	66	66	66	66
3	JAMIESON	13	94	94	94	94	66	66	66	66	121	121	121	121	3	3	3	3	3	121	121	121
20	WORLEY	14	3	3	3	3	3	3	3	3	3	3	3	3	121	121	121	121	3	3	3	3
80	CAHILL	15	20	80	15	15	15	15	15	15	15	80	80	80	80	80	15	80	80	80	80	80
94	COCHRANE	16	80	15	80	80	80	80	80	80	80	15	15	15	15	15	80	15	15	15	15	15
21	CRISTOFARO	17	14	20	14	14	14	14	14	14	14	14	14	14	14	14	14	14	14	14	14	14
14	PADDOCK	18	15	14	20	20	20	20	20	20	20	20	20	20	20	20	20	20	20	20	20	20



# MSVR IndyKa 500 - Brands Hatch - 28th/29th October 2023

## Miata Trophy

### RACE 6 - LAP ANALYSIS

DIFF = Difference To Personal Best Lap

P1 8 Aidan HILLS				
LAP	LAP TIME	DIFF	MPH	TIME OF DAY
1 -	1:07.126	6.257	64.78	16:03:35.161
2 -	1:01.075 (2)	0.206	71.20	16:04:36.236
3 -	1:01.471	0.602	70.74	16:05:37.707
4 -	1:01.144 (3)	0.275	71.12	16:06:38.851
5 -	1:01.344	0.475	70.88	16:07:40.195
6 -	1:01.397	0.528	70.82	16:08:41.592
7 -	1:01.580	0.711	70.61	16:09:43.172
8 -	1:02.264	1.395	69.84	16:10:45.436
9 -	1:01.947	1.078	70.19	16:11:47.383
10 -	1:01.653	0.784	70.53	16:12:49.036
11 -	1:01.986	1.117	70.15	16:13:51.022
12 -	1:02.342	1.473	69.75	16:14:53.364
13 -	1:01.929	1.060	70.21	16:15:55.293
14 -	<b>1:00.869 (1)</b>		<b>71.44</b>	<b>16:16:56.162</b>
15 -	1:01.645	0.776	70.54	16:17:57.807
16 -	1:02.187	1.318	69.92	16:18:59.994
17 -	1:03.851	2.982	68.10	16:20:03.845
18 -	1:04.360	3.491	67.56	16:21:08.205
19 -	1:06.421	5.552	65.47	16:22:14.626
20 -	1:08.897	8.028	63.11	16:23:23.523

P2 82 Michael KNIBBS				
LAP	LAP TIME	DIFF	MPH	TIME OF DAY
1 -	1:08.524	7.249	63.46	16:03:36.559
2 -	1:02.242	0.967	69.86	16:04:38.801
3 -	1:01.653	0.378	70.53	16:05:40.454
4 -	1:03.017	1.742	69.00	16:06:43.471
5 -	1:01.539 (3)	0.264	70.66	16:07:45.010
6 -	1:02.349	1.074	69.74	16:08:47.359
7 -	1:02.223	0.948	69.88	16:09:49.582
8 -	1:02.876	1.601	69.16	16:10:52.458
9 -	1:02.706	1.431	69.34	16:11:55.164
10 -	1:04.614	3.339	67.30	16:12:59.778
11 -	1:01.952	0.677	70.19	16:14:01.730
12 -	<b>1:01.275 (1)</b>		<b>70.96</b>	<b>16:15:03.005</b>
13 -	1:01.497 (2)	0.222	70.71	16:16:04.502
14 -	1:02.896	1.621	69.13	16:17:07.398
15 -	1:01.735	0.460	70.43	16:18:09.133
16 -	1:02.673	1.398	69.38	16:19:11.806
17 -	1:03.275	2.000	68.72	16:20:15.081
18 -	1:04.525	3.250	67.39	16:21:19.606
19 -	1:06.256	4.981	65.63	16:22:25.862
20 -	1:05.053	3.778	66.84	16:23:30.915

P3 5 John LANGRIDGE				
LAP	LAP TIME	DIFF	MPH	TIME OF DAY
1 -	1:07.929	6.292	64.01	16:03:35.964
2 -	1:01.818	0.181	70.34	16:04:37.782
3 -	1:01.666 (2)	0.029	70.51	16:05:39.448
4 -	1:02.074	0.437	70.05	16:06:41.522
5 -	1:01.911	0.274	70.23	16:07:43.433
6 -	1:03.730	2.093	68.23	16:08:47.163
7 -	1:02.216	0.579	69.89	16:09:49.379
8 -	1:02.919	1.282	69.11	16:10:52.298
9 -	1:02.597	0.960	69.46	16:11:54.895
10 -	1:02.006	0.369	70.13	16:12:56.901
11 -	1:02.408	0.771	69.68	16:13:59.309
12 -	1:03.093	1.456	68.92	16:15:02.402
13 -	<b>1:01.637 (1)</b>		<b>70.55</b>	<b>16:16:04.039</b>
14 -	1:04.141	2.504	67.79	16:17:08.180
15 -	1:01.683 (3)	0.046	70.49	16:18:09.863

DIFF = Difference To Personal Best Lap

16 -	1:02.687	1.050	69.37	16:19:12.550
17 -	1:03.034	1.397	68.98	16:20:15.584
18 -	1:06.604	4.967	65.29	16:21:22.188
19 -	1:05.777	4.140	66.11	16:22:27.965
20 -	1:05.265	3.628	66.62	16:23:33.230

P4 17 Will MORRIS				
LAP	LAP TIME	DIFF	MPH	TIME OF DAY
1 -	1:08.990	7.372	63.03	16:03:37.025
2 -	1:02.403	0.785	69.68	16:04:39.428
3 -	1:06.309	4.691	65.58	16:05:45.737
4 -	1:03.192	1.574	68.81	16:06:48.929
5 -	1:02.436	0.818	69.64	16:07:51.365
6 -	1:02.018 (3)	0.400	70.11	16:08:53.383
7 -	1:02.265	0.647	69.84	16:09:55.648
8 -	1:02.561	0.943	69.50	16:10:58.209
9 -	1:02.371	0.753	69.72	16:12:00.580
10 -	1:02.439	0.821	69.64	16:13:03.019
11 -	1:02.137	0.519	69.98	16:14:05.156
12 -	1:02.162	0.544	69.95	16:15:07.318
13 -	<b>1:01.618 (1)</b>		<b>70.57</b>	<b>16:16:08.936</b>
14 -	1:01.685 (2)	0.067	70.49	16:17:10.621
15 -	1:02.612	0.994	69.45	16:18:13.233
16 -	1:03.103	1.485	68.91	16:19:16.336
17 -	1:05.280	3.662	66.61	16:20:21.616
18 -	1:05.335	3.717	66.55	16:21:26.951
19 -	1:05.307	3.689	66.58	16:22:32.258
20 -	1:07.022	5.404	64.88	16:23:39.280

P5 7 Alex MILLER				
LAP	LAP TIME	DIFF	MPH	TIME OF DAY
1 -	1:12.717	10.548	59.80	16:03:40.752
2 -	1:03.880	1.711	68.07	16:04:44.632
3 -	1:03.122	0.953	68.89	16:05:47.754
4 -	1:02.495	0.326	69.58	16:06:50.249
5 -	1:02.216 (2)	0.047	69.89	16:07:52.465
6 -	<b>1:02.169 (1)</b>		<b>69.94</b>	<b>16:08:54.634</b>
7 -	1:13.798	11.629	58.92	16:10:08.432
8 -	1:03.946	1.777	68.00	16:11:12.378
9 -	1:02.980	0.811	69.04	16:12:15.358
10 -	1:02.980	0.811	69.04	16:13:18.338
11 -	1:03.803	1.634	68.15	16:14:22.141
12 -	1:02.258	0.089	69.84	16:15:24.399
13 -	1:02.342	0.173	69.75	16:16:26.741
14 -	1:02.235 (3)	0.066	69.87	16:17:28.976
15 -	1:02.575	0.406	69.49	16:18:31.551
16 -	1:04.336	2.167	67.59	16:19:35.887
17 -	1:03.884	1.715	68.07	16:20:39.771
18 -	1:04.656	2.487	67.25	16:21:44.427
19 -	1:05.953	3.784	65.93	16:22:50.380
20 -	1:05.596	3.427	66.29	16:23:55.976

P6 26 Drew FLETCHER				
LAP	LAP TIME	DIFF	MPH	TIME OF DAY
1 -	1:11.993	9.450	60.40	16:03:40.028
2 -	1:04.788	2.245	67.12	16:04:44.816
3 -	1:03.748	1.205	68.21	16:05:48.564
4 -	1:02.607 (2)	0.064	69.45	16:06:51.171
5 -	<b>1:02.543 (1)</b>		<b>69.52</b>	<b>16:07:53.714</b>
6 -	1:02.851 (3)	0.308	69.18	16:08:56.565
7 -	1:04.171	1.628	67.76	16:10:00.736
8 -	1:04.105	1.562	67.83	16:11:04.841
9 -	1:03.581	1.038	68.39	16:12:08.422

# MSVR IndyKa 500 - Brands Hatch - 28th/29th October 2023

## Miata Trophy

### RACE 6 - LAP ANALYSIS

DIFF = Difference To Personal Best Lap

10 -	1:03.404	0.861	68.58	16:13:11.826
11 -	1:04.328	1.785	67.60	16:14:16.154
12 -	1:03.035	0.492	68.98	16:15:19.189
13 -	1:03.441	0.898	68.54	16:16:22.630
14 -	1:04.272	1.729	67.65	16:17:26.902
15 -	1:03.215	0.672	68.79	16:18:30.117
16 -	1:03.903	1.360	68.05	16:19:34.020
17 -	1:04.600	2.057	67.31	16:20:38.620
18 -	1:05.198	2.655	66.69	16:21:43.818
19 -	1:06.356	3.813	65.53	16:22:50.174
20 -	1:06.400	3.857	65.49	16:23:56.574

#### P7 21 Nick CRISTOFARO

LAP	LAP TIME	DIFF	MPH	TIME OF DAY
1 -	1:14.799	11.626	58.13	16:03:42.834
2 -	1:04.849	1.676	67.05	16:04:47.683
3 -	1:04.351	1.178	67.57	16:05:52.034
4 -	1:04.252	1.079	67.68	16:06:56.286
5 -	1:04.491	1.318	67.42	16:08:00.777
6 -	1:04.730	1.557	67.18	16:09:05.507
7 -	1:06.860	3.687	65.04	16:10:12.367
8 -	1:05.584	2.411	66.30	16:11:17.951
9 -	1:03.955	0.782	67.99	16:12:21.906
10 -	1:04.052	0.879	67.89	16:13:25.958
11 -	1:03.415 (2)	0.242	68.57	16:14:29.373
12 -	1:03.815 (3)	0.642	68.14	16:15:33.188
13 -	1:04.387	1.214	67.53	16:16:37.575
<b>14 -</b>	<b>1:03.173 (1)</b>		<b>68.83</b>	<b>16:17:40.748</b>
15 -	1:05.210	2.037	66.68	16:18:45.958
16 -	1:05.116	1.943	66.78	16:19:51.074
17 -	1:05.576	2.403	66.31	16:20:56.650
18 -	1:06.431	3.258	65.46	16:22:03.081
19 -	1:06.331	3.158	65.55	16:23:09.412
20 -	1:06.750	3.577	65.14	16:24:16.162

#### P8 55 Simon FLEET

LAP	LAP TIME	DIFF	MPH	TIME OF DAY
1 -	1:11.248	7.446	61.03	16:03:39.283
2 -	1:12.361	8.559	60.09	16:04:51.644
3 -	1:06.139	2.337	65.74	16:05:57.783
4 -	1:05.212	1.410	66.68	16:07:02.995
5 -	1:04.521	0.719	67.39	16:08:07.516
6 -	1:04.199	0.397	67.73	16:09:11.715
7 -	1:03.838 (2)	0.036	68.11	16:10:15.553
8 -	1:04.798	0.996	67.11	16:11:20.351
9 -	1:05.153	1.351	66.74	16:12:25.504
10 -	1:04.426	0.624	67.49	16:13:29.930
11 -	1:04.604	0.802	67.31	16:14:34.534
12 -	1:03.862 (3)	0.060	68.09	16:15:38.396
<b>13 -</b>	<b>1:03.802 (1)</b>		<b>68.15</b>	<b>16:16:42.198</b>
14 -	1:05.844	2.042	66.04	16:17:48.042
15 -	1:05.166	1.364	66.73	16:18:53.208
16 -	1:05.309	1.507	66.58	16:19:58.517
17 -	1:07.057	3.255	64.84	16:21:05.574
18 -	1:06.464	2.662	65.42	16:22:12.038
19 -	1:06.348	2.546	65.54	16:23:18.386
20 -	1:06.936	3.134	64.96	16:24:25.322

#### P9 40 Raymond WORLEY

LAP	LAP TIME	DIFF	MPH	TIME OF DAY
1 -	1:12.559	8.167	59.93	16:03:40.594
2 -	1:05.595	1.203	66.29	16:04:46.189
3 -	1:05.154	0.762	66.74	16:05:51.343

DIFF = Difference To Personal Best Lap

<b>4 -</b>	<b>1:04.392 (1)</b>		<b>67.53</b>	<b>16:06:55.735</b>
5 -	1:04.446 (3)	0.054	67.47	16:08:00.181
6 -	1:05.023	0.631	66.87	16:09:05.204
7 -	1:06.981	2.589	64.92	16:10:12.185
8 -	1:07.211	2.819	64.70	16:11:19.396
9 -	1:07.090	2.698	64.81	16:12:26.486
10 -	1:05.603	1.211	66.28	16:13:32.089
11 -	1:05.848	1.456	66.04	16:14:37.937
12 -	1:05.651	1.259	66.23	16:15:43.588
13 -	1:04.746	0.354	67.16	16:16:48.334
14 -	1:04.438 (2)	0.046	67.48	16:17:52.772
15 -	1:05.833	1.441	66.05	16:18:58.605
16 -	1:06.981	2.589	64.92	16:20:05.586
17 -	1:13.034	8.642	59.54	16:21:18.620
18 -	1:11.246	6.854	61.03	16:22:29.866
19 -	1:08.753	4.361	63.24	16:23:38.619

#### P10 94 Liam COCHRANE

LAP	LAP TIME	DIFF	MPH	TIME OF DAY
1 -	1:17.248	12.300	56.29	16:03:45.283
2 -	1:06.963	2.015	64.94	16:04:52.246
3 -	1:07.778	2.830	64.15	16:06:00.024
4 -	1:06.309	1.361	65.58	16:07:06.333
5 -	1:05.426	0.478	66.46	16:08:11.759
6 -	1:05.995	1.047	65.89	16:09:17.754
7 -	1:05.607	0.659	66.28	16:10:23.361
8 -	1:05.145 (3)	0.197	66.75	16:11:28.506
9 -	1:05.292	0.344	66.60	16:12:33.798
10 -	1:06.296	1.348	65.59	16:13:40.094
<b>11 -</b>	<b>1:04.948 (1)</b>		<b>66.95</b>	<b>16:14:45.042</b>
12 -	1:05.377	0.429	66.51	16:15:50.419
13 -	1:05.129 (2)	0.181	66.76	16:16:55.548
14 -	1:05.343	0.395	66.55	16:18:00.891
15 -	1:06.383	1.435	65.50	16:19:07.274
16 -	1:06.841	1.893	65.05	16:20:14.115
17 -	1:08.511	3.563	63.47	16:21:22.626
18 -	1:08.163	3.215	63.79	16:22:30.789
19 -	1:10.760	5.812	61.45	16:23:41.549

#### P11 22 Charlie LANE

LAP	LAP TIME	DIFF	MPH	TIME OF DAY
1 -	1:15.883	11.807	57.30	16:03:43.918
2 -	1:08.115	4.039	63.84	16:04:52.033
3 -	1:06.979	2.903	64.92	16:05:59.012
4 -	1:06.562	2.486	65.33	16:07:05.574
5 -	1:05.727	1.651	66.16	16:08:11.301
6 -	1:05.636	1.560	66.25	16:09:16.937
7 -	1:04.563 (3)	0.487	67.35	16:10:21.500
8 -	1:05.083	1.007	66.81	16:11:26.583
9 -	1:05.994	1.918	65.89	16:12:32.577
10 -	1:05.101	1.025	66.79	16:13:37.678
11 -	1:05.622	1.546	66.26	16:14:43.300
12 -	1:04.283 (2)	0.207	67.64	16:15:47.583
<b>13 -</b>	<b>1:04.076 (1)</b>		<b>67.86</b>	<b>16:16:51.659</b>
14 -	1:04.724	0.648	67.18	16:17:56.383
15 -	1:06.592	2.516	65.30	16:19:02.975
16 -	1:07.448	3.372	64.47	16:20:10.423
17 -	1:08.345	4.269	63.62	16:21:18.768
18 -	1:11.875	7.799	60.50	16:22:30.643
19 -	1:11.914	7.838	60.46	16:23:42.557

# MSVR IndyKa 500 - Brands Hatch - 28th/29th October 2023

## Miata Trophy

### RACE 6 - LAP ANALYSIS

DIFF = Difference To Personal Best Lap

<b>P12 66 Jack HARGRAVES</b>				
LAP	LAP TIME	DIFF	MPH	TIME OF DAY
1 -	1:15.273	9.788	57.77	16:03:43.308
2 -	1:08.168	2.683	63.79	16:04:51.476
3 -	1:07.901	2.416	64.04	16:05:59.377
4 -	1:06.687	1.202	65.20	16:07:06.064
5 -	1:05.897 (3)	0.412	65.99	16:08:11.961
6 -	1:06.294	0.809	65.59	16:09:18.255
7 -	1:06.342	0.857	65.54	16:10:24.597
8 -	1:06.308	0.823	65.58	16:11:30.905
9 -	1:08.812	3.327	63.19	16:12:39.717
10 -	1:06.592	1.107	65.30	16:13:46.309
11 -	1:06.820	1.335	65.07	16:14:53.129
<b>12 -</b>	<b>1:05.485 (1)</b>		<b>66.40</b>	<b>16:15:58.614</b>
13 -	1:05.849 (2)	0.364	66.03	16:17:04.463
14 -	1:05.903	0.418	65.98	16:18:10.366
15 -	1:06.099	0.614	65.78	16:19:16.465
16 -	1:06.437	0.952	65.45	16:20:22.902
17 -	1:06.858	1.373	65.04	16:21:29.760
18 -	1:08.629	3.144	63.36	16:22:38.389
19 -	1:08.982	3.497	63.03	16:23:47.371

<b>P13 121 Gary SMITH</b>				
LAP	LAP TIME	DIFF	MPH	TIME OF DAY
1 -	1:14.649	9.763	58.25	16:03:42.684
2 -	1:08.502	3.616	63.48	16:04:51.186
3 -	1:07.440	2.554	64.48	16:05:58.626
4 -	1:06.389	1.503	65.50	16:07:05.015
5 -	1:05.668 (2)	0.782	66.22	16:08:10.683
6 -	1:06.697	1.811	65.19	16:09:17.380
7 -	1:06.832	1.946	65.06	16:10:24.212
8 -	1:05.990	1.104	65.89	16:11:30.202
9 -	1:11.645	6.759	60.69	16:12:41.847
10 -	1:07.251	2.365	64.66	16:13:49.098
11 -	1:07.493	2.607	64.43	16:14:56.591
<b>12 -</b>	<b>1:04.886 (1)</b>		<b>67.01</b>	<b>16:16:01.477</b>
13 -	1:07.458	2.572	64.46	16:17:08.935
14 -	1:05.699 (3)	0.813	66.18	16:18:14.634
15 -	1:05.913	1.027	65.97	16:19:20.547
16 -	1:06.419	1.533	65.47	16:20:26.966
17 -	1:06.613	1.727	65.28	16:21:33.579
18 -	1:09.439	4.553	62.62	16:22:43.018
19 -	1:10.156	5.270	61.98	16:23:53.174

<b>P14 3 Andrew JAMIESON</b>				
LAP	LAP TIME	DIFF	MPH	TIME OF DAY
1 -	1:18.288	13.390	55.54	16:03:46.323
2 -	1:07.339	2.441	64.57	16:04:53.662
3 -	1:07.380	2.482	64.53	16:06:01.042
4 -	1:07.376	2.478	64.54	16:07:08.418
5 -	1:06.240	1.342	65.64	16:08:14.658
6 -	1:07.202	2.304	64.70	16:09:21.860
7 -	1:07.013	2.115	64.89	16:10:28.873
8 -	1:07.921	3.023	64.02	16:11:36.794
9 -	1:07.072	2.174	64.83	16:12:43.866
10 -	1:07.552	2.654	64.37	16:13:51.418
11 -	1:05.804 (3)	0.906	66.08	16:14:57.222
<b>12 -</b>	<b>1:04.898 (1)</b>		<b>67.00</b>	<b>16:16:02.120</b>
13 -	1:06.388	1.490	65.50	16:17:08.508
14 -	1:05.802 (2)	0.904	66.08	16:18:14.310
15 -	1:05.813	0.915	66.07	16:19:20.123
16 -	1:06.042	1.144	65.84	16:20:26.165
17 -	1:08.820	3.922	63.18	16:21:34.985

DIFF = Difference To Personal Best Lap

18 -	1:12.314	7.416	60.13	16:22:47.299
19 -	1:15.450	10.552	57.63	16:24:02.749

<b>P15 80 Andrew CAHILL</b>				
LAP	LAP TIME	DIFF	MPH	TIME OF DAY
1 -	1:25.208	18.042	51.03	16:03:53.243
2 -	1:11.070	3.904	61.18	16:05:04.313
3 -	1:12.551	5.385	59.93	16:06:16.864
4 -	1:09.085	1.919	62.94	16:07:25.949
5 -	1:07.734 (2)	0.568	64.20	16:08:33.683
6 -	1:10.380	3.214	61.78	16:09:44.063
7 -	1:09.781	2.615	62.31	16:10:53.844
8 -	1:10.437	3.271	61.73	16:12:04.281
9 -	1:09.266	2.100	62.78	16:13:13.547
10 -	1:09.731	2.565	62.36	16:14:23.278
11 -	1:07.829 (3)	0.663	64.11	16:15:31.107
12 -	1:08.580	1.414	63.40	16:16:39.687
<b>13 -</b>	<b>1:07.166 (1)</b>		<b>64.74</b>	<b>16:17:46.853</b>
14 -	1:08.254	1.088	63.71	16:18:55.107
15 -	1:09.858	2.692	62.24	16:20:04.965
16 -	1:10.880	3.714	61.35	16:21:15.845
17 -	1:13.964	6.798	58.79	16:22:29.809
18 -	1:12.331	5.165	60.12	16:23:42.140

<b>P16 15 Antony LEVY</b>				
LAP	LAP TIME	DIFF	MPH	TIME OF DAY
1 -	1:27.116	19.893	49.91	16:03:55.151
2 -	1:10.336	3.113	61.82	16:05:05.487
3 -	1:10.123	2.900	62.01	16:06:15.610
4 -	1:08.801	1.578	63.20	16:07:24.411
5 -	1:07.984	0.761	63.96	16:08:32.395
6 -	1:08.577	1.354	63.41	16:09:40.972
7 -	1:09.444	2.221	62.62	16:10:50.416
8 -	1:10.196	2.973	61.94	16:12:00.612
9 -	1:10.299	3.076	61.85	16:13:10.911
10 -	1:14.663	7.440	58.24	16:14:25.574
11 -	1:07.860	0.637	64.08	16:15:33.434
12 -	1:07.491 (3)	0.268	64.43	16:16:40.925
13 -	1:07.309 (2)	0.086	64.60	16:17:48.234
<b>14 -</b>	<b>1:07.223 (1)</b>		<b>64.68</b>	<b>16:18:55.457</b>
15 -	1:08.676	1.453	63.32	16:20:04.133
16 -	1:19.342	12.119	54.80	16:21:23.475
17 -	1:10.461	3.238	61.71	16:22:33.936
18 -	1:10.741	3.518	61.47	16:23:44.677

<b>P17 14 Gary PADDOCK</b>				
LAP	LAP TIME	DIFF	MPH	TIME OF DAY
1 -	1:25.968	12.908	50.58	16:03:54.003
2 -	1:15.339	2.279	57.72	16:05:09.342
3 -	1:13.945	0.885	58.80	16:06:23.287
<b>4 -</b>	<b>1:13.060 (1)</b>		<b>59.52</b>	<b>16:07:36.347</b>
5 -	1:13.425	0.365	59.22	16:08:49.772
6 -	1:13.699	0.639	59.00	16:10:03.471
7 -	1:13.934	0.874	58.81	16:11:17.405
8 -	1:14.589	1.529	58.30	16:12:31.994
9 -	1:14.673	1.613	58.23	16:13:46.667
10 -	1:15.524	2.464	57.57	16:15:02.191
11 -	1:14.157	1.097	58.64	16:16:16.348
12 -	1:13.409 (3)	0.349	59.23	16:17:29.757
13 -	1:13.373 (2)	0.313	59.26	16:18:43.130
14 -	1:14.501	1.441	58.36	16:19:57.631
15 -	1:15.953	2.893	57.25	16:21:13.584
16 -	1:19.213	6.153	54.89	16:22:32.797

# MSVR IndyKa 500 - Brands Hatch - 28th/29th October 2023

## Miata Trophy

### RACE 6 - LAP ANALYSIS

DIFF = Difference To Personal Best Lap

17 - 1:17.320 4.260 56.24 16:23:50.117

<b>P18 20 Jude WORLEY</b>				
LAP	LAP TIME	DIFF	MPH	TIME OF DAY
1 -	1:24.969	11.568	51.17	16:03:53.004
2 -	1:15.450	2.049	57.63	16:05:08.454
3 -	1:15.510	2.109	57.58	16:06:23.964
4 -	1:14.092 <b>(3)</b>	0.691	58.69	16:07:38.056
5 -	1:14.948	1.547	58.02	16:08:53.004
6 -	1:15.589	2.188	57.52	16:10:08.593
7 -	1:15.899	2.498	57.29	16:11:24.492
8 -	1:17.538	4.137	56.08	16:12:42.030
9 -	1:15.188	1.787	57.83	16:13:57.218
10 -	1:14.140	0.739	58.65	16:15:11.358
<b>11 -</b>	<b>1:13.401 (1)</b>		<b>59.24</b>	<b>16:16:24.759</b>
12 -	1:14.023 <b>(2)</b>	0.622	58.74	16:17:38.782
13 -	1:15.412	2.011	57.66	16:18:54.194
14 -	1:17.154	3.753	56.36	16:20:11.348
15 -	1:16.401	3.000	56.91	16:21:27.749
16 -	1:17.369	3.968	56.20	16:22:45.118
17 -	1:17.784	4.383	55.90	16:24:02.902

# MSVR IndyKa 500 - Brands Hatch - 28th/29th October 2023

## Miata Trophy

### RACE 6 - STATISTICS

**Competitors Started** 18  
**Planned Start** 2023-10-28 @ 15:50:00.000  
**Actual Start** 2023-10-28 @ 16:02:28.034  
**Finish Time** 2023-10-28 @ 16:23:21.629  
**Track Length** 1.2079mi.  
**Total Laps** 344  
**Total Distance Covered** 415.5332mi.

#### Session Fastest Lap History

NO	CL	NAME	LAP TIME	TIME OF DAY	LAP	VEHICLE
8	NC	Aidan HILLS	<b>1:07.126</b>	16:03:35.187	1	Hills Motorsport
8	NC	Aidan HILLS	<b>1:01.075</b>	16:04:36.269	2	Hills Motorsport
8	NC	Aidan HILLS	<b>1:00.869</b>	16:16:56.170	14	Hills Motorsport

#### Session Leader History

NO	CL	NAME	FROM LAP	LAPS LED	DISTANCE	VEHICLE
8	NC	Aidan HILLS	1	20	24.15 miles	Hills Motorsport

#### Flag History

TYPE	TIME OF DAY
GREEN	16:02:28.034
FINISH	16:23:21.629

#### Flag Statistics

TYPE	COUNT	TOTAL LAPS	TOTAL TIME
Green	1	20	22:07.164
Red	0	0	0.000
Safety Car	0	0	0.000
FCY	0	0	0.000

# MSVR IndyKa 500 - Brands Hatch - 28th/29th October 2023

## Miata Trophy

### RACE 6 - STATISTICS

CLASS : NC

15 Starters

#### Fastest Lap History

NO	NAME	LAP TIME	TIME OF DAY	LAP	VEHICLE
8	Aidan HILLS	1:07.126	16:03:35.187	1	Hills Motorsport
8	Aidan HILLS	1:01.075	16:04:36.269	2	Hills Motorsport
8	Aidan HILLS	1:00.869	16:16:56.170	14	Hills Motorsport

#### Leader History

NO	NAME	FROM LAP	LAPS LED	DISTANCE	VEHICLE
8	Aidan HILLS	1	20	24.15 miles	Hills Motorsport

# MSVR IndyKa 500 - Brands Hatch - 28th/29th October 2023

## Miata Trophy

### RACE 6 - STATISTICS

CLASS : NA

2 Starters

#### Fastest Lap History

NO	NAME	LAP TIME	TIME OF DAY	LAP	VEHICLE
94	Liam COCHRANE	1:17.248	16:03:45.292	1	Turner Property Services Racing
94	Liam COCHRANE	1:06.963	16:04:52.258	2	Turner Property Services Racing
94	Liam COCHRANE	1:06.309	16:07:06.344	4	Turner Property Services Racing
94	Liam COCHRANE	1:05.426	16:08:11.767	5	Turner Property Services Racing
94	Liam COCHRANE	1:05.145	16:11:28.515	8	Turner Property Services Racing
94	Liam COCHRANE	1:04.948	16:14:45.052	11	Turner Property Services Racing

#### Leader History

NO	NAME	FROM LAP	LAPS LED	DISTANCE	VEHICLE
94	Liam COCHRANE	1	19	22.95 miles	Turner Property Services Racing

# MSVR IndyKa 500 - Brands Hatch - 28th/29th October 2023

## Miata Trophy

### RACE 6 - STATISTICS

CLASS : G

1 Starters

#### Fastest Lap History

NO	NAME	LAP TIME	TIME OF DAY	LAP	VEHICLE
21	Nick CRISTOFARO	<b>1:14.799</b>	16:03:42.850	1	BSR - Ben Sharpe Racing
21	Nick CRISTOFARO	<b>1:04.849</b>	16:04:47.698	2	BSR - Ben Sharpe Racing
21	Nick CRISTOFARO	<b>1:04.351</b>	16:05:52.050	3	BSR - Ben Sharpe Racing
21	Nick CRISTOFARO	<b>1:04.252</b>	16:06:56.301	4	BSR - Ben Sharpe Racing
21	Nick CRISTOFARO	<b>1:03.955</b>	16:12:21.922	9	BSR - Ben Sharpe Racing
21	Nick CRISTOFARO	<b>1:03.415</b>	16:14:29.388	11	BSR - Ben Sharpe Racing
21	Nick CRISTOFARO	<b>1:03.173</b>	16:17:40.763	14	BSR - Ben Sharpe Racing

#### Leader History

NO	NAME	FROM LAP	LAPS LED	DISTANCE	VEHICLE
21	Nick CRISTOFARO	1	20	24.15 miles	BSR - Ben Sharpe Racing