

MIATA ミアタ
TROPHY

MIATA TROPHY



MSVR Club Car Championships
Donington Park National
15th July 2023



Timing & Results Provided by Timing Solutions Ltd

www.tsl-timing.com

MSVR Club Car Championships - Donington Park - 15th/16th July 2023

Miata Trophy

QUALIFYING - RACE 2 - CLASSIFICATION

POS	NO	CL	PIC NAME	ENTRY	TIME	ON	LAPS	GAP	DIFF	MPH
1	72	NC	1 Steve KITE	Misty Racing	1:23.982	11	11			84.83
2	5	NC	2 John LANGRIDGE	Miller Motorsport	1:24.002	11	11	0.020	0.020	84.81
3	12	NC	3 Declan LEE	Hills Motorsport	1:24.011	10	10	0.029	0.009	84.80
4	7*	NC	4 Alex MILLER	Miller Motorsport	1:24.410	11	11	0.428	0.399	84.40
5	73	NC	5 Daniel PARRANS-SMITH	Boreham Motorsport	1:24.553	9	10	0.571	0.143	84.26
6	55	NC	6 Simon FLEET	Jiffy Winks	1:24.729	8	10	0.747	0.176	84.08
7	4	NC	7 Nicholas STOTT	Hills Motorsport	1:24.773	11	11	0.791	0.044	84.04
8	6*	G	1 Colin WELLS	Brian Chandler Motorsport	1:25.298	8	10	1.316	0.525	83.52
9	101*	NC	8 Alex WILKINSON-HUGHES	AWH Yeah Racing	1:25.302	8	10	1.320	0.004	83.52
10	88	NC	9 Roan LUNDY	Boreham Motorsport	1:25.383	6	10	1.401	0.081	83.44
11	70*	NC	10 Xavier BROOKE	Xavier Brooke	1:25.405	8	10	1.423	0.022	83.42
12	40	NC	11 Raymond WORLEY	Boreham Motorsport	1:25.687	9	10	1.705	0.282	83.14
13	26	NC	12 Drew FLETCHER	Hills Motorsport	1:25.738	9	11	1.756	0.051	83.09
14	11	NC	13 Reece WARRICK	Boreham Motorsport	1:25.848	10	10	1.866	0.110	82.99
15	61	NC	14 Martin HEATH	Mtec racing	1:26.489	9	10	2.507	0.641	82.37
16	16*	NC	15 Alister ESAM	Alister Esam	1:26.886	6	10	2.904	0.397	81.99
17	66*	NC	16 Jack HARGRAVES	Boreham Motorsport	1:26.988	8	9	3.006	0.102	81.90
18	15	NC	17 CHUN CHEONG IP	Hills Motorsport	1:28.190	7	10	4.208	1.202	80.78
19	94	NA	1 Liam COCHRANE	Turner Property Services Racing	1:29.440	5	9	5.458	1.250	79.65
20	48	NC	18 Chas ALLEN	Rosbif Racing	1:32.116	8	9	8.134	2.676	77.34
21	98	NC	19 Steve ROLLASON	Paul Sheard Autosport	1:34.801	8	9	10.819	2.685	75.15

No. 6, 16, 66, 70, 101 - 1 Lap time disallowed; exceeding track limits.

No. 7 - 3 Lap times disallowed; exceeding track limits.

Weather / Track : Cloudy / Damp

These results are provisional until the conclusion of any judicial and technical matters.

Donington Park National: 1.9790 miles

Date: 15/07/2023 Start: 11:10 Finish: 11:25

Clerk Of Course : Ian Denyer

Stewards :

Timekeeper : Rob Cook

MSVR Club Car Championships - Donington Park - 15th/16th July 2023

Miata Trophy

QUALIFYING - RACE 2 - LAP ANALYSIS

DIFF = Difference To Personal Best Lap

P1 72 Steve KITE				
LAP	LAP TIME	DIFF	MPH	TIME OF DAY
1 -	1:40.596	16.614	70.82	11:12:46.149
2 -	1:29.444	5.462	79.65	11:14:15.593
3 -	1:27.553	3.571	81.37	11:15:43.146
4 -	1:25.851	1.869	82.98	11:17:08.997
5 -	1:25.056	1.074	83.76	11:18:34.053
6 -	1:25.051	1.069	83.76	11:19:59.104
7 -	1:25.160	1.178	83.66	11:21:24.264
8 -	1:24.601	0.619	84.21	11:22:48.865
9 -	1:24.413 (3)	0.431	84.40	11:24:13.278
10 -	1:24.196 (2)	0.214	84.61	11:25:37.474
11 -	1:23.982 (1)		84.83	11:27:01.456

P2 5 John LANGRIDGE				
LAP	LAP TIME	DIFF	MPH	TIME OF DAY
1 -	1:35.518	11.516	74.58	11:12:44.835
2 -	1:29.733	5.731	79.39	11:14:14.568
3 -	1:27.787	3.785	81.15	11:15:42.355
4 -	1:25.245	1.243	83.57	11:17:07.600
5 -	1:25.027	1.025	83.79	11:18:32.627
6 -	1:24.393 (2)	0.391	84.42	11:19:57.020
7 -	1:24.582	0.580	84.23	11:21:21.602
8 -	1:25.899	1.897	82.94	11:22:47.501
9 -	1:24.916	0.914	83.90	11:24:12.417
10 -	1:24.412 (3)	0.410	84.40	11:25:36.829
11 -	1:24.002 (1)		84.81	11:27:00.831

P3 12 Declan LEE				
LAP	LAP TIME	DIFF	MPH	TIME OF DAY
1 -	1:30.234	6.223	78.95	11:12:31.928
2 -	1:27.288	3.277	81.62	11:13:59.216
3 -	1:25.795	1.784	83.04	11:15:25.011
4 -	1:25.443 (3)	1.432	83.38	11:16:50.454
5 -	1:26.715	2.704	82.16	11:18:17.169
6 -	1:24.301 (2)	0.290	84.51	11:19:41.470
7 -	1:27.140	3.129	81.76	11:21:08.610
8 -	1:31.115 P	7.104	78.19	11:22:39.725
9 -	2:36.536	1:12.525	45.51	11:25:16.261
10 -	1:24.011 (1)		84.80	11:26:40.272

P4 7 Alex MILLER				
LAP	LAP TIME	DIFF	MPH	TIME OF DAY
1 -	1:35.635	11.225	74.49	11:12:44.366
2 -	1:29.154	4.744	79.91	11:14:13.520
3 -	1:26.609	2.199	82.26	11:15:40.129
4 -	1:25.503	1.093	83.32	11:17:05.632
5 -	4:25.450 D	1.040	83.37	11:18:31.082
6 -	4:25.058 D	0.648	83.76	11:19:56.140
7 -	1:24.911	0.501	83.90	11:21:21.051
8 -	1:24.628 (3)	0.218	84.18	11:22:45.679
9 -	4:25.336 D	0.926	83.48	11:24:11.015
10 -	1:24.515 (2)	0.105	84.30	11:25:35.530
11 -	1:24.410 (1)		84.40	11:26:59.940

P5 73 Daniel PARRANS-SMITH				
LAP	LAP TIME	DIFF	MPH	TIME OF DAY
1 -	1:30.591	6.038	78.64	11:12:32.678
2 -	1:27.815	3.262	81.13	11:14:00.493
3 -	1:25.742	1.189	83.09	11:15:26.235
4 -	1:25.167 (3)	0.614	83.65	11:16:51.402

DIFF = Difference To Personal Best Lap

5 -	1:25.036 (2)	0.483	83.78	11:18:16.438
6 -	1:26.021	1.468	82.82	11:19:42.459
7 -	1:29.727 P	5.174	79.40	11:21:12.186
8 -	2:32.674	1:08.121	46.66	11:23:44.860
9 -	1:24.553 (1)		84.26	11:25:09.413
10 -	1:25.281	0.728	83.54	11:26:34.694

P6 55 Simon FLEET				
LAP	LAP TIME	DIFF	MPH	TIME OF DAY
1 -	1:36.305	11.576	73.97	11:12:43.956
2 -	1:30.039	5.310	79.12	11:14:13.995
3 -	1:28.146	3.417	80.82	11:15:42.141
4 -	1:26.037	1.308	82.80	11:17:08.178
5 -	1:25.306	0.577	83.51	11:18:33.484
6 -	1:30.276	5.547	78.92	11:20:03.760
7 -	1:25.049 (2)	0.320	83.77	11:21:28.809
8 -	1:24.729 (1)		84.08	11:22:53.538
9 -	1:26.358	1.629	82.50	11:24:19.896
10 -	1:25.135 (3)	0.406	83.68	11:25:45.031

P7 4 Nicholas STOTT				
LAP	LAP TIME	DIFF	MPH	TIME OF DAY
1 -	1:35.504	10.731	74.60	11:12:34.391
2 -	1:29.673	4.900	79.45	11:14:04.064
3 -	1:27.682	2.909	81.25	11:15:31.746
4 -	1:26.954	2.181	81.93	11:16:58.700
5 -	1:26.456	1.683	82.40	11:18:25.156
6 -	1:27.064	2.291	81.83	11:19:52.220
7 -	1:28.006	3.233	80.95	11:21:20.226
8 -	1:26.419	1.646	82.44	11:22:46.645
9 -	1:25.557 (2)	0.784	83.27	11:24:12.202
10 -	1:26.002 (3)	1.229	82.84	11:25:38.204
11 -	1:24.773 (1)		84.04	11:27:02.977

P8 6 Colin WELLS				
LAP	LAP TIME	DIFF	MPH	TIME OF DAY
1 -	1:56.502	31.204	61.15	11:13:12.977
2 -	1:30.735	5.437	78.52	11:14:43.712
3 -	1:53.212	27.914	62.93	11:16:36.924
4 -	1:28.661	3.363	80.35	11:18:05.585
5 -	1:27.746	2.448	81.19	11:19:33.331
6 -	1:26.308	1.010	82.54	11:20:59.639
7 -	4:24.746 D		84.10	11:22:24.355
8 -	1:25.298 (1)		83.52	11:23:49.653
9 -	1:25.326 (2)	0.028	83.49	11:25:14.979
10 -	1:25.340 (3)	0.042	83.48	11:26:40.319

P9 101 Alex WILKINSON-HUGHES				
LAP	LAP TIME	DIFF	MPH	TIME OF DAY
1 -	1:37.650	12.348	72.96	11:12:48.409
2 -	1:30.991	5.689	78.30	11:14:19.400
3 -	1:27.510	2.208	81.41	11:15:46.910
4 -	1:26.070	0.768	82.77	11:17:12.980
5 -	1:26.401	1.099	82.46	11:18:39.381
6 -	1:25.725 (2)	0.423	83.11	11:20:05.106
7 -	1:25.889 (3)	0.587	82.95	11:21:30.995
8 -	1:25.302 (1)		83.52	11:22:56.297
9 -	4:25.400 D	0.098	83.42	11:24:21.697
10 -	1:26.185	0.883	82.66	11:25:47.882

MSVR Club Car Championships - Donington Park - 15th/16th July 2023

Miata Trophy

QUALIFYING - RACE 2 - LAP ANALYSIS

DIFF = Difference To Personal Best Lap

P10 88 Roan LUNDY				
LAP	LAP TIME	DIFF	MPH	TIME OF DAY
1 -	1:41.966	16.583	69.87	11:12:54.979
2 -	1:28.470	3.087	80.53	11:14:23.449
3 -	1:30.517	5.134	78.71	11:15:53.966
4 -	1:26.904	1.521	81.98	11:17:20.870
5 -	1:26.755	1.372	82.12	11:18:47.625
6 -	1:25.383 (1)		83.44	11:20:13.008
7 -	1:25.549 (3)	0.166	83.28	11:21:38.557
8 -	1:25.748	0.365	83.08	11:23:04.305
9 -	1:25.414 (2)	0.031	83.41	11:24:29.719
10 -	1:26.163	0.780	82.68	11:25:55.882

P11 70 Xavier BROOKE				
LAP	LAP TIME	DIFF	MPH	TIME OF DAY
1 -	1:37.725	12.320	72.90	11:12:45.823
2 -	1:29.349	3.944	79.73	11:14:15.172
3 -	1:27.720	2.315	81.22	11:15:42.892
4 -	1:27.015	1.610	81.87	11:17:09.907
5 -	1:25.941	0.536	82.90	11:18:35.848
6 -	1:25.939 (3)	0.534	82.90	11:20:01.787
7 -	1:26.158	0.753	82.69	11:21:27.945
8 -	1:25.405 (1)		83.42	11:22:53.350
9 -	1:27.431 D	2.026	81.48	11:24:20.781
10 -	1:25.408 (2)	0.003	83.41	11:25:46.189

P12 40 Raymond WORLEY				
LAP	LAP TIME	DIFF	MPH	TIME OF DAY
1 -	1:36.721	11.034	73.66	11:12:50.332
2 -	1:29.755	4.068	79.37	11:14:20.087
3 -	1:29.538	3.851	79.57	11:15:49.625
4 -	1:27.892	2.205	81.06	11:17:17.517
5 -	1:26.574 (3)	0.887	82.29	11:18:44.091
6 -	1:27.719	2.032	81.22	11:20:11.810
7 -	1:26.579	0.892	82.29	11:21:38.389
8 -	1:26.847	1.160	82.03	11:23:05.236
9 -	1:25.687 (1)		83.14	11:24:30.923
10 -	1:25.944 (2)	0.257	82.89	11:25:56.867

P13 26 Drew FLETCHER				
LAP	LAP TIME	DIFF	MPH	TIME OF DAY
1 -	1:34.561	8.823	75.34	11:12:35.369
2 -	1:29.383	3.645	79.70	11:14:04.752
3 -	1:27.892	2.154	81.06	11:15:32.644
4 -	1:26.980	1.242	81.91	11:16:59.624
5 -	1:26.825	1.087	82.05	11:18:26.449
6 -	1:26.697	0.959	82.17	11:19:53.146
7 -	1:26.501 (3)	0.763	82.36	11:21:19.647
8 -	1:30.890	5.152	78.38	11:22:50.537
9 -	1:25.738 (1)		83.09	11:24:16.275
10 -	1:26.017 (2)	0.279	82.82	11:25:42.292
11 -	1:26.545	0.807	82.32	11:27:08.837

P14 11 Reece WARRICK				
LAP	LAP TIME	DIFF	MPH	TIME OF DAY
1 -	1:37.127	11.279	73.35	11:12:51.605
2 -	1:31.641	5.793	77.74	11:14:23.246
3 -	1:28.366	2.518	80.62	11:15:51.612
4 -	1:28.364	2.516	80.62	11:17:19.976
5 -	1:28.876	3.028	80.16	11:18:48.852
6 -	1:27.711	1.863	81.22	11:20:16.563

DIFF = Difference To Personal Best Lap

7 -	1:26.253 (2)	0.405	82.60	11:21:42.816
8 -	1:27.898	2.050	81.05	11:23:10.714
9 -	1:26.265 (3)	0.417	82.59	11:24:36.979
10 -	1:25.848 (1)		82.99	11:26:02.827

P15 61 Martin HEATH				
LAP	LAP TIME	DIFF	MPH	TIME OF DAY
1 -	1:36.853	10.364	73.56	11:12:47.060
2 -	1:31.716	5.227	77.68	11:14:18.776
3 -	1:30.654	4.165	78.59	11:15:49.430
4 -	1:28.801	2.312	80.23	11:17:18.231
5 -	1:27.859 (3)	1.370	81.09	11:18:46.090
6 -	1:30.100	3.611	79.07	11:20:16.190
7 -	1:27.280 (2)	0.791	81.62	11:21:43.470
8 -	1:28.138	1.649	80.83	11:23:11.608
9 -	1:26.489 (1)		82.37	11:24:38.097
10 -	1:48.551	22.062	65.63	11:26:26.648

P16 16 Alister ESAM				
LAP	LAP TIME	DIFF	MPH	TIME OF DAY
1 -	2:12.438	45.552	53.79	11:13:32.655
2 -	1:30.620	3.734	78.62	11:15:03.275
3 -	1:30.682	3.796	78.56	11:16:33.957
4 -	1:28.118	1.232	80.85	11:18:02.075
5 -	1:27.479	0.593	81.44	11:19:29.554
6 -	1:26.886 (1)		81.99	11:20:56.440
7 -	1:27.323 (3)	0.437	81.58	11:22:23.763
8 -	1:28.619	1.733	80.39	11:23:52.382
9 -	1:25.674 D		83.16	11:25:18.053
10 -	1:27.059 (2)	0.173	81.83	11:26:45.112

P17 66 Jack HARGRAVES				
LAP	LAP TIME	DIFF	MPH	TIME OF DAY
1 -	1:38.481	11.493	72.34	11:12:50.059
2 -	1:32.002	5.014	77.44	11:14:22.061
3 -	1:29.017 (3)	2.029	80.03	11:15:51.078
4 -	1:28.288 D	1.300	80.69	11:17:19.366
5 -	1:27.927 (2)	0.939	81.02	11:18:47.293
6 -	1:32.927 P	5.939	76.66	11:20:20.220
7 -	2:53.843	1:26.855	40.98	11:23:14.063
8 -	1:26.988 (1)		81.90	11:24:41.051
9 -	1:30.092	3.104	79.08	11:26:11.143

P18 15 CHUN CHEONG IP				
LAP	LAP TIME	DIFF	MPH	TIME OF DAY
1 -	1:43.717	15.527	68.69	11:12:47.880
2 -	1:34.747	6.557	75.19	11:14:22.627
3 -	1:35.294	7.104	74.76	11:15:57.921
4 -	1:29.167	0.977	79.90	11:17:27.088
5 -	1:28.710	0.520	80.31	11:18:55.798
6 -	1:28.222 (2)	0.032	80.75	11:20:24.020
7 -	1:28.190 (1)		80.78	11:21:52.210
8 -	1:28.235 (3)	0.045	80.74	11:23:20.445
9 -	1:28.970	0.780	80.07	11:24:49.415
10 -	1:29.335	1.145	79.75	11:26:18.750

P19 94 Liam COCHRANE				
LAP	LAP TIME	DIFF	MPH	TIME OF DAY
1 -	1:36.950	7.510	73.48	11:12:41.615
2 -	1:32.781	3.341	76.78	11:14:14.396
3 -	1:32.994	3.554	76.61	11:15:47.390

MSVR Club Car Championships - Donington Park - 15th/16th July 2023

Miata Trophy

QUALIFYING - RACE 2 - LAP ANALYSIS

DIFF = Difference To Personal Best Lap

4 -	1:33.719	4.279	76.02	11:17:21.109
5 -	1:29.440 (1)		79.65	11:18:50.549
6 -	1:30.732 (3)	1.292	78.52	11:20:21.281
7 -	1:29.501 (2)	0.061	79.60	11:21:50.782
8 -	1:54.949 P	25.509	61.98	11:23:45.731
9 -	3:04.366	1:34.926	38.64	11:26:50.097

P20 48 Chas ALLEN

LAP	LAP TIME	DIFF	MPH	TIME OF DAY
1 -	1:44.700	12.584	68.04	11:12:59.771
2 -	1:43.510	11.394	68.83	11:14:43.281
3 -	1:41.890	9.774	69.92	11:16:25.171
4 -	1:38.996	6.880	71.96	11:18:04.167
5 -	1:35.947	3.831	74.25	11:19:40.114
6 -	1:33.774	1.658	75.97	11:21:13.888
7 -	1:33.656 (3)	1.540	76.07	11:22:47.544
8 -	1:32.116 (1)		77.34	11:24:19.660
9 -	1:32.765 (2)	0.649	76.80	11:25:52.425

P21 98 Steve ROLLASON

LAP	LAP TIME	DIFF	MPH	TIME OF DAY
1 -	1:51.469	16.668	63.91	11:12:58.636
2 -	1:48.074	13.273	65.92	11:14:46.710
3 -	1:42.616	7.815	69.43	11:16:29.326
4 -	1:45.153	10.352	67.75	11:18:14.479
5 -	1:38.244 (2)	3.443	72.51	11:19:52.723
6 -	1:43.777	8.976	68.65	11:21:36.500
7 -	1:40.060 (3)	5.259	71.20	11:23:16.560
8 -	1:34.801 (1)		75.15	11:24:51.361
9 -	2:00.857	26.056	58.95	11:26:52.218

MSVR Club Car Championships - Donington Park - 15th/16th July 2023

Miata Trophy

QUALIFYING - RACE 2 - STATISTICS

Competitors Started	21
Planned Start	2023-07-15 @ 11:40:00.000
Actual Start	2023-07-15 @ 11:10:42.695
Finish Time	2023-07-15 @ 11:25:45.030
Track Length	1.9790mi.
Total Laps	211
Total Distance Covered	417.5831mi.

Session Fastest Lap History

NO	CL	NAME	LAP TIME	TIME OF DAY	LAP	VEHICLE
12	NC	Declan LEE	1:30.234	11:12:31.940	1	Hills Motorsport
12	NC	Declan LEE	1:27.288	11:13:59.228	2	Hills Motorsport
12	NC	Declan LEE	1:25.795	11:15:25.022	3	Hills Motorsport
73	NC	Daniel PARRANS-SMITH	1:25.742	11:15:26.244	3	Boreham Motorsport
12	NC	Declan LEE	1:25.443	11:16:50.466	4	Hills Motorsport
73	NC	Daniel PARRANS-SMITH	1:25.167	11:16:51.411	4	Boreham Motorsport
73	NC	Daniel PARRANS-SMITH	1:25.036	11:18:16.448	5	Boreham Motorsport
5	NC	John LANGRIDGE	1:25.027	11:18:32.640	5	Miller Motorsport
12	NC	Declan LEE	1:24.301	11:19:41.481	6	Hills Motorsport
72	NC	Steve KITE	1:24.196	11:25:37.487	10	Misty Racing
12	NC	Declan LEE	1:24.011	11:26:40.283	10	Hills Motorsport
5	NC	John LANGRIDGE	1:24.002	11:27:00.844	11	Miller Motorsport
72	NC	Steve KITE	1:23.982	11:27:01.470	11	Misty Racing

Flag History

TYPE	TIME OF DAY
GREEN	11:10:42.695
FINISH	11:25:45.030

Flag Statistics

TYPE	COUNT	TOTAL LAPS	TOTAL TIME
Green	1	11	16:31.857
Red	0	0	0.000
Safety Car	0	0	0.000
FCY	0	0	0.000

MSVR Club Car Championships - Donington Park - 15th/16th July 2023

Miata Trophy

QUALIFYING - RACE 2 - STATISTICS

CLASS : NC

19 Starters

Fastest Lap History

NO	NAME	LAP TIME	TIME OF DAY	LAP	VEHICLE
12	Declan LEE	1:30.234	11:12:31.940	1	Hills Motorsport
12	Declan LEE	1:27.288	11:13:59.228	2	Hills Motorsport
12	Declan LEE	1:25.795	11:15:25.022	3	Hills Motorsport
73	Daniel PARRANS-SMITH	1:25.742	11:15:26.244	3	Boreham Motorsport
12	Declan LEE	1:25.443	11:16:50.466	4	Hills Motorsport
73	Daniel PARRANS-SMITH	1:25.167	11:16:51.411	4	Boreham Motorsport
73	Daniel PARRANS-SMITH	1:25.036	11:18:16.448	5	Boreham Motorsport
5	John LANGRIDGE	1:25.027	11:18:32.640	5	Miller Motorsport
12	Declan LEE	1:24.301	11:19:41.481	6	Hills Motorsport
72	Steve KITE	1:24.196	11:25:37.487	10	Misty Racing
12	Declan LEE	1:24.011	11:26:40.283	10	Hills Motorsport
5	John LANGRIDGE	1:24.002	11:27:00.844	11	Miller Motorsport
72	Steve KITE	1:23.982	11:27:01.470	11	Misty Racing

MSVR Club Car Championships - Donington Park - 15th/16th July 2023

Miata Trophy

QUALIFYING - RACE 2 - STATISTICS

CLASS : G

1 Starters

Fastest Lap History

NO	NAME	LAP TIME	TIME OF DAY	LAP	VEHICLE
6	Colin WELLS	1:56.502	11:13:12.987	1	Brian Chandler Motorsport
6	Colin WELLS	1:30.735	11:14:43.722	2	Brian Chandler Motorsport
6	Colin WELLS	1:28.661	11:18:05.596	4	Brian Chandler Motorsport
6	Colin WELLS	1:27.746	11:19:33.342	5	Brian Chandler Motorsport
6	Colin WELLS	1:26.308	11:20:59.649	6	Brian Chandler Motorsport
6	Colin WELLS	1:25.298	11:23:49.664	8	Brian Chandler Motorsport

MSVR Club Car Championships - Donington Park - 15th/16th July 2023

Miata Trophy

QUALIFYING - RACE 2 - STATISTICS

CLASS : NA

1 Starters

Fastest Lap History

NO	NAME	LAP TIME	TIME OF DAY	LAP	VEHICLE
94	Liam COCHRANE	1:36.950	11:12:41.624	1	Turner Property Services Racing
94	Liam COCHRANE	1:32.781	11:14:14.405	2	Turner Property Services Racing
94	Liam COCHRANE	1:29.440	11:18:50.557	5	Turner Property Services Racing

MSVR Club Car Championships - Donington Park - 15th/16th July 2023

Miata Trophy

SUPERPOLE - CLASSIFICATION

POS	NO	CL	PIC NAME	ENTRY	TIME	ON	LAPS	GAP	DIFF	MPH
1	12	NC	1 Declan LEE	Hills Motorsport	1:24.274	2	3			84.54
2	72	NC	2 Steve KITE	Misty Racing	1:24.461	2	3	0.187	0.187	84.35
3	7	NC	3 Alex MILLER	Miller Motorsport	1:25.186	2	3	0.912	0.725	83.63
4	73	NC	4 Daniel PARRANS-SMITH	Boreham Motorsport	1:25.391	2	3	1.117	0.205	83.43
5	94	NA	1 Liam COCHRANE	Turner Property Services Racing	1:29.480	1	2	5.206	4.089	79.62
6	5	NC	5 John LANGRIDGE	Miller Motorsport			0			

Weather / Track : Cloudy / Dry

These results are provisional until the conclusion of any judicial and technical matters.

Donington Park National: 1.9790 miles

Date: 15/07/2023 Start: 11:59 Finish: 12:11

Clerk Of Course : Ian Denyer


Stewards :

Timekeeper : Rob Cook

MSVR Club Car Championships - Donington Park - 15th/16th July 2023

Miata Trophy

RACE 2 - GRID (20 minutes)

ROW 13	25	94 Liam COCHRANE	26	6 Colin WELLS	
ROW 12					
ROW 11					
ROW 10		19	98 Steve ROLLASON		
ROW 9	17	15 CHUN CHEONG IP	18	48 Chas ALLEN	
ROW 8		15	16 Alister ESAM	16	66 Jack HARGRAVES
ROW 7	13	61 Martin HEATH	14	88 Roan LUNDY	
ROW 6		11	26 Drew FLETCHER	12	11 Reece WARRICK
ROW 5	9	70 Xavier BROOKE	10	40 Raymond WORLEY	
ROW 4		7	4 Nicholas STOTT	8	101 Alex WILKINSON-HUGHES
ROW 3	5	5 John LANGRIDGE	6	55 Simon FLEET	
ROW 2		3	7 Alex MILLER	4	73 Daniel PARRANS-SMITH
ROW 1	1	12 Declan LEE	2	72 Steve KITE	
Pole					
					

Car 88 - 5 place grid penalty from Round 1, Brands Hatch C12.21.4

Donington Park National: 1.9790 miles

These results are provisional until the conclusion of any judicial and technical matters.

Clerk Of Course : Ian Denyer	Stewards :	Timekeeper : Rob Cook
------------------------------	------------	-----------------------

MSVR Club Car Championships - Donington Park - 15th/16th July 2023

Miata Trophy

RACE 2 - CLASSIFICATION

POS	NO	CL	PIC	NAME	ENTRY	LAPS	TIME	GAP	DIFF	MPH	BEST	ON
1	12	NC	1	Declan LEE	Hills Motorsport	12	20:41.564			68.75	1:30.634	11
2	7	NC	2	Alex MILLER	Miller Motorsport	12	20:46.226	4.662	4.662	68.49	1:30.796	11
3	5	NC	3	John LANGRIDGE	Miller Motorsport	12	20:46.673	5.109	0.447	68.46	1:30.373	12
4	73	NC	4	Daniel PARRANS-SMITH	Boreham Motorsport	12	20:48.314	6.750	1.641	68.37	1:31.152	12
5	72	NC	5	Steve KITE	Misty Racing	12	20:48.640	7.076	0.326	68.36	1:31.984	11
6	70	NC	6	Xavier BROOKE	Xavier Brooke	12	20:49.692	8.128	1.052	68.30	1:31.720	12
7	55	NC	7	Simon FLEET	Jiffy Winks	12	20:50.739	9.175	1.047	68.24	1:31.719	12
8	26	NC	8	Drew FLETCHER	Hills Motorsport	12	20:55.401	13.837	4.662	67.99	1:33.031	12
9	11	NC	9	Reece WARRICK	Boreham Motorsport	12	20:58.214	16.650	2.813	67.84	1:34.645	12
10	15	NC	10	CHUN CHEONG IP	Hills Motorsport	12	20:59.123	17.559	0.909	67.79	1:33.820	12
11	61	NC	11	Martin HEATH	Mtec racing	12	21:00.116	18.552	0.993	67.73	1:33.723	12
12	40	NC	12	Raymond WORLEY	Boreham Motorsport	12	21:01.568	20.004	1.452	67.66	1:33.674	12
13	66	NC	13	Jack HARGRAVES	Boreham Motorsport	12	21:02.922	21.358	1.354	67.58	1:34.388	6
14	94	NA	1	Liam COCHRANE	Turner Property Services Racing	12	21:08.524	26.960	5.602	67.29	1:36.592	12
15	16	NC	14	Alister ESAM	Alister Esam	12	21:14.520	32.956	5.996	66.97	1:34.612	5
16	98	NC	15	Steve ROLLASON	Paul Sheard Autosport	12	21:19.661	38.097	5.141	66.70	1:40.888	11
17	6	G	1	Colin WELLS	Brian Chandler Motorsport	12	21:37.794	56.230	18.133	65.77	1:32.966	5
18	48	NC	16	Chas ALLEN	Rosbif Racing	11	21:17.656	1 Lap	1 Lap	61.23	1:43.923	2

NOT CLASSIFIED

DNF	101	NC		Alex WILKINSON-HUGHES	AWH Yeah Racing	11	19:28.190	1 Lap		66.97	1:33.746	6
DNF	4	NC		Nicholas STOTT	Hills Motorsport	6	9:31.092	6 Laps	5 Laps	74.61	1:33.097	6
DNF	88	NC		Roan LUNDY	Boreham Motorsport	5	7:58.422	7 Laps	1 Lap	74.17	1:32.631	3

FASTEST LAP

	5	NC		John LANGRIDGE	Miller Motorsport	12	1:30.373			78.83 mph	126.87 kph	
	6	G		Colin WELLS	Brian Chandler Motorsport	5	1:32.966			76.63 mph	123.33 kph	
	94	NA		Liam COCHRANE	Turner Property Services Racing	12	1:36.592			73.76 mph	118.70 kph	

Weather / Track : Cloudy / Wet

These results are provisional until the conclusion of any judicial and technical matters.

Race Distance: 12 Laps / 23.74 miles

Donington Park National: 1.9790 miles

Date: 15/07/2023 Start: 14:11 Finish: 14:32

Clerk Of Course : Ian Denyer

Stewards :

Timekeeper : Rob Cook

MSVR Club Car Championships - Donington Park - 15th/16th July 2023

Miata Trophy

RACE 2 - CLASSIFICATION - AMENDED

POS	NO	CL	PIC	NAME	ENTRY	LAPS	TIME	GAP	DIFF	MPH	BEST	ON
1	12	NC	1	Declan LEE	Hills Motorsport	12	20:41.564			68.75	1:30.634	11
2	7	NC	2	Alex MILLER	Miller Motorsport	12	20:46.226	4.662	4.662	68.49	1:30.796	11
3	5	NC	3	John LANGRIDGE	Miller Motorsport	12	20:46.673	5.109	0.447	68.46	1:30.373	12
4	73	NC	4	Daniel PARRANS-SMITH	Boreham Motorsport	12	20:48.314	6.750	1.641	68.37	1:31.152	12
5	72	NC	5	Steve KITE	Misty Racing	12	20:48.640	7.076	0.326	68.36	1:31.984	11
6	70	NC	6	Xavier BROOKE	Xavier Brooke	12	20:49.692	8.128	1.052	68.30	1:31.720	12
7	55	NC	7	Simon FLEET	Jiffy Winks	12	20:50.739	9.175	1.047	68.24	1:31.719	12
8	26	NC	8	Drew FLETCHER	Hills Motorsport	12	20:55.401	13.837	4.662	67.99	1:33.031	12
9	11	NC	9	Reece WARRICK	Boreham Motorsport	12	20:58.214	16.650	2.813	67.84	1:34.645	12
10	15	NC	10	CHUN CHEONG IP	Hills Motorsport	12	20:59.123	17.559	0.909	67.79	1:33.820	12
11	61	NC	11	Martin HEATH	Mtec racing	12	21:00.116	18.552	0.993	67.73	1:33.723	12
12	40	NC	12	Raymond WORLEY	Boreham Motorsport	12	21:01.568	20.004	1.452	67.66	1:33.674	12
13	66	NC	13	Jack HARGRAVES	Boreham Motorsport	12	21:02.922	21.358	1.354	67.58	1:34.388	6
14	94	NA	1	Liam COCHRANE	Turner Property Services Racing	12	21:08.524	26.960	5.602	67.29	1:36.592	12
15	16	NC	14	Alister ESAM	Alister Esam	12	21:14.520	32.956	5.996	66.97	1:34.612	5
16	98	NC	15	Steve ROLLASON	Paul Sheard Autosport	12	21:19.661	38.097	5.141	66.70	1:40.888	11
17	6	G	1	Colin WELLS	Brian Chandler Motorsport	12	21:37.794	56.230	18.133	65.77	1:32.966	5
18	48	NC	16	Chas ALLEN	Rosbif Racing	11	21:17.656	1 Lap	1 Lap	61.23	1:43.923	2

NOT CLASSIFIED

DNF	101	NC		Alex WILKINSON-HUGHES	AWH Yeah Racing	11	19:28.190	1 Lap		66.97	1:33.746	6
DNF	88	NC		Roan LUNDY	Boreham Motorsport	5	7:58.422	7 Laps	6 Laps	74.17	1:32.631	3
DQ	4	NC		Nicholas STOTT	Hills Motorsport							

FASTEST LAP

5	NC			John LANGRIDGE	Miller Motorsport	12	1:30.373			78.83 mph	126.87 kph	
6	G			Colin WELLS	Brian Chandler Motorsport	5	1:32.966			76.63 mph	123.33 kph	
94	NA			Liam COCHRANE	Turner Property Services Racing	12	1:36.592			73.76 mph	118.70 kph	

Car 4 - Disqualified from results. Failure to comply with Yellow Flags Q12.24.3 (e/f)

Weather / Track : Cloudy / Wet

These results are provisional until the conclusion of any judicial and technical matters.

Race Distance: 12 Laps / 23.74 miles
Donington Park National: 1.9790 miles
Date: 15/07/2023 Start: 14:11 Finish: 14:32

Clerk Of Course : Ian Denyer

Stewards :

Timekeeper : Rob Cook

MSVR Club Car Championships - Donington Park - 15th/16th July 2023

Miata Trophy

RACE 2 - LAP CHART

LAP 1 @ 14:13:05.882			LAP 2 @ 14:14:37.692			LAP 3 @ 14:16:09.541			LAP 4 @ 14:17:41.027			LAP 5 @ 14:19:12.084		
NO	BEHIND	LAP TIME	NO	BEHIND	LAP TIME	NO	BEHIND	LAP TIME	NO	BEHIND	LAP TIME	NO	BEHIND	LAP TIME
12		1:36.447	12		1:31.810	12		1:31.849	12		1:31.486	12		1:31.057
72	1.494	1:37.941	72	2.419	1:32.735	7	3.807	1:32.592	7	5.335	1:33.014	7	6.660	1:32.382
7	2.392	1:38.839	7	3.064	1:32.482	72	4.443	1:33.873	72	6.001	1:33.044	72	7.090	1:32.146
70	4.074	1:40.521	73	5.856	1:33.355	73	6.403	1:32.396	73	7.394	1:32.477	73	10.571	1:34.234
73	4.311	1:40.758	70	6.723	1:34.459	5	8.927	1:33.682	5	10.076	1:32.635	5	11.238	1:32.219
4	5.632	1:42.079	5	7.094	1:33.132	70	9.971	1:35.097	88	12.377	1:33.426	70	15.145	1:33.333
5	5.772	1:42.219	4	8.190	1:34.368	4	10.215	1:33.874	70	12.869	1:34.384	4	15.346	1:33.369
55	6.345	1:42.792	88	9.655	1:34.324	88	10.437	1:32.631	4	13.034	1:34.305	88	15.773	1:34.453
26	6.532	1:42.979	26	10.415	1:35.693	26	12.915	1:34.349	26	15.152	1:33.723	26	17.558	1:33.463
88	7.141	1:43.588	55	11.386	1:36.851	55	13.473	1:33.936	55	15.735	1:33.748	55	18.162	1:33.484
101	8.413	1:44.860	101	11.742	1:35.139	101	14.146	1:34.253	101	16.698	1:34.038	11	23.978	1:35.227
11	9.541	1:45.988	11	12.414	1:34.683	11	16.004	1:35.439	11	19.808	1:35.290	6	24.453	1:32.966
61	9.709	1:46.156	16	14.440	1:36.421	16	17.600	1:35.009	16	22.461	1:36.347	16	26.016	1:34.612
16	9.829	1:46.276	61	15.854	1:37.955	6	20.895	1:35.490	6	22.544	1:33.135	15	29.581	1:34.040
6	10.299	1:46.746	94	16.680	1:37.427	61	21.027	1:37.022	15	26.598	1:36.585	61	31.021	1:35.177
40	10.684	1:47.131	6	17.254	1:38.765	15	21.499	1:35.367	61	26.901	1:37.360	40	31.730	1:35.027
94	11.063	1:47.510	40	17.724	1:38.850	94	21.846	1:37.015	94	27.106	1:36.746	66	33.446	1:35.807
15	11.707	1:48.154	15	17.981	1:38.084	40	23.004	1:37.129	40	27.760	1:36.242	101	34.851	1:49.210
66	12.299	1:48.746	66	18.293	1:37.804	66	23.458	1:37.014	66	28.696	1:36.724	94	50.257	1:54.208
48	15.675	1:52.122	48	27.788	1:43.923	98	39.552	1:43.099	98	49.533	1:41.467	98	1:00.852	1:42.376
98	16.459	1:52.906	98	28.302	1:43.653	48	40.116	1:44.177	48	55.430	1:46.800	48	1:08.401	1:44.028

MSVR Club Car Championships - Donington Park - 15th/16th July 2023

Miata Trophy

RACE 2 - LAP CHART

LAP 6 @ 14:20:43.578			LAP 7 @ 14:22:17.062			LAP 8 @ 14:24:44.459			LAP 9 @ 14:27:10.659			LAP 10 @ 14:29:09.640		
NO	BEHIND	LAP TIME	NO	BEHIND	LAP TIME	NO	BEHIND	LAP TIME	NO	BEHIND	LAP TIME	NO	BEHIND	LAP TIME
12		1:31.494	12		1:33.484	12		2:27.397	12		2:26.200	12		1:58.981
7	6.828	1:31.662	7	6.220	1:32.876	48	1 Lap	2:36.635	48	1 Lap	2:26.230	48	1 Lap	2:01.880
72	7.790	1:32.194	72	9.221	1:34.915	7	1.823	2:23.000	7	1.822	2:26.199	7	4.137	2:01.296
5	11.602	1:31.858	5	12.285	1:34.167	72	2.954	2:21.130	72	2.842	2:26.088	72	4.387	2:00.526
73	12.408	1:33.331	73	13.337	1:34.413	5	3.800	2:18.912	5	3.482	2:25.882	5	4.548	2:00.047
4	16.949	1:33.097	70	17.630	1:33.879	73	4.465	2:18.525	73	4.346	2:26.081	73	4.958	1:59.593
70	17.235	1:33.584	55	20.276	1:33.631	70	4.825	2:14.592	70	5.057	2:26.432	70	5.370	1:59.294
26	19.928	1:33.864	26	22.086	1:35.642	55	5.694	2:12.815	55	6.105	2:26.611	55	6.069	1:58.945
55	20.129	1:33.461	6	27.750	1:34.427	26	6.608	2:11.919	26	6.995	2:26.587	26	7.179	1:59.165
6	26.807	1:33.848	11	29.818	1:36.073	6	7.353	2:07.000	6	7.808	2:26.655	6	7.530	1:58.703
11	27.229	1:34.745	16	31.137	1:34.775	11	8.104	2:05.683	11	8.294	2:26.390	11	8.212	1:58.899
16	29.846	1:35.324	15	34.532	1:35.510	16	8.915	2:05.175	16	9.051	2:26.336	16	9.254	1:59.184
15	32.506	1:34.419	61	36.570	1:35.584	15	9.825	2:02.690	15	9.789	2:26.164	15	10.209	1:59.401
61	34.470	1:34.943	40	37.668	1:36.110	61	10.577	2:01.404	61	10.710	2:26.333	61	11.597	1:59.868
40	35.042	1:34.806	66	38.109	1:35.253	40	11.563	2:01.292	40	12.139	2:26.776	40	11.831	1:58.673
66	36.340	1:34.388	101	41.442	1:37.823	66	12.372	2:01.660	66	12.895	2:26.723	66	12.851	1:58.937
101	37.103	1:33.746	94	1:06.744	1:44.132	101	13.654	1:59.609	101	14.133	2:26.679	101	13.041	1:57.889
94	56.096	1:37.333	98	1:31.100	1:52.394	94	20.118	1:40.771	94	16.535	2:22.617	94	14.258	1:56.704
98	1:12.190	1:42.832				98	51.539	1:47.836	98	18.275	1:52.936	98	16.320	1:57.026
48	1:25.389	1:48.482				SC	7 Laps	2:25.961	SC	7 Laps	1:59.630 P			

MSVR Club Car Championships - Donington Park - 15th/16th July 2023

Miata Trophy

RACE 2 - LAP CHART

LAP 11 @ 14:30:40.274			LAP 12 @ 14:32:10.999		
NO	BEHIND	LAP TIME	NO	BEHIND	LAP TIME
12		1:30.634	12		1:30.725
7	4.299	1:30.796	7	4.662	1:31.088
5	5.461	1:31.547	5	5.109	1:30.373
72	5.737	1:31.984	73	6.750	1:31.152
73	6.323	1:31.999	72	7.076	1:32.064
70	7.133	1:32.397	70	8.128	1:31.720
55	8.181	1:32.746	55	9.175	1:31.719
26	11.531	1:34.986	26	13.837	1:33.031
11	12.730	1:35.152	11	16.650	1:34.645
16	14.321	1:35.701	15	17.559	1:33.820
15	14.464	1:34.889	61	18.552	1:33.723
61	15.554	1:34.591	40	20.004	1:33.674
40	17.055	1:35.858	66	21.358	1:34.714
101	17.351	1:34.944	94	26.960	1:36.592
66	17.369	1:35.152	16	32.956	1:49.360
48	1 Lap	1:47.360	48	1 Lap	1:46.019
94	21.093	1:37.469	98	38.097	1:42.248
98	26.574	1:40.888	6	56.230	1:34.667
6	52.288	2:15.392			

MSVR Club Car Championships - Donington Park - 15th/16th July 2023

Miata Trophy

RACE 2 - STATISTICS

Competitors Started	21
Planned Start	2023-07-15 @ 14:05:00.000
Actual Start	2023-07-15 @ 14:11:29.434
Finish Time	2023-07-15 @ 14:32:10.998
Track Length	1.9790mi.
Total Laps	239
Total Distance Covered	472.9970mi.

Session Fastest Lap History

NO	CL	NAME	LAP TIME	TIME OF DAY	LAP	VEHICLE
12	NC	Declan LEE	1:31.810	14:14:37.704	2	Hills Motorsport
12	NC	Declan LEE	1:31.486	14:17:41.039	4	Hills Motorsport
12	NC	Declan LEE	1:31.057	14:19:12.096	5	Hills Motorsport
12	NC	Declan LEE	1:30.634	14:30:40.274	11	Hills Motorsport
5	NC	John LANGRIDGE	1:30.373	14:32:16.122	12	Miller Motorsport

Session Leader History

NO	CL	NAME	FROM LAP	LAPS LED	DISTANCE	VEHICLE
12	NC	Declan LEE	1	12	23.71 miles	Hills Motorsport

Flag History

TYPE	TIME OF DAY
GREEN	14:11:29.434
SAFETY	14:22:04.236
GREEN	14:29:07.209
FINISH	14:32:10.998

Flag Statistics

TYPE	COUNT	TOTAL LAPS	TOTAL TIME
Green	2	9	14:42.892
Red	0	0	0.000
Safety Car	1	3	7:02.973
FCY	0	0	0.000

MSVR Club Car Championships - Donington Park - 15th/16th July 2023

Miata Trophy

RACE 2 - STATISTICS

CLASS : NC

19 Starters

Fastest Lap History

NO	NAME	LAP TIME	TIME OF DAY	LAP	VEHICLE
12	Declan LEE	1:31.810	14:14:37.704	2	Hills Motorsport
12	Declan LEE	1:31.486	14:17:41.039	4	Hills Motorsport
12	Declan LEE	1:31.057	14:19:12.096	5	Hills Motorsport
12	Declan LEE	1:30.634	14:30:40.274	11	Hills Motorsport
5	John LANGRIDGE	1:30.373	14:32:16.122	12	Miller Motorsport

Leader History

NO	NAME	FROM LAP	LAPS LED	DISTANCE	VEHICLE
12	Declan LEE	1	12	23.71 miles	Hills Motorsport

MSVR Club Car Championships - Donington Park - 15th/16th July 2023

Miata Trophy

RACE 2 - STATISTICS

CLASS : G

1 Starters

Fastest Lap History

NO	NAME	LAP TIME	TIME OF DAY	LAP	VEHICLE
6	Colin WELLS	1:38.765	14:14:54.957	2	Brian Chandler Motorsport
6	Colin WELLS	1:35.490	14:16:30.445	3	Brian Chandler Motorsport
6	Colin WELLS	1:33.135	14:18:03.571	4	Brian Chandler Motorsport
6	Colin WELLS	1:32.966	14:19:36.548	5	Brian Chandler Motorsport

Leader History

NO	NAME	FROM LAP	LAPS LED	DISTANCE	VEHICLE
6	Colin WELLS	1	12	23.71 miles	Brian Chandler Motorsport

MSVR Club Car Championships - Donington Park - 15th/16th July 2023

Miata Trophy

RACE 2 - STATISTICS

CLASS : NA

1 Starters

Fastest Lap History

NO	NAME	LAP TIME	TIME OF DAY	LAP	VEHICLE
94	Liam COCHRANE	1:37.427	14:14:54.381	2	Turner Property Services Racing
94	Liam COCHRANE	1:37.015	14:16:31.397	3	Turner Property Services Racing
94	Liam COCHRANE	1:36.746	14:18:08.037	4	Turner Property Services Racing
94	Liam COCHRANE	1:36.592	14:32:37.967	12	Turner Property Services Racing


Leader History

NO	NAME	FROM LAP	LAPS LED	DISTANCE	VEHICLE
94	Liam COCHRANE	1	12	23.71 miles	Turner Property Services Racing

MSVR Club Car Championships - Donington Park - 15th/16th July 2023

Miata Trophy

RACE 8 - GRID (20 minutes) - AMENDED

ROW 13	25	94 Liam COCHRANE	26	6 Colin WELLS	
ROW 12					
ROW 11					
ROW 10		19	4 Nicholas STOTT		
ROW 9	17	101 Alex WILKINSON-HUGHES	18	88 Roan LUNDY	
ROW 8		15	98 Steve ROLLASON	16	48 Chas ALLEN
ROW 7	13	66 Jack HARGRAVES	14	16 Alister ESAM	
ROW 6		11	61 Martin HEATH	12	40 Raymond WORLEY
ROW 5	9	11 Reece WARRICK	10	15 CHUN CHEONG IP	
ROW 4		7	55 Simon FLEET	8	26 Drew FLETCHER
ROW 3	5	70 Xavier BROOKE	6	12 Declan LEE	
ROW 2		3	73 Daniel PARRANS-SMITH	4	72 Steve KITE
ROW 1	1	7 Alex MILLER	2	5 John LANGRIDGE	
Pole					
					

Car 12 - 5 place grid penalty applied. Failure to comply with Yellow Flag signals Q12.24.3 (e/f)
Cars 6, 90 - now placed in correct position on grid

Donington Park National: 1.9790 miles

These results are provisional until the conclusion of any judicial and technical matters.

Clerk Of Course : Ian Denyer


Stewards :

Timekeeper : Rob Cook

MSVR Club Car Championships - Donington Park - 15th/16th July 2023

Miata Trophy

RACE 8 - GRID (20 minutes)

ROW 11	21	4 Nicholas STOTT	
ROW 10		19 101 Alex WILKINSON-HUGHES	20 88 Roan LUNDY
ROW 9	17	6 Colin WELLS	18 48 Chas ALLEN
ROW 8		15 16 Alister ESAM	16 98 Steve ROLLASON
ROW 7	13	66 Jack HARGRAVES	14 94 Liam COCHRANE
ROW 6		11 61 Martin HEATH	12 40 Raymond WORLEY
ROW 5	9	11 Reece WARRICK	10 15 CHUN CHEONG IP
ROW 4		7 55 Simon FLEET	8 26 Drew FLETCHER
ROW 3	5	70 Xavier BROOKE	6 12 Declan LEE
ROW 2		3 73 Daniel PARRANS-SMITH	4 72 Steve KITE
ROW 1	1	7 Alex MILLER	2 5 John LANGRIDGE
Pole			
			

Car 12 - 5 place grid penalty applied. Failure to comply with Yellow Flag signals Q12.24.3 (e/f)

Donington Park National: 1.9790 miles

These results are provisional until the conclusion of any judicial and technical matters.

Clerk Of Course : Ian Denyer	Stewards :	Timekeeper : Rob Cook
------------------------------	------------	-----------------------

MSVR Club Car Championships - Donington Park - 15th/16th July 2023

Miata Trophy

RACE 8 - CLASSIFICATION

POS	NO	CL	PIC	NAME	ENTRY	LAPS	TIME	GAP	DIFF	MPH	BEST	ON
1	7	NC	1	Alex MILLER	Miller Motorsport	15	21:26.822			82.94	1:23.818	12
2	5	NC	2	John LANGRIDGE	Miller Motorsport	15	21:32.427	5.605	5.605	82.58	1:24.159	2
3	88	NC	3	Roan LUNDY	Boreham Motorsport	15	21:35.565	8.743	3.138	82.38	1:25.021	2
4	55	NC	4	Simon FLEET	Jiffy Winks	15	21:35.817	8.995	0.252	82.36	1:24.245	6
5	12	NC	5	Declan LEE	Hills Motorsport	15	21:36.071	9.249	0.254	82.35	1:24.187	12
6	4	NC	6	Nicholas STOTT	Hills Motorsport	15	21:37.838	11.016	1.767	82.23	1:25.005	6
7	70	NC	7	Xavier BROOKE	Xavier Brooke	15	21:41.695	14.873	3.857	81.99	1:25.564	7
8	40	NC	8	Raymond WORLEY	Boreham Motorsport	15	21:51.622	24.800	9.927	81.37	1:25.507	2
9	11	NC	9	Reece WARRICK	Boreham Motorsport	15	21:54.009	27.187	2.387	81.22	1:26.217	12
10	73*	NC	10	Daniel PARRANS-SMITH	Boreham Motorsport	15	21:58.626	31.804	4.617	80.94	1:23.587	6
11	26	NC	11	Drew FLETCHER	Hills Motorsport	15	22:01.515	34.693	2.889	80.76	1:25.496	4
12	15	NC	12	CHUN CHEONG IP	Hills Motorsport	15	22:15.264	48.442	13.749	79.93	1:25.642	14
13	6*	G	1	Colin WELLS	Brian Chandler Motorsport	15	22:16.703	49.881	1.439	79.84	1:26.050	12
14	66	NC	13	Jack HARGRAVES	Boreham Motorsport	15	22:29.285	1:02.463	12.582	79.10	1:26.364	14
15	48	NC	14	Chas ALLEN	Rosbif Racing	15	22:29.778	1:02.956	0.493	79.07	1:26.818	7
16	94	NA	1	Liam COCHRANE	Turner Property Services Racing	15	22:33.628	1:06.806	3.850	78.84	1:28.128	14
17	98	NC	15	Steve ROLLASON	Paul Sheard Autosport	14	21:56.523	1 Lap	1 Lap	75.66	1:31.663	3
NOT CLASSIFIED												
DNF	61	NC		Martin HEATH	Mtec racing	15	22:29.201	1:02.379	0.000	79.10	1:26.280	6
NOT STARTED												
NS	72	NC		Steve KITE	Misty Racing							
NS	16	NC		Alister ESAM	Alister Esam							
NS	101	NC		Alex WILKINSON-HUGHES	AWH Yeah Racing							
FASTEST LAP												
	73	NC		Daniel PARRANS-SMITH	Boreham Motorsport	6	1:23.587			85.23 mph	137.17 kph	
	6	G		Colin WELLS	Brian Chandler Motorsport	12	1:26.050			82.79 mph	133.24 kph	
	94	NA		Liam COCHRANE	Turner Property Services Racing	14	1:28.128			80.84 mph	130.10 kph	

Car 6 - 10 second penalty. Out of position start
 Car 73 - 5 second penalty- Exceeding track limits

Weather / Track : Cloudy / Dry

These results are provisional until the conclusion of any judicial and technical matters.

Race Distance: 15 Laps / 29.68 miles
 Donington Park National: 1.9790 miles
 Date: 15/07/2023 Start: 18:05 Finish: 18:26

Clerk Of Course : Ian Denyer

Stewards :

Timekeeper : Rob Cook

MSVR Club Car Championships - Donington Park - 15th/16th July 2023

Miata Trophy

RACE 8 - LAP CHART

LAP 1 @ 18:06:39.711			LAP 2 @ 18:08:04.251			LAP 3 @ 18:09:29.837			LAP 4 @ 18:10:55.167			LAP 5 @ 18:12:20.641		
NO	BEHIND	LAP TIME	NO	BEHIND	LAP TIME	NO	BEHIND	LAP TIME	NO	BEHIND	LAP TIME	NO	BEHIND	LAP TIME
12		1:31.140	5		1:24.159	7		1:25.314	7		1:25.330	12		1:25.275
5	0.381	1:31.521	12	0.237	1:24.777	12	0.028	1:25.377	12	0.199	1:25.501	7	0.601	1:26.075
7	0.955	1:32.095	7	0.272	1:23.857	5	0.185	1:25.771	5	0.718	1:25.863	5	0.893	1:25.649
55	1.994	1:33.134	55	2.664	1:25.210	55	2.205	1:25.127	55	1.753	1:24.878	55	1.283	1:25.004
70	2.173	1:33.313	70	3.282	1:25.649	70	3.468	1:25.772	73	3.259	1:24.870	73	2.322	1:24.537
73	2.618	1:33.758	73	3.680	1:25.602	73	3.719	1:25.625	88	4.018	1:25.357	70	4.878	1:25.889
26	3.433	1:34.573	88	4.134	1:25.021	88	3.991	1:25.443	70	4.463	1:26.325	26	5.056	1:25.554
88	3.653	1:34.793	26	4.859	1:25.966	26	4.810	1:25.537	26	4.976	1:25.496	88	5.261	1:26.717
40	5.227	1:36.367	40	6.194	1:25.507	40	6.984	1:26.376	4	8.288	1:26.056	4	8.161	1:25.347
11	5.936	1:37.076	4	7.840	1:26.127	4	7.562	1:25.308	40	8.981	1:27.327	40	9.570	1:26.063
4	6.253	1:37.393	11	9.266	1:27.870	11	11.131	1:27.451	11	12.729	1:26.928	11	14.156	1:26.901
48	6.603	1:37.743	6	11.156	1:28.872	66	13.629	1:27.589	15	17.535	1:28.594	15	20.451	1:28.390
6	6.824	1:37.964	66	11.626	1:29.148	6	13.945	1:28.375	6	17.607	1:28.992	6	20.905	1:28.772
66	7.018	1:38.158	15	12.798	1:28.745	15	14.271	1:27.059	66	17.876	1:29.577	66	21.262	1:28.860
61	7.272	1:38.412	94	15.367	1:31.890	61	21.533	1:30.162	61	23.729	1:27.526	61	25.388	1:27.133
94	8.017	1:39.157	61	16.957	1:34.225	48	21.755	1:28.955	48	24.324	1:27.899	48	26.519	1:27.669
15	8.593	1:39.733	98	18.141	1:32.971	94	22.105	1:32.324	94	25.724	1:28.949	94	29.130	1:28.880
98	9.710	1:40.850	48	18.386	1:36.323	98	24.218	1:31.663	98	30.979	1:32.091	98	38.614	1:33.109

MSVR Club Car Championships - Donington Park - 15th/16th July 2023

Miata Trophy

RACE 8 - LAP CHART

LAP 6 @ 18:13:45.600			LAP 7 @ 18:15:12.821			LAP 8 @ 18:16:38.669			LAP 9 @ 18:18:03.147			LAP 10 @ 18:19:27.717		
NO	BEHIND	LAP TIME	NO	BEHIND	LAP TIME	NO	BEHIND	LAP TIME	NO	BEHIND	LAP TIME	NO	BEHIND	LAP TIME
12		1:24.959	5		1:26.991	12		1:25.602	12		1:24.478	12		1:24.570
7	0.011	1:24.369	12	0.246	1:27.467	5	0.651	1:26.499	5	0.597	1:24.424	5	0.438	1:24.411
5	0.230	1:24.296	73	0.687	1:26.958	7	2.275	1:26.637	7	4.350	1:26.553	73	4.643	1:24.634
55	0.569	1:24.245	55	1.048	1:27.700	55	2.294	1:27.094	73	4.579	1:26.707	7	5.227	1:25.447
73	0.950	1:23.587	7	1.486	1:28.696	73	2.350	1:27.511	55	4.779	1:26.963	55	5.919	1:25.710
88	6.934	1:26.632	88	5.030	1:25.317	88	4.471	1:25.289	88	5.033	1:25.040	88	6.176	1:25.713
70	7.461	1:27.542	70	5.804	1:25.564	70	5.672	1:25.716	4	7.488	1:25.744	4	8.706	1:25.788
26	7.742	1:27.645	26	6.101	1:25.580	4	6.222	1:25.602	70	8.444	1:27.250	70	10.046	1:26.172
4	8.207	1:25.005	4	6.468	1:25.482	26	7.337	1:27.084	26	9.830	1:26.971	26	11.189	1:25.929
40	10.126	1:25.515	40	9.542	1:26.637	40	10.593	1:26.899	40	12.588	1:26.473	40	14.944	1:26.926
11	15.898	1:26.701	11	15.240	1:26.563	11	15.827	1:26.435	11	18.056	1:26.707	11	19.770	1:26.284
15	22.863	1:27.371	6	24.292	1:28.253	6	25.455	1:27.011	6	27.463	1:26.486	15	30.732	1:27.379
6	23.260	1:27.314	15	24.961	1:29.319	15	25.916	1:26.803	15	27.923	1:26.485	6	31.090	1:28.197
66	23.830	1:27.527	66	25.494	1:28.885	61	28.622	1:28.446	61	31.761	1:27.617	61	34.079	1:26.888
61	26.709	1:26.280	61	26.024	1:26.536	48	30.379	1:28.250	48	33.586	1:27.685	48	37.166	1:28.150
48	28.380	1:26.820	48	27.977	1:26.818	94	38.546	1:29.396	94	42.856	1:28.788	94	47.667	1:29.381
94	33.550	1:29.379	94	34.998	1:28.669	66	48.453	1:48.807	66	51.202	1:27.227	66	53.522	1:26.890
98	47.279	1:33.624	98	52.740	1:32.682	98	1:00.916	1:34.024	98	1:09.146	1:32.708	98	1:17.802	1:33.226

MSVR Club Car Championships - Donington Park - 15th/16th July 2023

Miata Trophy

RACE 8 - LAP CHART

LAP 11 @ 18:20:52.302			LAP 12 @ 18:22:16.489			LAP 13 @ 18:23:40.785			LAP 14 @ 18:25:05.548			LAP 15 @ 18:26:35.393		
NO	BEHIND	LAP TIME	NO	BEHIND	LAP TIME	NO	BEHIND	LAP TIME	NO	BEHIND	LAP TIME	NO	BEHIND	LAP TIME
12		1:24.585	12		1:24.187	12		1:24.296	12		1:24.763	7		1:26.423
5	0.335	1:24.482	5	0.375	1:24.227	5	0.893	1:24.814	5	0.690	1:24.560	5	5.605	1:34.760
73	4.347	1:24.289	98	1 Lap	1:34.270	73	3.709	1:23.930	73	2.705	1:23.759	88	8.743	1:26.112
7	4.852	1:24.210	73	4.075	1:23.915	7	4.272	1:24.085	7	3.422	1:23.913	55	8.995	1:25.989
55	6.644	1:25.310	7	4.483	1:23.818	88	10.010	1:26.007	88	12.476	1:27.229	12	9.249	1:39.094
88	6.875	1:25.284	88	8.299	1:25.611	55	10.301	1:25.939	55	12.851	1:27.313	4	11.016	1:26.010
4	10.220	1:26.099	55	8.658	1:26.201	4	13.813	1:26.444	4	14.851	1:25.801	70	14.873	1:27.240
70	12.361	1:26.900	4	11.665	1:25.632	98	1 Lap	1:36.312	70	17.478	1:26.302	40	24.800	1:27.284
26	12.883	1:26.279	70	14.009	1:25.835	70	15.939	1:26.226	98	1 Lap	1:32.256	73	26.804	1:53.944
40	17.336	1:26.977	26	14.222	1:25.526	40	25.502	1:28.904	40	27.361	1:26.622	11	27.187	1:28.193
11	21.835	1:26.650	40	20.894	1:27.745	11	26.564	1:26.995	11	28.839	1:27.038	98	1 Lap	1:36.737
6	33.755	1:27.250	11	23.865	1:26.217	26	34.854	1:44.928	26	36.900	1:26.809	26	34.693	1:27.638
15	34.242	1:28.095	6	35.618	1:26.050	6	39.122	1:27.800	6	41.616	1:27.257	6	39.881	1:28.110
61	36.233	1:26.739	15	40.154	1:30.099	15	42.183	1:26.325	15	43.062	1:25.642	15	48.442	1:35.225
94	52.439	1:29.357	61	43.616	1:31.570	61	49.493	1:30.173	61	54.149	1:29.419	61	1:02.379	1:38.075 P
48	55.981	1:43.400	94	57.829	1:29.577	66	1:03.132	1:27.320	66	1:04.733	1:26.364	66	1:02.463	1:27.575
66	56.704	1:27.767	48	59.855	1:28.061	48	1:03.591	1:28.032	48	1:05.901	1:27.073	48	1:02.956	1:26.900
			66	1:00.108	1:27.591	94	1:04.007	1:30.474	94	1:07.372	1:28.128	94	1:06.806	1:29.279

MSVR Club Car Championships - Donington Park - 15th/16th July 2023

Miata Trophy

RACE 8 - STATISTICS

Competitors Started	18
Planned Start	2023-07-15 @ 17:50:00.000
Actual Start	2023-07-15 @ 18:05:08.570
Finish Time	2023-07-15 @ 18:26:35.392
Track Length	1.9790mi.
Total Laps	269
Total Distance Covered	532.3690mi.

Session Fastest Lap History

NO	CL	NAME	LAP TIME	TIME OF DAY	LAP	VEHICLE
5	NC	John LANGRIDGE	1:24.159	18:08:04.266	2	Miller Motorsport
7	NC	Alex MILLER	1:23.857	18:08:04.523	2	Miller Motorsport
73	NC	Daniel PARRANS-SMITH	1:23.587	18:13:46.561	6	Boreham Motorsport

Session Leader History

NO	CL	NAME	FROM LAP	LAPS LED	DISTANCE	VEHICLE
12	NC	Declan LEE	1	1	1.94 miles	Hills Motorsport
5	NC	John LANGRIDGE	2	1	1.97 miles	Miller Motorsport
7	NC	Alex MILLER	3	2	3.95 miles	Miller Motorsport
12	NC	Declan LEE	5	2	3.95 miles	Hills Motorsport
5	NC	John LANGRIDGE	7	1	1.97 miles	Miller Motorsport
12	NC	Declan LEE	8	7	13.85 miles	Hills Motorsport
7	NC	Alex MILLER	15	1	1.97 miles	Miller Motorsport

Flag History

TYPE	TIME OF DAY
GREEN	18:05:08.570
FINISH	18:26:35.392

Flag Statistics

TYPE	COUNT	TOTAL LAPS	TOTAL TIME
Green	1	15	22:56.334
Red	0	0	0.000
Safety Car	0	0	0.000
FCY	0	0	0.000

MSVR Club Car Championships - Donington Park - 15th/16th July 2023

Miata Trophy

RACE 8 - STATISTICS

CLASS : NC

16 Starters

Fastest Lap History

NO	NAME	LAP TIME	TIME OF DAY	LAP	VEHICLE
5	John LANGRIDGE	1:24.159	18:08:04.266	2	Miller Motorsport
7	Alex MILLER	1:23.857	18:08:04.523	2	Miller Motorsport
73	Daniel PARRANS-SMITH	1:23.587	18:13:46.561	6	Boreham Motorsport

Leader History

NO	NAME	FROM LAP	LAPS LED	DISTANCE	VEHICLE
12	Declan LEE	1	1	1.94 miles	Hills Motorsport
5	John LANGRIDGE	2	1	1.97 miles	Miller Motorsport
7	Alex MILLER	3	2	3.95 miles	Miller Motorsport
12	Declan LEE	5	2	3.95 miles	Hills Motorsport
5	John LANGRIDGE	7	1	1.97 miles	Miller Motorsport
12	Declan LEE	8	7	13.85 miles	Hills Motorsport
7	Alex MILLER	15	1	1.97 miles	Miller Motorsport

MSVR Club Car Championships - Donington Park - 15th/16th July 2023

Miata Trophy

RACE 8 - STATISTICS

CLASS : G

1 Starters

Fastest Lap History

NO	NAME	LAP TIME	TIME OF DAY	LAP	VEHICLE
6	Colin WELLS	1:28.872	18:08:15.417	2	Brian Chandler Motorsport
6	Colin WELLS	1:28.375	18:09:43.791	3	Brian Chandler Motorsport
6	Colin WELLS	1:27.314	18:14:08.870	6	Brian Chandler Motorsport
6	Colin WELLS	1:27.011	18:17:04.132	8	Brian Chandler Motorsport
6	Colin WELLS	1:26.486	18:18:30.620	9	Brian Chandler Motorsport
6	Colin WELLS	1:26.050	18:22:52.116	12	Brian Chandler Motorsport

Leader History

NO	NAME	FROM LAP	LAPS LED	DISTANCE	VEHICLE
6	Colin WELLS	1	15	29.64 miles	Brian Chandler Motorsport

MSVR Club Car Championships - Donington Park - 15th/16th July 2023

Miata Trophy

RACE 8 - STATISTICS

CLASS : NA

1 Starters

Fastest Lap History

NO	NAME	LAP TIME	TIME OF DAY	LAP	VEHICLE
94	Liam COCHRANE	1:31.890	18:08:19.627	2	Turner Property Services Racing
94	Liam COCHRANE	1:28.949	18:11:20.900	4	Turner Property Services Racing
94	Liam COCHRANE	1:28.880	18:12:49.780	5	Turner Property Services Racing
94	Liam COCHRANE	1:28.669	18:15:47.827	7	Turner Property Services Racing
94	Liam COCHRANE	1:28.128	18:26:12.929	14	Turner Property Services Racing

Leader History

NO	NAME	FROM LAP	LAPS LED	DISTANCE	VEHICLE
94	Liam COCHRANE	1	15	29.64 miles	Turner Property Services Racing