



MIATA TROPHY



MSVR Club Car Championships
Anglesey Coastal
20th May 2023



Timing & Results Provided by Timing Solutions Ltd

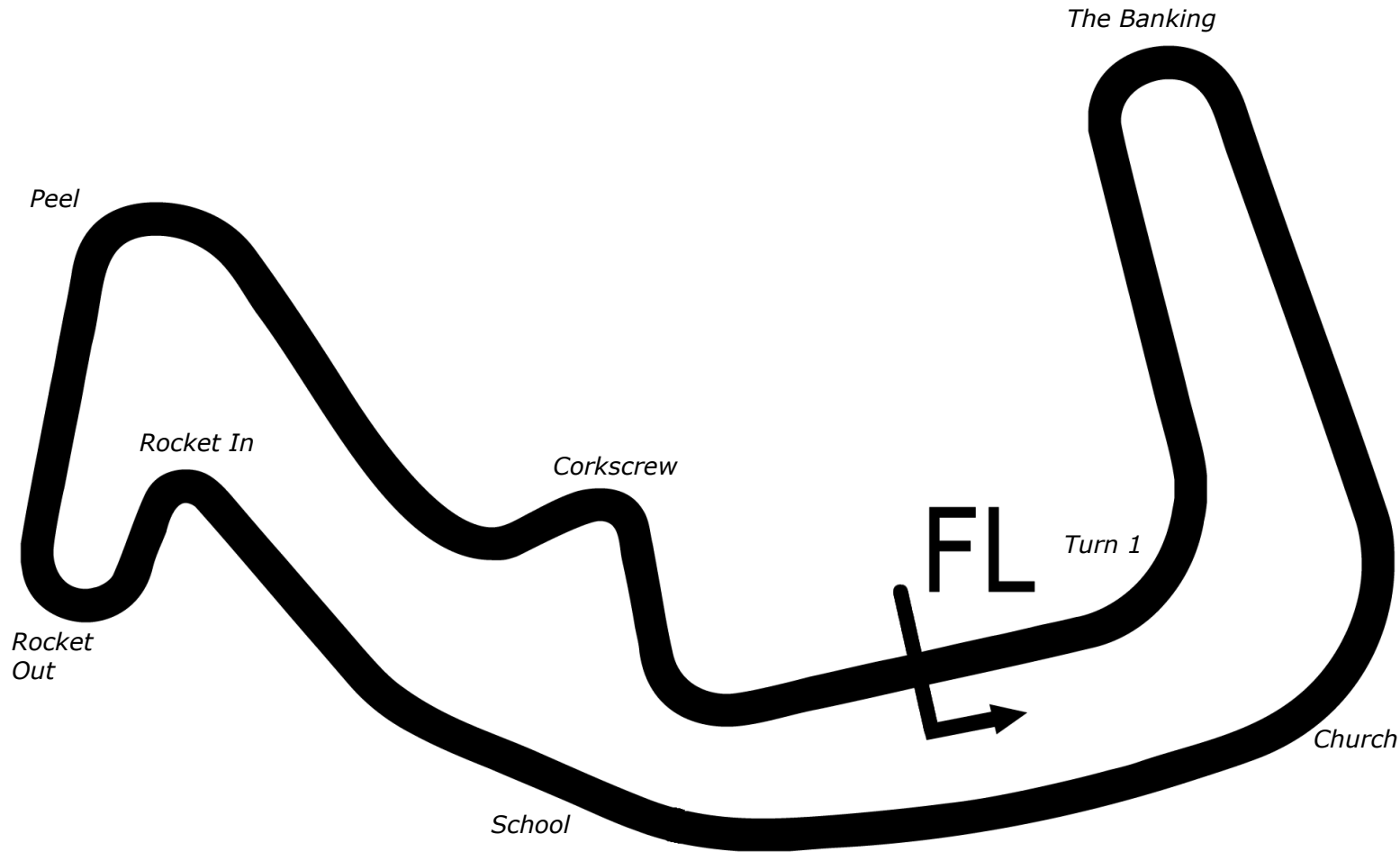
www.tsl-timing.com

Anglesey Coastal



SPORTS TIMING

TIMING SOLUTIONS LTD



Length	1.5500 miles	2494.5 m	
FL		53.18840 N	4.49640 W
Pit Entry	2446m	53.18843 N	4.49731 W
Pit Exit	88m after FL	53.18869 N	4.49515 W
Pit Entry-Pit Exit	144m, 10.4s @50kph, 8.6s @60kph		

All results available at www.tsl-timing.com

Miata Trophy

QUALIFYING - RACE 3 - CLASSIFICATION

POS	NO	CL	PIC NAME	ENTRY	TIME	ON	LAPS	GAP	DIFF	MPH
1	5	NC	1 John LANGRIDGE	Miller Motorsport	1:20.167	3	8			69.60
2	195	NC	2 Jack SYCAMORE	KEW Technology	1:20.338	5	7	0.171	0.171	69.45
3	6	G	1 Brian CHANDLER	Mazda MX5	1:20.413	2	11	0.246	0.075	69.39
4	12	NC	3 Declan LEE	Hills Motorsport	1:21.193	5	10	1.026	0.780	68.72
5	73	NC	4 Daniel PARRANS-SMITH	Boreham Motorsport	1:21.634	4	10	1.467	0.441	68.35
6	55	NC	5 Simon FLEET	Jiffy Winks	1:21.637	5	7	1.470	0.003	68.35
7	7	NC	6 Alex MILLER	Miller Motorsport	1:21.655	6	10	1.488	0.018	68.33
8	70	NC	7 Xavier BROOKE	Xavier Brooke	1:21.689	6	10	1.522	0.034	68.30
9	101	NC	8 Alex WILKINSON-HUGHES	AWH Yeah Racing	1:21.730	8	10	1.563	0.041	68.27
10	26	NC	9 Drew FLETCHER	Hills Motorsport	1:22.074	5	10	1.907	0.344	67.98
11	4	NC	10 Nicholas STOTT	Hills Motorsport	1:22.364	4	10	2.197	0.290	67.74
12	121	NC	11 Gary SMITH	On the spot racing	1:23.643	9	10	3.476	1.279	66.71
13	25	NC	12 Rich COOPER	RC Graphix Racing	1:23.699	10	10	3.532	0.056	66.66
14	40	NC	13 Raymond WORLEY	Boreham Motorsport	1:23.935	3	10	3.768	0.236	66.48
15	94	NA	1 Liam COCHRANE	Turner Property Services Racing	1:25.858	3	10	5.691	1.923	64.99
16	20	NC	14 Judy WORLEY	Boreham Motorsport #20	1:31.071	8	10	10.904	5.213	61.27

Weather / Track : Bright / Dry

These results are provisional until the conclusion of any judicial and technical matters.

Anglesey Coastal: 1.5500 miles

Date: 20/05/2023 Start: 09:49 Finish: 10:04

Clerk Of Course : Ian Denyer

Stewards :

Timekeeper : Nick Palmer

Miata Trophy

QUALIFYING - RACE 3 - LAP ANALYSIS

DIFF = Difference To Personal Best Lap

P1 5 John LANGRIDGE				
LAP	LAP TIME	DIFF	MPH	TIME OF DAY
1 -	1:40.179	20.012	55.70	09:52:10.012
2 -	1:20.634	0.467	69.20	09:53:30.646
3 -	1:20.167 (1)		69.60	09:54:50.813
4 -	1:20.248 (3)	0.081	69.53	09:56:11.061
5 -	1:20.200 (2)	0.033	69.57	09:57:31.261
6 -	1:23.388 P	3.221	66.91	09:58:54.649
7 -	4:38.299	3:18.132	20.05	10:03:32.948
8 -	1:20.311	0.144	69.48	10:04:53.259

P2 195 Jack SYCAMORE				
LAP	LAP TIME	DIFF	MPH	TIME OF DAY
1 -	1:45.287	24.949	52.99	09:52:07.119
2 -	1:21.448	1.110	68.51	09:53:28.567
3 -	1:20.856 (2)	0.518	69.01	09:54:49.423
4 -	1:22.457	2.119	67.67	09:56:11.880
5 -	1:20.338 (1)		69.45	09:57:32.218
6 -	1:21.183 (3)	0.845	68.73	09:58:53.401
7 -	1:29.889 P	9.551	62.07	10:00:23.290

P3 6 Brian CHANDLER				
LAP	LAP TIME	DIFF	MPH	TIME OF DAY
1 -	1:46.553	26.140	52.36	09:52:05.449
2 -	1:20.413 (1)		69.39	09:53:25.862
3 -	1:20.596	0.183	69.23	09:54:46.458
4 -	1:20.508 (2)	0.095	69.31	09:56:06.966
5 -	1:20.538 (3)	0.125	69.28	09:57:27.504
6 -	1:20.771	0.358	69.08	09:58:48.275
7 -	1:20.567	0.154	69.25	10:00:08.842
8 -	1:21.576	1.163	68.40	10:01:30.418
9 -	1:21.555	1.142	68.42	10:02:51.973
10 -	1:21.088	0.675	68.81	10:04:13.061
11 -	1:21.240	0.827	68.68	10:05:34.301

P4 12 Declan LEE				
LAP	LAP TIME	DIFF	MPH	TIME OF DAY
1 -	1:36.946	15.753	57.55	09:52:20.368
2 -	1:21.373	0.180	68.57	09:53:41.741
3 -	1:22.891	1.698	67.31	09:55:04.632
4 -	1:22.709	1.516	67.46	09:56:27.341
5 -	1:21.193 (1)		68.72	09:57:48.534
6 -	1:21.696	0.503	68.30	09:59:10.230
7 -	1:21.616	0.423	68.36	10:00:31.846
8 -	1:21.327 (3)	0.134	68.61	10:01:53.173
9 -	1:21.268 (2)	0.075	68.66	10:03:14.441
10 -	1:34.862 P	13.669	58.82	10:04:49.303

P5 73 Daniel PARRANS-SMITH				
LAP	LAP TIME	DIFF	MPH	TIME OF DAY
1 -	1:37.837	16.203	57.03	09:52:17.693
2 -	1:22.329	0.695	67.77	09:53:40.022
3 -	1:21.754 (2)	0.120	68.25	09:55:01.776
4 -	1:21.634 (1)		68.35	09:56:23.410
5 -	1:22.144	0.510	67.92	09:57:45.554
6 -	1:21.989	0.355	68.05	09:59:07.543
7 -	1:21.973	0.339	68.07	10:00:29.516
8 -	1:22.248	0.614	67.84	10:01:51.764
9 -	1:21.968 (3)	0.334	68.07	10:03:13.732
10 -	1:23.267	1.633	67.01	10:04:36.999

DIFF = Difference To Personal Best Lap

P6 55 Simon FLEET				
LAP	LAP TIME	DIFF	MPH	TIME OF DAY
1 -	1:46.201	24.564	52.54	09:52:09.771
2 -	1:23.082	1.445	67.16	09:53:32.853
3 -	1:22.139 (3)	0.502	67.93	09:54:54.992
4 -	1:22.571	0.934	67.57	09:56:17.563
5 -	1:21.637 (1)		68.35	09:57:39.200
6 -	1:21.819 (2)	0.182	68.19	09:59:01.019
7 -	1:25.798 P	4.161	65.03	10:00:26.817

P7 7 Alex MILLER				
LAP	LAP TIME	DIFF	MPH	TIME OF DAY
1 -	1:37.386	15.731	57.29	09:52:11.190
2 -	1:22.051	0.396	68.00	09:53:33.241
3 -	1:29.997	8.342	62.00	09:55:03.238
4 -	1:21.830 (2)	0.175	68.19	09:56:25.068
5 -	1:26.575	4.920	64.45	09:57:51.643
6 -	1:21.655 (1)		68.33	09:59:13.298
7 -	1:21.878 (3)	0.223	68.15	10:00:35.176
8 -	1:28.124 P	6.469	63.32	10:02:03.300
9 -	2:13.069	51.414	41.93	10:04:16.369
10 -	1:21.919	0.264	68.11	10:05:38.288

P8 70 Xavier BROOKE				
LAP	LAP TIME	DIFF	MPH	TIME OF DAY
1 -	1:43.908	22.219	53.70	09:52:10.498
2 -	1:23.141	1.452	67.11	09:53:33.639
3 -	1:25.968	4.279	64.90	09:54:59.607
4 -	1:22.462	0.773	67.66	09:56:22.069
5 -	1:22.631	0.942	67.52	09:57:44.700
6 -	1:21.689 (1)		68.30	09:59:06.389
7 -	1:22.630	0.941	67.53	10:00:29.019
8 -	1:24.764	3.075	65.83	10:01:53.783
9 -	1:21.740 (2)	0.051	68.26	10:03:15.523
10 -	1:22.344 (3)	0.655	67.76	10:04:37.867

P9 101 Alex WILKINSON-HUGHES				
LAP	LAP TIME	DIFF	MPH	TIME OF DAY
1 -	1:36.446	14.716	57.85	09:52:27.320
2 -	1:24.442	2.712	66.08	09:53:51.762
3 -	1:22.568	0.838	67.58	09:55:14.330
4 -	1:23.379	1.649	66.92	09:56:37.709
5 -	1:22.986	1.256	67.24	09:58:00.695
6 -	1:22.708	0.978	67.46	09:59:23.403
7 -	1:22.318 (3)	0.588	67.78	10:00:45.721
8 -	1:21.730 (1)		68.27	10:02:07.451
9 -	1:22.059 (2)	0.329	68.00	10:03:29.510
10 -	1:25.378	3.648	65.35	10:04:54.888

P10 26 Drew FLETCHER				
LAP	LAP TIME	DIFF	MPH	TIME OF DAY
1 -	1:36.079	14.005	58.07	09:52:22.962
2 -	1:22.663	0.589	67.50	09:53:45.625
3 -	1:22.592 (3)	0.518	67.56	09:55:08.217
4 -	1:22.751	0.677	67.43	09:56:30.968
5 -	1:22.074 (1)		67.98	09:57:53.042
6 -	1:22.368 (2)	0.294	67.74	09:59:15.410
7 -	1:22.858	0.784	67.34	10:00:38.268
8 -	1:23.778	1.704	66.60	10:02:02.046
9 -	1:23.157	1.083	67.10	10:03:25.203
10 -	1:23.445	1.371	66.87	10:04:48.648

Miata Trophy

QUALIFYING - RACE 3 - LAP ANALYSIS

DIFF = Difference To Personal Best Lap

P11 4 Nicholas STOTT				
LAP	LAP TIME	DIFF	MPH	TIME OF DAY
1 -	1:36.434	14.070	57.86	09:52:25.562
2 -	1:36.969	14.605	57.54	09:54:02.531
3 -	1:22.657	0.293	67.50	09:55:25.188
4 -	1:22.364 (1)		67.74	09:56:47.552
5 -	1:22.753	0.389	67.43	09:58:10.305
6 -	1:22.565 (3)	0.201	67.58	09:59:32.870
7 -	1:22.521 (2)	0.157	67.61	10:00:55.391
8 -	1:22.566	0.202	67.58	10:02:17.957
9 -	1:22.686	0.322	67.48	10:03:40.643
10 -	1:23.081	0.717	67.16	10:05:03.724

P12 121 Gary SMITH				
LAP	LAP TIME	DIFF	MPH	TIME OF DAY
1 -	1:38.818	15.175	56.46	09:52:32.491
2 -	1:25.729	2.086	65.08	09:53:58.220
3 -	1:25.038	1.395	65.61	09:55:23.258
4 -	1:25.820	2.177	65.02	09:56:49.078
5 -	1:24.806	1.163	65.79	09:58:13.884
6 -	1:25.154	1.511	65.52	09:59:39.038
7 -	1:25.156	1.513	65.52	10:01:04.194
8 -	1:24.183 (3)	0.540	66.28	10:02:28.377
9 -	1:23.643 (1)		66.71	10:03:52.020
10 -	1:24.029 (2)	0.386	66.40	10:05:16.049

P13 25 Rich COOPER				
LAP	LAP TIME	DIFF	MPH	TIME OF DAY
1 -	1:44.175	20.476	53.56	09:52:22.727
2 -	1:26.152	2.453	64.76	09:53:48.879
3 -	1:24.859	1.160	65.75	09:55:13.738
4 -	1:25.095	1.396	65.57	09:56:38.833
5 -	1:24.573	0.874	65.97	09:58:03.406
6 -	1:24.563 (3)	0.864	65.98	09:59:27.969
7 -	1:24.720	1.021	65.86	10:00:52.689
8 -	1:24.536 (2)	0.837	66.00	10:02:17.225
9 -	1:24.968	1.269	65.67	10:03:42.193
10 -	1:23.699 (1)		66.66	10:05:05.892

P14 40 Raymond WORLEY				
LAP	LAP TIME	DIFF	MPH	TIME OF DAY
1 -	1:57.538	33.603	47.47	09:52:08.102
2 -	1:24.408 (3)	0.473	66.10	09:53:32.510
3 -	1:23.935 (1)		66.48	09:54:56.445
4 -	1:24.074 (2)	0.139	66.37	09:56:20.519
5 -	1:25.953	2.018	64.91	09:57:46.472
6 -	1:24.953	1.018	65.68	09:59:11.425
7 -	1:24.984	1.049	65.65	10:00:36.409
8 -	1:25.191	1.256	65.50	10:02:01.600
9 -	1:25.739	1.804	65.08	10:03:27.339
10 -	1:25.030	1.095	65.62	10:04:52.369

P15 94 Liam COCHRANE				
LAP	LAP TIME	DIFF	MPH	TIME OF DAY
1 -	2:06.438	40.580	44.13	09:52:14.223
2 -	1:27.171	1.313	64.01	09:53:41.394
3 -	1:25.858 (1)		64.99	09:55:07.252
4 -	1:26.027 (2)	0.169	64.86	09:56:33.279
5 -	1:27.319	1.461	63.90	09:58:00.598
6 -	1:26.758	0.900	64.31	09:59:27.356

DIFF = Difference To Personal Best Lap

7 -	1:26.771	0.913	64.30	10:00:54.127
8 -	1:26.638	0.780	64.40	10:02:20.765
9 -	1:26.435	0.577	64.55	10:03:47.200
10 -	1:26.145 (3)	0.287	64.77	10:05:13.345

P16 20 Judy WORLEY				
LAP	LAP TIME	DIFF	MPH	TIME OF DAY
1 -	2:04.976	33.905	44.64	09:52:18.773
2 -	1:35.886	4.815	58.19	09:53:54.659
3 -	1:33.410	2.339	59.73	09:55:28.069
4 -	1:33.068	1.997	59.95	09:57:01.137
5 -	1:33.339	2.268	59.78	09:58:34.476
6 -	1:32.521	1.450	60.31	10:00:06.997
7 -	1:31.965 (3)	0.894	60.67	10:01:38.962
8 -	1:31.071 (1)		61.27	10:03:10.033
9 -	1:32.536	1.465	60.30	10:04:42.569
10 -	1:31.163 (2)	0.092	61.20	10:06:13.732

Miata Trophy

QUALIFYING - RACE 3 - STATISTICS

Competitors Started 16
Planned Start 2023-05-20 @ 09:55:00.000
Actual Start 2023-05-20 @ 09:49:50.453
Finish Time 2023-05-20 @ 10:04:51.252
Track Length 1.5500mi.
Total Laps 153
Total Distance Covered 237.1515mi.

Session Fastest Lap History

NO	CL	NAME	LAP TIME	TIME OF DAY	LAP	VEHICLE
6	G	Brian CHANDLER	1:46.553	09:52:05.491	1	Mazda MX5
6	G	Brian CHANDLER	1:20.413	09:53:25.903	2	Mazda MX5
5	NC	John LANGRIDGE	1:20.167	09:54:50.847	3	Miller Motorsport

Flag History

TYPE	TIME OF DAY
GREEN	09:49:50.453
FINISH	10:04:51.252

Flag Statistics

TYPE	COUNT	TOTAL LAPS	TOTAL TIME
Green	1	11	17:19.858
Red	0	0	0.000
Safety Car	0	0	0.000
FCY	0	0	0.000

Miata Trophy

QUALIFYING - RACE 3 - STATISTICS

CLASS : NC

14 Starters

Fastest Lap History

NO	NAME	LAP TIME	TIME OF DAY	LAP	VEHICLE
195	Jack SYCAMORE	1:21.448	09:53:28.601	2	KEW Technology
5	John LANGRIDGE	1:20.634	09:53:30.681	2	Miller Motorsport
5	John LANGRIDGE	1:20.167	09:54:50.847	3	Miller Motorsport

Miata Trophy

QUALIFYING - RACE 3 - STATISTICS

CLASS : NA

1 Starters

Fastest Lap History

NO	NAME	LAP TIME	TIME OF DAY	LAP	VEHICLE
94	Liam COCHRANE	1:27.171	09:53:41.424	2	Turner Property Services Racing
94	Liam COCHRANE	1:25.858	09:55:07.281	3	Turner Property Services Racing

Miata Trophy

QUALIFYING - RACE 3 - STATISTICS

CLASS : G

1 Starters

Fastest Lap History

NO	NAME	LAP TIME	TIME OF DAY	LAP	VEHICLE
6	Brian CHANDLER	1:46.553	09:52:05.491	1	Mazda MX5
6	Brian CHANDLER	1:20.413	09:53:25.903	2	Mazda MX5

Miata Trophy

SUPERPOLE - CLASSIFICATION

POS	NO	CL	PIC NAME	ENTRY	TIME	ON	LAPS	GAP	DIFF	MPH
1	5	NC	1 John LANGRIDGE	Miller Motorsport	1:19.800	1	1			69.92
2	12	NC	2 Declan LEE	Hills Motorsport	1:20.346	1	1	0.546	0.546	69.45
3	195	NC	3 Jack SYCAMORE	KEW Technology	1:20.937	1	1	1.137	0.591	68.94
4	55	NC	4 Simon FLEET	Jiffy Winks	1:20.951	1	1	1.151	0.014	68.93
5	73	NC	5 Daniel PARRANS-SMITH	Boreham Motorsport	1:21.593	1	1	1.793	0.642	68.38
6	94	NA	1 Liam COCHRANE	Turner Property Services Racing	1:25.829	1	1	6.029	4.236	65.01

Weather / Track : Bright / Dry

These results are provisional until the conclusion of any judicial and technical matters.

Anglesey Coastal: 1.5500 miles

Date: 20/05/2023 Start: 10:35 Finish: 10:37

Clerk Of Course : Ian Denyer

Stewards :

Timekeeper : Nick Palmer

Miata Trophy

SUPERPOLE - LAP ANALYSIS

DIFF = Difference To Personal Best Lap

P1 5 John LANGRIDGE				
LAP	LAP TIME	DIFF	MPH	TIME OF DAY

1 - 1:19.800 (1) 69.92 10:38:21.626

P2 12 Declan LEE				
LAP	LAP TIME	DIFF	MPH	TIME OF DAY

1 - 1:20.346 (1) 69.45 10:38:03.979

P3 195 Jack SYCAMORE				
LAP	LAP TIME	DIFF	MPH	TIME OF DAY

1 - 1:20.937 (1) 68.94 10:38:12.137

P4 55 Simon FLEET				
LAP	LAP TIME	DIFF	MPH	TIME OF DAY

1 - 1:20.951 (1) 68.93 10:37:42.798

P5 73 Daniel PARRANS-SMITH				
LAP	LAP TIME	DIFF	MPH	TIME OF DAY

1 - 1:21.593 (1) 68.38 10:37:52.895

P6 94 Liam COCHRANE				
LAP	LAP TIME	DIFF	MPH	TIME OF DAY

1 - 1:25.829 (1) 65.01 10:38:44.761

Miata Trophy

SUPERPOLE - STATISTICS

Competitors Started 6
Planned Start 2023-05-20 @ 10:50:00.000
Actual Start 2023-05-20 @ 10:35:02.003
Finish Time 2023-05-20 @ 10:37:42.797
Track Length 1.5500mi.
Total Laps 6
Total Distance Covered 9.3000mi.

Session Fastest Lap History

NO	CL	NAME	LAP TIME	TIME OF DAY	LAP	VEHICLE
55	NC	Simon FLEET	1:20.951	10:37:42.823	1	Jiffy Winks
12	NC	Declan LEE	1:20.346	10:38:04.009	1	Hills Motorsport
5	NC	John LANGRIDGE	1:19.800	10:38:21.659	1	Miller Motorsport

Flag History

TYPE	TIME OF DAY
GREEN	10:35:02.003
FINISH	10:37:42.797

Flag Statistics

TYPE	COUNT	TOTAL LAPS	TOTAL TIME
Green	1	1	4:40.492
Red	0	0	0.000
Safety Car	0	0	0.000
FCY	0	0	0.000

Miata Trophy

SUPERPOLE - STATISTICS

CLASS : NC

5 Starters

Fastest Lap History

NO	NAME	LAP TIME	TIME OF DAY	LAP	VEHICLE
55	Simon FLEET	1:20.951	10:37:42.823	1	Jiffy Winks
12	Declan LEE	1:20.346	10:38:04.009	1	Hills Motorsport
5	John LANGRIDGE	1:19.800	10:38:21.659	1	Miller Motorsport

Miata Trophy

SUPERPOLE - STATISTICS

CLASS : NA

1 Starters


Fastest Lap History

NO	NAME	LAP TIME	TIME OF DAY	LAP	VEHICLE
94	Liam COCHRANE	1:25.829	10:38:44.792	1	Turner Property Services Racing

Miata Trophy

RACE 3 - GRID (20 minutes)

ROW 9	18	6 Brian CHANDLER	17	94 Liam COCHRANE
ROW 8				
ROW 7	14	20 Judy WORLEY	13	40 Raymond WORLEY
ROW 6	12	25 Rich COOPER	11	121 Gary SMITH
ROW 5	10	4 Nicholas STOTT	9	26 Drew FLETCHER
ROW 4	8	101 Alex WILKINSON-HUGHES	7	70 Xavier BROOKE
ROW 3	6	7 Alex MILLER	5	73 Daniel PARRANS-SMITH
ROW 2	4	55 Simon FLEET	3	195 Jack SYCAMORE
ROW 1	2	12 Declan LEE	1	5 John LANGRIDGE
				Pole



Anglesey Coastal: 1.5500 miles

These results are provisional until the conclusion of any judicial and technical matters.

Clerk Of Course : Ian Denyer

Stewards :

Timekeeper : Nick Palmer

Miata Trophy

RACE 3 - CLASSIFICATION

POS	NO	CL	PIC NAME	ENTRY	LAPS	TIME	GAP	DIFF	MPH	BEST	ON
1	12	NC	1 Declan LEE	Hills Motorsport	15	20:31.487			67.96	1:20.265	2
2	5	NC	2 John LANGRIDGE	Miller Motorsport	15	20:31.612	0.125	0.125	67.96	1:20.814	3
3	195	NC	3 Jack SYCAMORE	KEW Technology	15	20:33.041	1.554	1.429	67.88	1:21.047	3
4	73	NC	4 Daniel PARRANS-SMITH	Boreham Motorsport	15	20:36.082	4.595	3.041	67.71	1:20.941	3
5	7	NC	5 Alex MILLER	Miller Motorsport	15	20:43.205	11.718	7.123	67.32	1:21.823	6
6	4	NC	6 Nicholas STOTT	Hills Motorsport	15	20:45.733	14.246	2.528	67.18	1:21.817	2
7	55	NC	7 Simon FLEET	Jiffy Winks	15	20:46.014	14.527	0.281	67.17	1:21.282	2
8	70	NC	8 Xavier BROOKE	Xavier Brooke	15	20:46.342	14.855	0.328	67.15	1:21.800	11
9	101	NC	9 Alex WILKINSON-HUGHES	AWH Yeah Racing	15	20:47.077	15.590	0.735	67.11	1:22.142	2
10	121	NC	10 Gary SMITH	On the spot racing	15	21:05.102	33.615	18.025	66.16	1:23.042	6
11	26	NC	11 Drew FLETCHER	Hills Motorsport	15	21:05.998	34.511	0.896	66.11	1:22.232	2
12	40	NC	12 Raymond WORLEY	Boreham Motorsport	15	21:07.105	35.618	1.107	66.05	1:22.977	6
13	25	NC	13 Rich COOPER	RC Graphix Racing	15	21:07.716	36.229	0.611	66.02	1:23.356	6
14	94	NA	1 Liam COCHRANE	Turner Property Services Racing	15	21:43.678	1:12.191	35.962	64.20	1:26.217	2
15	20	NC	14 Judy WORLEY	Boreham Motorsport #20	14	21:46.289	1 Lap	1 Lap	59.80	1:30.934	13

NOT STARTED

NS 6 G Brian CHANDLER

Mazda MX5

FASTEST LAP

12	NC	Declan LEE	Hills Motorsport	2	1:20.265	69.52 mph	111.88 kph
94	NA	Liam COCHRANE	Turner Property Services Racing	2	1:26.217	64.72 mph	104.15 kph

Weather / Track : Sunny / Dry

These results are provisional until the conclusion of any judicial and technical matters.

Race Distance: 15 Laps / 23.25 miles

Anglesey Coastal: 1.5500 miles

Date: 20/05/2023 Start: 12:49 Finish: 13:10

Clerk Of Course : Ian Denyer

Stewards :

Timekeeper : Nick Palmer

Miata Trophy

RACE 3 - LAP CHART

LAP 1 @ 12:51:22.909			LAP 2 @ 12:52:43.778			LAP 3 @ 12:54:04.510			LAP 4 @ 12:55:25.631			LAP 5 @ 12:56:46.672		
NO	BEHIND	LAP TIME	NO	BEHIND	LAP TIME	NO	BEHIND	LAP TIME	NO	BEHIND	LAP TIME	NO	BEHIND	LAP TIME
5		1:25.068	12		1:20.265	12		1:20.732	12		1:21.121	12		1:21.041
12	0.604	1:25.672	5	0.340	1:21.209	5	0.422	1:20.814	5	0.423	1:21.122	5	0.618	1:21.236
55	1.054	1:26.122	55	1.467	1:21.282	195	2.092	1:21.047	195	2.425	1:21.454	195	3.127	1:21.743
195	1.361	1:26.429	195	1.777	1:21.285	55	2.699	1:21.964	55	4.573	1:22.995	55	6.341	1:22.809
7	1.828	1:26.896	7	3.315	1:22.356	73	3.776	1:20.941	73	4.718	1:22.063	73	6.820	1:23.143
73	2.051	1:27.119	73	3.567	1:22.385	7	4.793	1:22.210	7	5.754	1:22.082	7	7.299	1:22.586
70	2.663	1:27.731	70	3.598	1:21.804	4	6.144	1:22.353	4	7.082	1:22.059	4	8.291	1:22.250
4	3.575	1:28.643	4	4.523	1:21.817	101	7.719	1:23.116	70	9.121	1:22.125	70	10.641	1:22.561
101	4.062	1:29.130	101	5.335	1:22.142	70	8.117	1:25.251	101	9.452	1:22.854	101	10.983	1:22.572
26	4.447	1:29.515	26	5.810	1:22.232	25	10.992	1:23.951	25	13.263	1:23.392	25	15.734	1:23.512
25	5.264	1:30.332	25	7.773	1:23.378	121	11.398	1:23.974	121	13.692	1:23.415	121	16.562	1:23.911
121	5.530	1:30.598	121	8.156	1:23.495	40	11.847	1:23.996	40	14.263	1:23.537	40	17.393	1:24.171
40	5.969	1:31.037	40	8.583	1:23.483	26	16.709	1:31.631	26	18.324	1:22.736	26	20.070	1:22.787
94	6.871	1:31.939	94	12.219	1:26.217	94	18.035	1:26.548	94	23.767	1:26.853	94	29.132	1:26.406
20	13.258	1:38.326	20	25.526	1:33.137	20	38.021	1:33.227	20	49.847	1:32.947	20	1:00.804	1:31.998

Miata Trophy

RACE 3 - LAP CHART

LAP 6 @ 12:58:07.855			LAP 7 @ 12:59:29.084			LAP 8 @ 13:00:50.363			LAP 9 @ 13:02:12.093			LAP 10 @ 13:03:34.167		
NO	BEHIND	LAP TIME	NO	BEHIND	LAP TIME	NO	BEHIND	LAP TIME	NO	BEHIND	LAP TIME	NO	BEHIND	LAP TIME
12		1:21.183	12		1:21.229	12		1:21.279	12		1:21.730	12		1:22.074
5	0.643	1:21.208	5	0.468	1:21.054	5	0.479	1:21.290	5	0.228	1:21.479	5	0.422	1:22.268
195	3.583	1:21.639	195	4.100	1:21.746	20	1 Lap	1:33.554	195	5.358	1:22.591	195	5.535	1:22.251
55	7.176	1:22.018	73	8.688	1:22.583	195	4.497	1:21.676	73	9.434	1:21.919	73	9.289	1:21.929
73	7.334	1:21.697	7	9.357	1:22.647	73	9.245	1:21.836	7	11.899	1:23.300	7	12.459	1:22.634
7	7.939	1:21.823	55	9.702	1:23.755	7	10.329	1:22.251	4	13.290	1:22.738	4	13.734	1:22.518
4	9.214	1:22.106	4	10.497	1:22.512	4	12.282	1:23.064	55	14.436	1:23.416	55	14.623	1:22.261
70	12.652	1:23.194	70	13.962	1:22.539	55	12.750	1:24.327	70	16.225	1:22.509	70	16.859	1:22.708
101	13.164	1:23.364	101	14.563	1:22.628	70	15.446	1:22.763	20	1 Lap	1:34.996	101	17.242	1:22.761
25	17.907	1:23.356	121	20.532	1:23.340	101	15.736	1:22.452	101	16.555	1:22.549	20	1 Lap	1:32.727
121	18.421	1:23.042	25	21.440	1:24.762	121	23.073	1:23.820	121	25.075	1:23.732	121	27.349	1:24.348
40	19.187	1:22.977	40	21.786	1:23.828	25	23.919	1:23.758	25	25.641	1:23.452	25	28.005	1:24.438
26	21.779	1:22.892	26	24.052	1:23.502	40	24.431	1:23.924	40	26.205	1:23.504	40	28.764	1:24.633
94	34.387	1:26.438	94	39.760	1:26.602	26	26.006	1:23.233	26	27.228	1:22.952	26	29.133	1:23.979
20	1:12.111	1:32.490				94	45.142	1:26.661	94	49.847	1:26.435	94	54.191	1:26.418

Miata Trophy

RACE 3 - LAP CHART

LAP 11 @ 13:04:56.122			LAP 12 @ 13:06:19.121			LAP 13 @ 13:07:42.290			LAP 14 @ 13:09:06.233			LAP 15 @ 13:10:29.328		
NO	BEHIND	LAP TIME	NO	BEHIND	LAP TIME	NO	BEHIND	LAP TIME	NO	BEHIND	LAP TIME	NO	BEHIND	LAP TIME
12		1:21.955	12		1:22.999	12		1:23.169	12		1:23.943	12		1:23.095
5	0.247	1:21.780	5	0.342	1:23.094	5	0.104	1:22.931	5	0.329	1:24.168	5	0.125	1:22.891
195	5.626	1:22.046	195	5.467	1:22.840	195	4.289	1:21.991	195	2.524	1:22.178	195	1.554	1:22.125
73	9.345	1:22.011	73	8.326	1:21.980	73	7.503	1:22.346	73	5.569	1:22.009	73	4.595	1:22.121
7	13.443	1:22.939	7	13.185	1:22.741	7	12.959	1:22.943	7	11.875	1:22.859	7	11.718	1:22.938
4	14.837	1:23.058	4	14.659	1:22.821	4	14.503	1:23.013	4	13.678	1:23.118	4	14.246	1:23.663
55	15.624	1:22.956	55	15.396	1:22.771	55	15.005	1:22.778	55	14.122	1:23.060	55	14.527	1:23.500
70	16.704	1:21.800	70	16.072	1:22.367	70	15.670	1:22.767	70	14.653	1:22.926	70	14.855	1:23.297
101	17.698	1:22.411	101	17.706	1:23.007	101	17.334	1:22.797	101	16.255	1:22.864	101	15.590	1:22.430
121	29.610	1:24.216	121	31.115	1:24.504	121	32.189	1:24.243	121	32.397	1:24.151	121	33.615	1:24.313
25	30.510	1:24.460	25	31.616	1:24.105	25	32.531	1:24.084	25	33.085	1:24.497	26	34.511	1:24.183
26	31.667	1:24.489	26	33.083	1:24.415	26	33.537	1:23.623	26	33.423	1:23.829	40	35.618	1:24.132
40	31.797	1:24.988	40	33.760	1:24.962	40	35.099	1:24.508	40	34.581	1:23.425	25	36.229	1:26.239
20	1 Lap	1:34.652	20	1 Lap	1:33.088	20	1 Lap	1:32.652	20	1 Lap	1:30.934	94	1:12.191	1:27.135
94	58.601	1:26.365	94	1:01.944	1:26.342	94	1:05.107	1:26.332	94	1:08.151	1:26.987	20	1 Lap	1:31.561

Miata Trophy

RACE 3 - POSITION CHART

No	Name	Lap Pos	1	2	3	4	5	6	7	8	9	10	11	12	13	14	15
			5	LANGRIDGE	1	5	12	12	12	12	12	12	12	12	12	12	12
12	LEE	2	12	5	5	5	5	5	5	5	5	5	5	5	5	5	5
195	SYCAMORE	3	55	55	195	195	195	195	195	195	195	195	195	195	195	195	195
55	FLEET	4	195	195	55	55	55	55	73	73	73	73	73	73	73	73	73
73	PARRANS-SMITH	5	7	7	73	73	73	73	7	7	7	7	7	7	7	7	7
7	MILLER	6	73	73	7	7	7	7	55	4	4	4	4	4	4	4	4
70	BROOKE	7	70	70	4	4	4	4	4	55	55	55	55	55	55	55	55
101	WILKINSON-HUGHES	8	4	4	101	70	70	70	70	70	70	70	70	70	70	70	70
26	FLETCHER	9	101	101	70	101	101	101	101	101	101	101	101	101	101	101	101
4	STOTT	10	26	26	25	25	25	25	121	121	121	121	121	121	121	121	121
121	SMITH	11	25	25	121	121	121	121	25	25	25	25	25	25	25	25	26
25	COOPER	12	121	121	40	40	40	40	40	40	40	40	26	26	26	26	40
40	WORLEY	13	40	40	26	26	26	26	26	26	26	26	40	40	40	40	25
20	WORLEY	14	94	94	94	94	94	94	94	94	94	94	94	94	94	94	94
94	COCHRANE	15	20	20	20	20	20	20	20	20	20	20	20	20	20	20	20
6	CHANDLER	16															

Miata Trophy

RACE 3 - LAP ANALYSIS

DIFF = Difference To Personal Best Lap

P1 12 Declan LEE				
LAP	LAP TIME	DIFF	MPH	TIME OF DAY
1 -	1:25.672	5.407	65.13	12:51:23.513
2 -	1:20.265 (1)		69.52	12:52:43.778
3 -	1:20.732 (2)	0.467	69.11	12:54:04.510
4 -	1:21.121	0.856	68.78	12:55:25.631
5 -	1:21.041 (3)	0.776	68.85	12:56:46.672
6 -	1:21.183	0.918	68.73	12:58:07.855
7 -	1:21.229	0.964	68.69	12:59:29.084
8 -	1:21.279	1.014	68.65	13:00:50.363
9 -	1:21.730	1.465	68.27	13:02:12.093
10 -	1:22.074	1.809	67.98	13:03:34.167
11 -	1:21.955	1.690	68.08	13:04:56.122
12 -	1:22.999	2.734	67.23	13:06:19.121
13 -	1:23.169	2.904	67.09	13:07:42.290
14 -	1:23.943	3.678	66.47	13:09:06.233
15 -	1:23.095	2.830	67.15	13:10:29.328

P2 5 John LANGRIDGE				
LAP	LAP TIME	DIFF	MPH	TIME OF DAY
1 -	1:25.068	4.254	65.59	12:51:22.909
2 -	1:21.209	0.395	68.71	12:52:44.118
3 -	1:20.814 (1)		69.04	12:54:04.932
4 -	1:21.122 (3)	0.308	68.78	12:55:26.054
5 -	1:21.236	0.422	68.68	12:56:47.290
6 -	1:21.208	0.394	68.71	12:58:08.498
7 -	1:21.054 (2)	0.240	68.84	12:59:29.552
8 -	1:21.290	0.476	68.64	13:00:50.842
9 -	1:21.479	0.665	68.48	13:02:12.321
10 -	1:22.268	1.454	67.82	13:03:34.589
11 -	1:21.780	0.966	68.23	13:04:56.369
12 -	1:23.094	2.280	67.15	13:06:19.463
13 -	1:22.931	2.117	67.28	13:07:42.394
14 -	1:24.168	3.354	66.29	13:09:06.562
15 -	1:22.891	2.077	67.31	13:10:29.453

P3 195 Jack SYCAMORE				
LAP	LAP TIME	DIFF	MPH	TIME OF DAY
1 -	1:26.429	5.382	64.56	12:51:24.270
2 -	1:21.285 (2)	0.238	68.64	12:52:45.555
3 -	1:21.047 (1)		68.84	12:54:06.602
4 -	1:21.454 (3)	0.407	68.50	12:55:28.056
5 -	1:21.743	0.696	68.26	12:56:49.799
6 -	1:21.639	0.592	68.35	12:58:11.438
7 -	1:21.746	0.699	68.26	12:59:33.184
8 -	1:21.676	0.629	68.31	13:00:54.860
9 -	1:22.591	1.544	67.56	13:02:17.451
10 -	1:22.251	1.204	67.84	13:03:39.702
11 -	1:22.046	0.999	68.01	13:05:01.748
12 -	1:22.840	1.793	67.35	13:06:24.588
13 -	1:21.991	0.944	68.05	13:07:46.579
14 -	1:22.178	1.131	67.90	13:09:08.757
15 -	1:22.125	1.078	67.94	13:10:30.882

P4 73 Daniel PARRANS-SMITH				
LAP	LAP TIME	DIFF	MPH	TIME OF DAY
1 -	1:27.119	6.178	64.05	12:51:24.960
2 -	1:22.385	1.444	67.73	12:52:47.345
3 -	1:20.941 (1)		68.93	12:54:08.286
4 -	1:22.063	1.122	67.99	12:55:30.349
5 -	1:23.143	2.202	67.11	12:56:53.492
6 -	1:21.697 (2)	0.756	68.30	12:58:15.189

DIFF = Difference To Personal Best Lap

7 -	1:22.583	1.642	67.56	12:59:37.772
8 -	1:21.836 (3)	0.895	68.18	13:00:59.608
9 -	1:21.919	0.978	68.11	13:02:21.527
10 -	1:21.929	0.988	68.10	13:03:43.456
11 -	1:22.011	1.070	68.04	13:05:05.467
12 -	1:21.980	1.039	68.06	13:06:27.447
13 -	1:22.346	1.405	67.76	13:07:49.793
14 -	1:22.009	1.068	68.04	13:09:11.802
15 -	1:22.121	1.180	67.94	13:10:33.923

P5 7 Alex MILLER				
LAP	LAP TIME	DIFF	MPH	TIME OF DAY
1 -	1:26.896	5.073	64.21	12:51:24.737
2 -	1:22.356	0.533	67.75	12:52:47.093
3 -	1:22.210 (3)	0.387	67.87	12:54:09.303
4 -	1:22.082 (2)	0.259	67.98	12:55:31.385
5 -	1:22.586	0.763	67.56	12:56:53.971
6 -	1:21.823 (1)		68.19	12:58:15.794
7 -	1:22.647	0.824	67.51	12:59:38.441
8 -	1:22.251	0.428	67.84	13:01:00.692
9 -	1:23.300	1.477	66.98	13:02:23.992
10 -	1:22.634	0.811	67.52	13:03:46.626
11 -	1:22.939	1.116	67.27	13:05:09.565
12 -	1:22.741	0.918	67.43	13:06:32.306
13 -	1:22.943	1.120	67.27	13:07:55.249
14 -	1:22.859	1.036	67.34	13:09:18.108
15 -	1:22.938	1.115	67.27	13:10:41.046

P6 4 Nicholas STOTT				
LAP	LAP TIME	DIFF	MPH	TIME OF DAY
1 -	1:28.643	6.826	62.94	12:51:26.484
2 -	1:21.817 (1)		68.20	12:52:48.301
3 -	1:22.353	0.536	67.75	12:54:10.654
4 -	1:22.059 (2)	0.242	68.00	12:55:32.713
5 -	1:22.250	0.433	67.84	12:56:54.963
6 -	1:22.106 (3)	0.289	67.96	12:58:17.069
7 -	1:22.512	0.695	67.62	12:59:39.581
8 -	1:23.064	1.247	67.17	13:01:02.645
9 -	1:22.738	0.921	67.44	13:02:25.383
10 -	1:22.518	0.701	67.62	13:03:47.901
11 -	1:23.058	1.241	67.18	13:05:10.959
12 -	1:22.821	1.004	67.37	13:06:33.780
13 -	1:23.013	1.196	67.21	13:07:56.793
14 -	1:23.118	1.301	67.13	13:09:19.911
15 -	1:23.663	1.846	66.69	13:10:43.574

P7 55 Simon FLEET				
LAP	LAP TIME	DIFF	MPH	TIME OF DAY
1 -	1:26.122	4.840	64.79	12:51:23.963
2 -	1:21.282 (1)		68.65	12:52:45.245
3 -	1:21.964 (2)	0.682	68.07	12:54:07.209
4 -	1:22.995	1.713	67.23	12:55:30.204
5 -	1:22.809	1.527	67.38	12:56:53.013
6 -	1:22.018 (3)	0.736	68.03	12:58:15.031
7 -	1:23.755	2.473	66.62	12:59:38.786
8 -	1:24.327	3.045	66.17	13:01:03.113
9 -	1:23.416	2.134	66.89	13:02:26.529
10 -	1:22.261	0.979	67.83	13:03:48.790
11 -	1:22.956	1.674	67.26	13:05:11.746
12 -	1:22.771	1.489	67.41	13:06:34.517
13 -	1:22.778	1.496	67.40	13:07:57.295
14 -	1:23.060	1.778	67.18	13:09:20.355
15 -	1:23.500	2.218	66.82	13:10:43.855

Miata Trophy

RACE 3 - LAP ANALYSIS

DIFF = Difference To Personal Best Lap

P8 70 Xavier BROOKE				
LAP	LAP TIME	DIFF	MPH	TIME OF DAY
1 -	1:27.731	5.931	63.60	12:51:25.572
2 -	1:21.804 (2)	0.004	68.21	12:52:47.376
3 -	1:25.251	3.451	65.45	12:54:12.627
4 -	1:22.125 (3)	0.325	67.94	12:55:34.752
5 -	1:22.561	0.761	67.58	12:56:57.313
6 -	1:23.194	1.394	67.07	12:58:20.507
7 -	1:22.539	0.739	67.60	12:59:43.046
8 -	1:22.763	0.963	67.42	13:01:05.809
9 -	1:22.509	0.709	67.62	13:02:28.318
10 -	1:22.708	0.908	67.46	13:03:51.026
11 -	1:21.800 (1)		68.21	13:05:12.826
12 -	1:22.367	0.567	67.74	13:06:35.193
13 -	1:22.767	0.967	67.41	13:07:57.960
14 -	1:22.926	1.126	67.28	13:09:20.886
15 -	1:23.297	1.497	66.98	13:10:44.183

P9 101 Alex WILKINSON-HUGHES				
LAP	LAP TIME	DIFF	MPH	TIME OF DAY
1 -	1:29.130	6.988	62.60	12:51:26.971
2 -	1:22.142 (1)		67.93	12:52:49.113
3 -	1:23.116	0.974	67.13	12:54:12.229
4 -	1:22.854	0.712	67.34	12:55:35.083
5 -	1:22.572	0.430	67.57	12:56:57.655
6 -	1:23.364	1.222	66.93	12:58:21.019
7 -	1:22.628	0.486	67.53	12:59:43.647
8 -	1:22.452	0.310	67.67	13:01:06.099
9 -	1:22.549	0.407	67.59	13:02:28.648
10 -	1:22.761	0.619	67.42	13:03:51.409
11 -	1:22.411 (2)	0.269	67.70	13:05:13.820
12 -	1:23.007	0.865	67.22	13:06:36.827
13 -	1:22.797	0.655	67.39	13:07:59.624
14 -	1:22.864	0.722	67.33	13:09:22.488
15 -	1:22.430 (3)	0.288	67.69	13:10:44.918

P10 121 Gary SMITH				
LAP	LAP TIME	DIFF	MPH	TIME OF DAY
1 -	1:30.598	7.556	61.59	12:51:28.439
2 -	1:23.495	0.453	66.83	12:52:51.934
3 -	1:23.974	0.932	66.44	12:54:15.908
4 -	1:23.415 (3)	0.373	66.89	12:55:39.323
5 -	1:23.911	0.869	66.49	12:57:03.234
6 -	1:23.042 (1)		67.19	12:58:26.276
7 -	1:23.340 (2)	0.298	66.95	12:59:49.616
8 -	1:23.820	0.778	66.57	13:01:13.436
9 -	1:23.732	0.690	66.64	13:02:37.168
10 -	1:24.348	1.306	66.15	13:04:01.516
11 -	1:24.216	1.174	66.25	13:05:25.732
12 -	1:24.504	1.462	66.03	13:06:50.236
13 -	1:24.243	1.201	66.23	13:08:14.479
14 -	1:24.151	1.109	66.30	13:09:38.630
15 -	1:24.313	1.271	66.18	13:11:02.943

P11 26 Drew FLETCHER				
LAP	LAP TIME	DIFF	MPH	TIME OF DAY
1 -	1:29.515	7.283	62.33	12:51:27.356
2 -	1:22.232 (1)		67.85	12:52:49.588
3 -	1:31.631	9.399	60.89	12:54:21.219
4 -	1:22.736 (2)	0.504	67.44	12:55:43.955
5 -	1:22.787 (3)	0.555	67.40	12:57:06.742
6 -	1:22.892	0.660	67.31	12:58:29.634

DIFF = Difference To Personal Best Lap

7 -	1:23.502	1.270	66.82	12:59:53.136
8 -	1:23.233	1.001	67.04	13:01:16.369
9 -	1:22.952	0.720	67.26	13:02:39.321
10 -	1:23.979	1.747	66.44	13:04:03.300
11 -	1:24.489	2.257	66.04	13:05:27.789
12 -	1:24.415	2.183	66.10	13:06:52.204
13 -	1:23.623	1.391	66.72	13:08:15.827
14 -	1:23.829	1.597	66.56	13:09:39.656
15 -	1:24.183	1.951	66.28	13:11:03.839

P12 40 Raymond WORLEY				
LAP	LAP TIME	DIFF	MPH	TIME OF DAY
1 -	1:31.037	8.060	61.29	12:51:28.878
2 -	1:23.483 (3)	0.506	66.84	12:52:52.361
3 -	1:23.996	1.019	66.43	12:54:16.357
4 -	1:23.537	0.560	66.79	12:55:39.894
5 -	1:24.171	1.194	66.29	12:57:04.065
6 -	1:22.977 (1)		67.24	12:58:27.042
7 -	1:23.828	0.851	66.56	12:59:50.870
8 -	1:23.924	0.947	66.48	13:01:14.794
9 -	1:23.504	0.527	66.82	13:02:38.298
10 -	1:24.633	1.656	65.93	13:04:02.931
11 -	1:24.988	2.011	65.65	13:05:27.919
12 -	1:24.962	1.985	65.67	13:06:52.881
13 -	1:24.508	1.531	66.02	13:08:17.389
14 -	1:23.425 (2)	0.448	66.88	13:09:40.814
15 -	1:24.132	1.155	66.32	13:11:04.946

P13 25 Rich COOPER				
LAP	LAP TIME	DIFF	MPH	TIME OF DAY
1 -	1:30.332	6.976	61.77	12:51:28.173
2 -	1:23.378 (2)	0.022	66.92	12:52:51.551
3 -	1:23.951	0.595	66.46	12:54:15.502
4 -	1:23.392 (3)	0.036	66.91	12:55:38.894
5 -	1:23.512	0.156	66.81	12:57:02.406
6 -	1:23.356 (1)		66.94	12:58:25.762
7 -	1:24.762	1.406	65.83	12:59:50.524
8 -	1:23.758	0.402	66.62	13:01:14.282
9 -	1:23.452	0.096	66.86	13:02:37.734
10 -	1:24.438	1.082	66.08	13:04:02.172
11 -	1:24.460	1.104	66.06	13:05:26.632
12 -	1:24.105	0.749	66.34	13:06:50.737
13 -	1:24.084	0.728	66.36	13:08:14.821
14 -	1:24.497	1.141	66.03	13:09:39.318
15 -	1:26.239	2.883	64.70	13:11:05.557

P14 94 Liam COCHRANE				
LAP	LAP TIME	DIFF	MPH	TIME OF DAY
1 -	1:31.939	5.722	60.69	12:51:29.780
2 -	1:26.217 (1)		64.72	12:52:55.997
3 -	1:26.548	0.331	64.47	12:54:22.545
4 -	1:26.853	0.636	64.24	12:55:49.398
5 -	1:26.406	0.189	64.57	12:57:15.804
6 -	1:26.438	0.221	64.55	12:58:42.242
7 -	1:26.602	0.385	64.43	13:00:08.844
8 -	1:26.661	0.444	64.38	13:01:35.505
9 -	1:26.435	0.218	64.55	13:03:01.940
10 -	1:26.418	0.201	64.57	13:04:28.358
11 -	1:26.365	0.148	64.60	13:05:54.723
12 -	1:26.342 (3)	0.125	64.62	13:07:21.065
13 -	1:26.332 (2)	0.115	64.63	13:08:47.397
14 -	1:26.987	0.770	64.14	13:10:14.384
15 -	1:27.135	0.918	64.03	13:11:41.519

Miata Trophy

RACE 3 - LAP ANALYSIS

DIFF = Difference To Personal Best Lap

P15 20 Judy WORLEY				
LAP	LAP TIME	DIFF	MPH	TIME OF DAY
1 -	1:38.326	7.392	56.75	12:51:36.167
2 -	1:33.137	2.203	59.91	12:53:09.304
3 -	1:33.227	2.293	59.85	12:54:42.531
4 -	1:32.947	2.013	60.03	12:56:15.478
5 -	1:31.998 (3)	1.064	60.65	12:57:47.476
6 -	1:32.490	1.556	60.33	12:59:19.966
7 -	1:33.554	2.620	59.64	13:00:53.520
8 -	1:34.996	4.062	58.73	13:02:28.516
9 -	1:32.727	1.793	60.17	13:04:01.243
10 -	1:34.652	3.718	58.95	13:05:35.895
11 -	1:33.088	2.154	59.94	13:07:08.983
12 -	1:32.652	1.718	60.22	13:08:41.635
13 -	1:30.934 (1)		61.36	13:10:12.569
14 -	1:31.561 (2)	0.627	60.94	13:11:44.130

Miata Trophy

RACE 3 - STATISTICS

Competitors Started 15
Planned Start 2023-05-20 @ 12:50:00.000
Actual Start 2023-05-20 @ 12:49:57.840
Finish Time 2023-05-20 @ 13:10:26.976
Track Length 1.5500mi.
Total Laps 224
Total Distance Covered 347.2023mi.

Session Fastest Lap History

NO	CL	NAME	LAP TIME	TIME OF DAY	LAP	VEHICLE
5	NC	John LANGRIDGE	1:25.068	12:51:22.944	1	Miller Motorsport
12	NC	Declan LEE	1:20.265	12:52:43.807	2	Hills Motorsport

Session Leader History

NO	CL	NAME	FROM LAP	LAPS LED	DISTANCE	VEHICLE
5	NC	John LANGRIDGE	1	1	1.55 miles	Miller Motorsport
12	NC	Declan LEE	2	14	21.70 miles	Hills Motorsport

Flag History

TYPE	TIME OF DAY
GREEN	12:49:57.840
FINISH	13:10:26.976

Flag Statistics

TYPE	COUNT	TOTAL LAPS	TOTAL TIME
Green	1	15	22:02.915
Red	0	0	0.000
Safety Car	0	0	0.000
FCY	0	0	0.000

Miata Trophy

RACE 3 - STATISTICS

CLASS : NC

14 Starters

Fastest Lap History

NO	NAME	LAP TIME	TIME OF DAY	LAP	VEHICLE
5	John LANGRIDGE	1:25.068	12:51:22.944	1	Miller Motorsport
12	Declan LEE	1:20.265	12:52:43.807	2	Hills Motorsport

Leader History

NO	NAME	FROM LAP	LAPS LED	DISTANCE	VEHICLE
5	John LANGRIDGE	1	1	1.55 miles	Miller Motorsport
12	Declan LEE	2	14	21.70 miles	Hills Motorsport

Miata Trophy

RACE 3 - STATISTICS

CLASS : NA

1 Starters

Fastest Lap History

NO	NAME	LAP TIME	TIME OF DAY	LAP	VEHICLE
94	Liam COCHRANE	1:31.939	12:51:29.809	1	Turner Property Services Racing
94	Liam COCHRANE	1:26.217	12:52:56.027	2	Turner Property Services Racing


Leader History

NO	NAME	FROM LAP	LAPS LED	DISTANCE	VEHICLE
94	Liam COCHRANE	1	15	23.25 miles	Turner Property Services Racing

Miata Trophy

RACE 7 - GRID (20 minutes) - AMENDED

ROW 9		17	94 Liam COCHRANE	
ROW 8				
ROW 7	14	20 Judy WORLEY	13	25 Rich COOPER
ROW 6	12	40 Raymond WORLEY	11	4 Nicholas STOTT
ROW 5	10	26 Drew FLETCHER	9	73 Daniel PARRANS-SMITH
ROW 4	8	121 Gary SMITH	7	101 Alex WILKINSON-HUGHES
ROW 3	6	70 Xavier BROOKE	5	55 Simon FLEET
ROW 2	4	7 Alex MILLER	3	195 Jack SYCAMORE
ROW 1	2	5 John LANGRIDGE	1	12 Declan LEE
				Pole



Cars 4 & 73 - 5 place grid penalty, Regulation Q12.21.4 refers.

Anglesey Coastal: 1.5500 miles

These results are provisional until the conclusion of any judicial and technical matters.

Clerk Of Course :


Stewards :

Timekeeper : Nick Palmer

Miata Trophy

RACE 7 - GRID (20 minutes)

ROW 9		17	94 Liam COCHRANE		
ROW 8					
ROW 7		14	20 Judy WORLEY	13	25 Rich COOPER
ROW 6	12	40 Raymond WORLEY		11	4 Nicholas STOTT
ROW 5		10	26 Drew FLETCHER	9	121 Gary SMITH
ROW 4	8	101 Alex WILKINSON-HUGHES		7	70 Xavier BROOKE
ROW 3		6	55 Simon FLEET	5	7 Alex MILLER
ROW 2	4	73 Daniel PARRANS-SMITH		3	195 Jack SYCAMORE
ROW 1		2	5 John LANGRIDGE	1	12 Declan LEE
					Pole



Car 4 - 5 place grid penalty, Regulation Q12.21.4 refers.

Anglesey Coastal: 1.5500 miles

These results are provisional until the conclusion of any judicial and technical matters.

Clerk Of Course :

Stewards :

Timekeeper : Nick Palmer

Miata Trophy

RACE 7 - CLASSIFICATION

POS	NO	CL	PIC NAME	ENTRY	LAPS	TIME	GAP	DIFF	MPH	BEST	ON
1	5	NC	1 John LANGRIDGE	Miller Motorsport	15	20:27.005			68.21	1:21.030	4
2	12	NC	2 Declan LEE	Hills Motorsport	15	20:29.124	2.119	2.119	68.09	1:21.107	4
3	7	NC	3 Alex MILLER	Miller Motorsport	15	20:30.553	3.548	1.429	68.01	1:21.054	4
4	195	NC	4 Jack SYCAMORE	KEW Technology	15	20:36.026	9.021	5.473	67.71	1:21.416	4
5	73	NC	5 Daniel PARRANS-SMITH	Boreham Motorsport	15	20:38.989	11.984	2.963	67.55	1:21.481	2
6	55	NC	6 Simon FLEET	Jiffy Winks	15	20:52.244	25.239	13.255	66.84	1:22.328	2
7	70	NC	7 Xavier BROOKE	Xavier Brooke	15	20:53.052	26.047	0.808	66.79	1:22.150	2
8	26	NC	8 Drew FLETCHER	Hills Motorsport	15	20:54.046	27.041	0.994	66.74	1:22.228	3
9	4	NC	9 Nicholas STOTT	Hills Motorsport	15	20:54.138	27.133	0.092	66.73	1:22.331	2
10	101	NC	10 Alex WILKINSON-HUGHES	AWH Yeah Racing	15	20:54.660	27.655	0.522	66.71	1:22.424	5
11	40	NC	11 Raymond WORLEY	Boreham Motorsport	15	20:57.380	30.375	2.720	66.56	1:22.620	2
12	121	NC	12 Gary SMITH	On the spot racing	15	21:00.593	33.588	3.213	66.39	1:22.789	2
13	25	NC	13 Rich COOPER	RC Graphix Racing	15	21:09.585	42.580	8.992	65.92	1:23.684	5
14	94	NA	1 Liam COCHRANE	Turner Property Services Racing	15	21:48.895	1:21.890	39.310	63.94	1:26.092	3
15	20	NC	14 Judy WORLEY	Boreham Motorsport #20	14	21:53.334	1 Lap	1 Lap	59.48	1:30.463	14

FASTEST LAP

5	NC	John LANGRIDGE	Miller Motorsport	4	1:21.030	68.86 mph	110.82 kph
94	NA	Liam COCHRANE	Turner Property Services Racing	3	1:26.092	64.81 mph	104.30 kph

Weather / Track : Sunny / Dry

These results are provisional until the conclusion of any judicial and technical matters.

Race Distance: 15 Laps / 23.25 miles

Anglesey Coastal: 1.5500 miles

Date: 20/05/2023 Start: 16:38 Finish: 16:58

Clerk Of Course : Ian Denyer

Stewards :

Timekeeper : Nick Palmer

Miata Trophy

RACE 7 - LAP CHART

LAP 1 @ 16:39:40.358			LAP 2 @ 16:41:01.724			LAP 3 @ 16:42:22.843			LAP 4 @ 16:43:43.950			LAP 5 @ 16:45:05.476		
NO	BEHIND	LAP TIME	NO	BEHIND	LAP TIME	NO	BEHIND	LAP TIME	NO	BEHIND	LAP TIME	NO	BEHIND	LAP TIME
12		1:24.279	12		1:21.366	12		1:21.119	12		1:21.107	12		1:21.526
5	0.361	1:24.640	5	0.368	1:21.373	5	0.541	1:21.292	5	0.464	1:21.030	5	0.350	1:21.412
7	1.096	1:25.375	7	0.911	1:21.181	7	0.998	1:21.206	7	0.945	1:21.054	7	0.712	1:21.293
195	1.893	1:26.172	195	1.955	1:21.428	195	2.309	1:21.473	195	2.618	1:21.416	195	2.680	1:21.588
70	2.923	1:27.202	70	3.707	1:22.150	70	4.872	1:22.284	73	6.389	1:22.132	73	6.434	1:21.571
55	3.187	1:27.466	55	4.149	1:22.328	73	5.364	1:22.196	70	7.003	1:23.238	70	8.462	1:22.985
121	3.762	1:28.041	73	4.287	1:21.481	55	5.766	1:22.736	55	7.429	1:22.770	55	8.771	1:22.868
73	4.172	1:28.451	121	5.185	1:22.789	26	6.852	1:22.228	26	8.355	1:22.610	26	9.222	1:22.393
26	4.776	1:29.055	26	5.743	1:22.333	121	7.851	1:23.785	101	10.418	1:23.177	101	11.316	1:22.424
4	4.905	1:29.184	4	5.870	1:22.331	101	8.348	1:22.944	121	10.920	1:24.176	121	12.720	1:23.326
101	5.259	1:29.538	101	6.523	1:22.630	4	9.058	1:24.307	4	11.361	1:23.410	4	13.103	1:23.268
40	5.889	1:30.168	40	7.143	1:22.620	40	9.779	1:23.755	40	12.007	1:23.335	40	13.979	1:23.498
25	6.561	1:30.840	25	9.174	1:23.979	25	12.436	1:24.381	25	15.118	1:23.789	25	17.276	1:23.684
94	9.851	1:34.130	94	15.275	1:26.790	94	20.248	1:26.092	94	25.393	1:26.252	94	30.770	1:26.903
20	15.716	1:39.995	20	28.774	1:34.424	20	42.809	1:35.154	20	55.872	1:34.170	20	1:08.519	1:34.173

Miata Trophy

RACE 7 - LAP CHART

LAP 6 @ 16:46:27.231			LAP 7 @ 16:47:49.427			LAP 8 @ 16:49:11.637			LAP 9 @ 16:50:32.988			LAP 10 @ 16:51:54.483		
NO	BEHIND	LAP TIME	NO	BEHIND	LAP TIME	NO	BEHIND	LAP TIME	NO	BEHIND	LAP TIME	NO	BEHIND	LAP TIME
12		1:21.755	5		1:21.957	5		1:22.210	5		1:21.351	5		1:21.495
5	0.239	1:21.644	12	0.375	1:22.571	12	0.529	1:22.364	12	0.690	1:21.512	12	1.067	1:21.872
7	0.951	1:21.994	7	0.403	1:21.648	7	1.069	1:22.876	7	1.175	1:21.457	7	1.182	1:21.502
195	2.897	1:21.972	195	2.580	1:21.879	195	2.917	1:22.547	195	3.565	1:21.999	195	3.841	1:21.771
73	6.768	1:22.089	73	6.397	1:21.825	73	6.837	1:22.650	73	7.433	1:21.947	73	8.192	1:22.254
70	9.558	1:22.851	70	10.737	1:23.375	20	1 Lap	1:34.487	70	13.583	1:23.299	70	15.738	1:23.650
55	9.908	1:22.892	26	11.131	1:23.011	70	11.635	1:23.108	55	14.028	1:23.431	55	16.009	1:23.476
26	10.316	1:22.849	55	11.310	1:23.598	55	11.948	1:22.848	26	14.593	1:23.518	26	16.516	1:23.418
101	12.068	1:22.507	101	12.511	1:22.639	26	12.426	1:23.505	101	14.996	1:23.399	101	16.907	1:23.406
4	13.846	1:22.498	4	14.521	1:22.871	101	12.948	1:22.647	4	16.859	1:23.346	4	18.455	1:23.091
121	15.051	1:24.086	121	16.231	1:23.376	4	14.864	1:22.553	40	20.008	1:23.604	40	22.125	1:23.612
40	15.475	1:23.251	40	16.823	1:23.544	40	17.755	1:23.142	121	20.952	1:24.005	121	22.827	1:23.370
25	20.887	1:25.366	25	22.868	1:24.177	121	18.298	1:24.277	20	1 Lap	1:34.706	25	30.232	1:24.687
94	36.341	1:27.326	94	40.473	1:26.328	25	24.618	1:23.960	25	27.040	1:23.773	20	1 Lap	1:32.526
20	1:20.298	1:33.534				94	44.776	1:26.513	94	49.892	1:26.467	94	55.613	1:27.216

Miata Trophy

RACE 7 - LAP CHART

LAP 11 @ 16:53:15.905			LAP 12 @ 16:54:37.629			LAP 13 @ 16:55:59.360			LAP 14 @ 16:57:20.977			LAP 15 @ 16:58:43.084		
NO	BEHIND	LAP TIME	NO	BEHIND	LAP TIME	NO	BEHIND	LAP TIME	NO	BEHIND	LAP TIME	NO	BEHIND	LAP TIME
5		1:21.422	5		1:21.724	5		1:21.731	5		1:21.617	5		1:22.107
12	1.307	1:21.662	12	0.788	1:21.205	12	0.648	1:21.591	12	0.615	1:21.584	12	2.119	1:23.611
7	1.650	1:21.890	7	1.518	1:21.592	7	2.177	1:22.390	7	3.277	1:22.717	7	3.548	1:22.378
195	5.377	1:22.958	195	5.628	1:21.975	195	6.473	1:22.576	195	7.581	1:22.725	195	9.021	1:23.547
73	9.048	1:22.278	73	9.889	1:22.565	73	10.613	1:22.455	73	11.578	1:22.582	73	11.984	1:22.513
70	17.632	1:23.316	70	20.329	1:24.421	70	21.684	1:23.086	70	23.496	1:23.429	55	25.239	1:23.570
55	18.065	1:23.478	55	20.479	1:24.138	55	22.024	1:23.276	55	23.776	1:23.369	70	26.047	1:24.658
26	19.117	1:24.023	26	20.628	1:23.235	26	22.737	1:23.840	26	24.810	1:23.690	26	27.041	1:24.338
101	19.634	1:24.149	4	21.758	1:23.479	4	23.789	1:23.762	4	24.939	1:22.767	4	27.133	1:24.301
4	20.003	1:22.970	101	22.057	1:24.147	101	24.646	1:24.320	101	26.802	1:23.773	101	27.655	1:22.960
40	23.799	1:23.096	40	25.133	1:23.058	40	27.205	1:23.803	40	29.081	1:23.493	40	30.375	1:23.401
121	25.000	1:23.595	121	26.528	1:23.252	121	28.693	1:23.896	121	31.267	1:24.191	121	33.588	1:24.428
25	32.744	1:23.934	25	35.235	1:24.215	25	37.265	1:23.761	25	40.304	1:24.656	25	42.580	1:24.383
20	1 Lap	1:32.671	20	1 Lap	1:32.638	20	1 Lap	1:32.497	94	1:16.345	1:27.310	94	1:21.890	1:27.652
94	1:00.755	1:26.564	94	1:05.628	1:26.597	94	1:10.652	1:26.755	20	1 Lap	1:31.896	20	1 Lap	1:30.463

Miata Trophy

RACE 7 - POSITION CHART

No	Name	Lap															
		Pos	1	2	3	4	5	6	7	8	9	10	11	12	13	14	15
12	LEE	1	12	12	12	12	12	12	5	5	5	5	5	5	5	5	5
5	LANGRIDGE	2	5	5	5	5	5	5	12	12	12	12	12	12	12	12	12
195	SYCAMORE	3	7	7	7	7	7	7	7	7	7	7	7	7	7	7	7
7	MILLER	4	195	195	195	195	195	195	195	195	195	195	195	195	195	195	195
55	FLEET	5	70	70	70	73	73	73	73	73	73	73	73	73	73	73	73
70	BROOKE	6	55	55	73	70	70	70	70	70	70	70	70	70	70	70	55
101	WILKINSON-HUGHES	7	121	73	55	55	55	55	26	55	55	55	55	55	55	55	70
121	SMITH	8	73	121	26	26	26	26	55	26	26	26	26	26	26	26	26
73	PARRANS-SMITH	9	26	26	121	101	101	101	101	101	101	101	101	4	4	4	4
26	FLETCHER	10	4	4	101	121	121	4	4	4	4	4	4	101	101	101	101
4	STOTT	11	101	101	4	4	4	121	121	40	40	40	40	40	40	40	40
40	WORLEY	12	40	40	40	40	40	40	40	121	121	121	121	121	121	121	121
25	COOPER	13	25	25	25	25	25	25	25	25	25	25	25	25	25	25	25
20	WORLEY	14	94	94	94	94	94	94	94	94	94	94	94	94	94	94	94
94	COCHRANE	15	20	20	20	20	20	20	20	20	20	20	20	20	20	20	20

Miata Trophy

RACE 7 - LAP ANALYSIS

DIFF = Difference To Personal Best Lap

P1 5 John LANGRIDGE				
LAP	LAP TIME	DIFF	MPH	TIME OF DAY
1 -	1:24.640	3.610	65.92	16:39:40.719
2 -	1:21.373	0.343	68.57	16:41:02.092
3 -	1:21.292 (2)	0.262	68.64	16:42:23.384
4 -	1:21.030 (1)		68.86	16:43:44.414
5 -	1:21.412	0.382	68.54	16:45:05.826
6 -	1:21.644	0.614	68.34	16:46:27.470
7 -	1:21.957	0.927	68.08	16:47:49.427
8 -	1:22.210	1.180	67.87	16:49:11.637
9 -	1:21.351 (3)	0.321	68.59	16:50:32.988
10 -	1:21.495	0.465	68.47	16:51:54.483
11 -	1:21.422	0.392	68.53	16:53:15.905
12 -	1:21.724	0.694	68.27	16:54:37.629
13 -	1:21.731	0.701	68.27	16:55:59.360
14 -	1:21.617	0.587	68.36	16:57:20.977
15 -	1:22.107	1.077	67.96	16:58:43.084

P2 12 Declan LEE				
LAP	LAP TIME	DIFF	MPH	TIME OF DAY
1 -	1:24.279	3.172	66.20	16:39:40.358
2 -	1:21.366	0.259	68.57	16:41:01.724
3 -	1:21.119 (2)	0.012	68.78	16:42:22.843
4 -	1:21.107 (1)		68.79	16:43:43.950
5 -	1:21.526	0.419	68.44	16:45:05.476
6 -	1:21.755	0.648	68.25	16:46:27.231
7 -	1:22.571	1.464	67.57	16:47:49.802
8 -	1:22.364	1.257	67.74	16:49:12.166
9 -	1:21.512	0.405	68.45	16:50:33.678
10 -	1:21.872	0.765	68.15	16:51:55.550
11 -	1:21.662	0.555	68.33	16:53:17.212
12 -	1:21.205 (3)	0.098	68.71	16:54:38.417
13 -	1:21.591	0.484	68.39	16:56:00.008
14 -	1:21.584	0.477	68.39	16:57:21.592
15 -	1:23.611	2.504	66.73	16:58:45.203

P3 7 Alex MILLER				
LAP	LAP TIME	DIFF	MPH	TIME OF DAY
1 -	1:25.375	4.321	65.35	16:39:41.454
2 -	1:21.181 (2)	0.127	68.73	16:41:02.635
3 -	1:21.206 (3)	0.152	68.71	16:42:23.841
4 -	1:21.054 (1)		68.84	16:43:44.895
5 -	1:21.293	0.239	68.64	16:45:06.188
6 -	1:21.994	0.940	68.05	16:46:28.182
7 -	1:21.648	0.594	68.34	16:47:49.830
8 -	1:22.876	1.822	67.32	16:49:12.706
9 -	1:21.457	0.403	68.50	16:50:34.163
10 -	1:21.502	0.448	68.46	16:51:55.665
11 -	1:21.890	0.836	68.14	16:53:17.555
12 -	1:21.592	0.538	68.38	16:54:39.147
13 -	1:22.390	1.336	67.72	16:56:01.537
14 -	1:22.717	1.663	67.45	16:57:24.254
15 -	1:22.378	1.324	67.73	16:58:46.632

P4 195 Jack SYCAMORE				
LAP	LAP TIME	DIFF	MPH	TIME OF DAY
1 -	1:26.172	4.756	64.75	16:39:42.251
2 -	1:21.428 (2)	0.012	68.52	16:41:03.679
3 -	1:21.473 (3)	0.057	68.48	16:42:25.152
4 -	1:21.416 (1)		68.53	16:43:46.568
5 -	1:21.588	0.172	68.39	16:45:08.156
6 -	1:21.972	0.556	68.07	16:46:30.128

DIFF = Difference To Personal Best Lap

7 -	1:21.879	0.463	68.14	16:47:52.007
8 -	1:22.547	1.131	67.59	16:49:14.554
9 -	1:21.999	0.583	68.05	16:50:36.553
10 -	1:21.771	0.355	68.23	16:51:58.324
11 -	1:22.958	1.542	67.26	16:53:21.282
12 -	1:21.975	0.559	68.06	16:54:43.257
13 -	1:22.576	1.160	67.57	16:56:05.833
14 -	1:22.725	1.309	67.45	16:57:28.558
15 -	1:23.547	2.131	66.78	16:58:52.105

P5 73 Daniel PARRANS-SMITH				
LAP	LAP TIME	DIFF	MPH	TIME OF DAY
1 -	1:28.451	6.970	63.08	16:39:44.530
2 -	1:21.481 (1)		68.48	16:41:06.011
3 -	1:22.196	0.715	67.88	16:42:28.207
4 -	1:22.132	0.651	67.93	16:43:50.339
5 -	1:21.571 (2)	0.090	68.40	16:45:11.910
6 -	1:22.089	0.608	67.97	16:46:33.999
7 -	1:21.825 (3)	0.344	68.19	16:47:55.824
8 -	1:22.650	1.169	67.51	16:49:18.474
9 -	1:21.947	0.466	68.09	16:50:40.421
10 -	1:22.254	0.773	67.83	16:52:02.675
11 -	1:22.278	0.797	67.81	16:53:24.953
12 -	1:22.565	1.084	67.58	16:54:47.518
13 -	1:22.455	0.974	67.67	16:56:09.973
14 -	1:22.582	1.101	67.56	16:57:32.555
15 -	1:22.513	1.032	67.62	16:58:55.068

P6 55 Simon FLEET				
LAP	LAP TIME	DIFF	MPH	TIME OF DAY
1 -	1:27.466	5.138	63.79	16:39:43.545
2 -	1:22.328 (1)		67.77	16:41:05.873
3 -	1:22.736 (2)	0.408	67.44	16:42:28.609
4 -	1:22.770 (3)	0.442	67.41	16:43:51.379
5 -	1:22.868	0.540	67.33	16:45:14.247
6 -	1:22.892	0.564	67.31	16:46:37.139
7 -	1:23.598	1.270	66.74	16:48:00.737
8 -	1:22.848	0.520	67.35	16:49:23.585
9 -	1:23.431	1.103	66.88	16:50:47.016
10 -	1:23.476	1.148	66.84	16:52:10.492
11 -	1:23.478	1.150	66.84	16:53:33.970
12 -	1:24.138	1.810	66.32	16:54:58.108
13 -	1:23.276	0.948	67.00	16:56:21.384
14 -	1:23.369	1.041	66.93	16:57:44.753
15 -	1:23.570	1.242	66.77	16:59:08.323

P7 70 Xavier BROOKE				
LAP	LAP TIME	DIFF	MPH	TIME OF DAY
1 -	1:27.202	5.052	63.98	16:39:43.281
2 -	1:22.150 (1)		67.92	16:41:05.431
3 -	1:22.284 (2)	0.134	67.81	16:42:27.715
4 -	1:23.238	1.088	67.03	16:43:50.953
5 -	1:22.985	0.835	67.24	16:45:13.938
6 -	1:22.851 (3)	0.701	67.35	16:46:36.789
7 -	1:23.375	1.225	66.92	16:48:00.164
8 -	1:23.108	0.958	67.14	16:49:23.272
9 -	1:23.299	1.149	66.98	16:50:46.571
10 -	1:23.650	1.500	66.70	16:52:10.221
11 -	1:23.316	1.166	66.97	16:53:33.537
12 -	1:24.421	2.271	66.09	16:54:57.958
13 -	1:23.086	0.936	67.15	16:56:21.044
14 -	1:23.429	1.279	66.88	16:57:44.473
15 -	1:24.658	2.508	65.91	16:59:09.131

Miata Trophy

RACE 7 - LAP ANALYSIS

DIFF = Difference To Personal Best Lap

P8 26 Drew FLETCHER				
LAP	LAP TIME	DIFF	MPH	TIME OF DAY
1 -	1:29.055	6.827	62.65	16:39:45.134
2 -	1:22.333 (2)	0.105	67.77	16:41:07.467
3 -	1:22.228 (1)		67.86	16:42:29.695
4 -	1:22.610	0.382	67.54	16:43:52.305
5 -	1:22.393 (3)	0.165	67.72	16:45:14.698
6 -	1:22.849	0.621	67.35	16:46:37.547
7 -	1:23.011	0.783	67.22	16:48:00.558
8 -	1:23.505	1.277	66.82	16:49:24.063
9 -	1:23.518	1.290	66.81	16:50:47.581
10 -	1:23.418	1.190	66.89	16:52:10.999
11 -	1:24.023	1.795	66.41	16:53:35.022
12 -	1:23.235	1.007	67.03	16:54:58.257
13 -	1:23.840	1.612	66.55	16:56:22.097
14 -	1:23.690	1.462	66.67	16:57:45.787
15 -	1:24.338	2.110	66.16	16:59:10.125

P9 4 Nicholas STOTT				
LAP	LAP TIME	DIFF	MPH	TIME OF DAY
1 -	1:29.184	6.853	62.56	16:39:45.263
2 -	1:22.331 (1)		67.77	16:41:07.594
3 -	1:24.307	1.976	66.18	16:42:31.901
4 -	1:23.410	1.079	66.89	16:43:55.311
5 -	1:23.268	0.937	67.01	16:45:18.579
6 -	1:22.498 (2)	0.167	67.63	16:46:41.077
7 -	1:22.871	0.540	67.33	16:48:03.948
8 -	1:22.553 (3)	0.222	67.59	16:49:26.501
9 -	1:23.346	1.015	66.95	16:50:49.847
10 -	1:23.091	0.760	67.15	16:52:12.938
11 -	1:22.970	0.639	67.25	16:53:35.908
12 -	1:23.479	1.148	66.84	16:54:59.387
13 -	1:23.762	1.431	66.61	16:56:23.149
14 -	1:22.767	0.436	67.41	16:57:45.916
15 -	1:24.301	1.970	66.19	16:59:10.217

P10 101 Alex WILKINSON-HUGHES				
LAP	LAP TIME	DIFF	MPH	TIME OF DAY
1 -	1:29.538	7.114	62.31	16:39:45.617
2 -	1:22.630 (3)	0.206	67.53	16:41:08.247
3 -	1:22.944	0.520	67.27	16:42:31.191
4 -	1:23.177	0.753	67.08	16:43:54.368
5 -	1:22.424 (1)		67.69	16:45:16.792
6 -	1:22.507 (2)	0.083	67.63	16:46:39.299
7 -	1:22.639	0.215	67.52	16:48:01.938
8 -	1:22.647	0.223	67.51	16:49:24.585
9 -	1:23.399	0.975	66.90	16:50:47.984
10 -	1:23.406	0.982	66.90	16:52:11.390
11 -	1:24.149	1.725	66.31	16:53:35.539
12 -	1:24.147	1.723	66.31	16:54:59.686
13 -	1:24.320	1.896	66.17	16:56:24.006
14 -	1:23.773	1.349	66.60	16:57:47.779
15 -	1:22.960	0.536	67.26	16:59:10.739

P11 40 Raymond WORLEY				
LAP	LAP TIME	DIFF	MPH	TIME OF DAY
1 -	1:30.168	7.548	61.88	16:39:46.247
2 -	1:22.620 (1)		67.53	16:41:08.867
3 -	1:23.755	1.135	66.62	16:42:32.622
4 -	1:23.335	0.715	66.95	16:43:55.957
5 -	1:23.498	0.878	66.82	16:45:19.455
6 -	1:23.251	0.631	67.02	16:46:42.706

DIFF = Difference To Personal Best Lap

7 -	1:23.544	0.924	66.79	16:48:06.250
8 -	1:23.142	0.522	67.11	16:49:29.392
9 -	1:23.604	0.984	66.74	16:50:52.996
10 -	1:23.612	0.992	66.73	16:52:16.608
11 -	1:23.096 (3)	0.476	67.15	16:53:39.704
12 -	1:23.058 (2)	0.438	67.18	16:55:02.762
13 -	1:23.803	1.183	66.58	16:56:26.565
14 -	1:23.493	0.873	66.83	16:57:50.058
15 -	1:23.401	0.781	66.90	16:59:13.459

P12 121 Gary SMITH				
LAP	LAP TIME	DIFF	MPH	TIME OF DAY
1 -	1:28.041	5.252	63.37	16:39:44.120
2 -	1:22.789 (1)		67.40	16:41:06.909
3 -	1:23.785	0.996	66.59	16:42:30.694
4 -	1:24.176	1.387	66.29	16:43:54.870
5 -	1:23.326 (3)	0.537	66.96	16:45:18.196
6 -	1:24.086	1.297	66.36	16:46:42.282
7 -	1:23.376	0.587	66.92	16:48:05.658
8 -	1:24.277	1.488	66.21	16:49:29.935
9 -	1:24.005	1.216	66.42	16:50:53.940
10 -	1:23.370	0.581	66.93	16:52:17.310
11 -	1:23.595	0.806	66.75	16:53:40.905
12 -	1:23.252 (2)	0.463	67.02	16:55:04.157
13 -	1:23.896	1.107	66.51	16:56:28.053
14 -	1:24.191	1.402	66.27	16:57:52.244
15 -	1:24.428	1.639	66.09	16:59:16.672

P13 25 Rich COOPER				
LAP	LAP TIME	DIFF	MPH	TIME OF DAY
1 -	1:30.840	7.156	61.42	16:39:46.919
2 -	1:23.979	0.295	66.44	16:41:10.898
3 -	1:24.381	0.697	66.12	16:42:35.279
4 -	1:23.789	0.105	66.59	16:43:59.068
5 -	1:23.684 (1)		66.67	16:45:22.752
6 -	1:25.366	1.682	65.36	16:46:48.118
7 -	1:24.177	0.493	66.28	16:48:12.295
8 -	1:23.960	0.276	66.46	16:49:36.255
9 -	1:23.773 (3)	0.089	66.60	16:51:00.028
10 -	1:24.687	1.003	65.89	16:52:24.715
11 -	1:23.934	0.250	66.48	16:53:48.649
12 -	1:24.215	0.531	66.25	16:55:12.864
13 -	1:23.761 (2)	0.077	66.61	16:56:36.625
14 -	1:24.656	0.972	65.91	16:58:01.281
15 -	1:24.383	0.699	66.12	16:59:25.664

P14 94 Liam COCHRANE				
LAP	LAP TIME	DIFF	MPH	TIME OF DAY
1 -	1:34.130	8.038	59.27	16:39:50.209
2 -	1:26.790	0.698	64.29	16:41:16.999
3 -	1:26.092 (1)		64.81	16:42:43.091
4 -	1:26.252 (2)	0.160	64.69	16:44:09.343
5 -	1:26.903	0.811	64.20	16:45:36.246
6 -	1:27.326	1.234	63.89	16:47:03.572
7 -	1:26.328 (3)	0.236	64.63	16:48:29.900
8 -	1:26.513	0.421	64.49	16:49:56.413
9 -	1:26.467	0.375	64.53	16:51:22.880
10 -	1:27.216	1.124	63.97	16:52:50.096
11 -	1:26.564	0.472	64.46	16:54:16.660
12 -	1:26.597	0.505	64.43	16:55:43.257
13 -	1:26.755	0.663	64.31	16:57:10.012
14 -	1:27.310	1.218	63.91	16:58:37.322
15 -	1:27.652	1.560	63.66	17:00:04.974

Miata Trophy

RACE 7 - LAP ANALYSIS

DIFF = Difference To Personal Best Lap

P15 20 Judy WORLEY				
LAP	LAP TIME	DIFF	MPH	TIME OF DAY
1 -	1:39.995	9.532	55.80	16:39:56.074
2 -	1:34.424	3.961	59.09	16:41:30.498
3 -	1:35.154	4.691	58.64	16:43:05.652
4 -	1:34.170	3.707	59.25	16:44:39.822
5 -	1:34.173	3.710	59.25	16:46:13.995
6 -	1:33.534	3.071	59.65	16:47:47.529
7 -	1:34.487	4.024	59.05	16:49:22.016
8 -	1:34.706	4.243	58.91	16:50:56.722
9 -	1:32.526	2.063	60.30	16:52:29.248
10 -	1:32.671	2.208	60.21	16:54:01.919
11 -	1:32.638	2.175	60.23	16:55:34.557
12 -	1:32.497 (3)	2.034	60.32	16:57:07.054
13 -	1:31.896 (2)	1.433	60.72	16:58:38.950
14 -	1:30.463 (1)		61.68	17:00:09.413

Miata Trophy

RACE 7 - STATISTICS

Competitors Started 15
Planned Start 2023-05-20 @ 16:40:00.000
Actual Start 2023-05-20 @ 16:38:16.078
Finish Time 2023-05-20 @ 16:58:42.230
Track Length 1.5500mi.
Total Laps 224
Total Distance Covered 347.2023mi.

Session Fastest Lap History

NO	CL	NAME	LAP TIME	TIME OF DAY	LAP	VEHICLE
12	NC	Declan LEE	1:24.279	16:39:40.389	1	Hills Motorsport
12	NC	Declan LEE	1:21.366	16:41:01.755	2	Hills Motorsport
7	NC	Alex MILLER	1:21.181	16:41:02.667	2	Miller Motorsport
12	NC	Declan LEE	1:21.119	16:42:22.873	3	Hills Motorsport
12	NC	Declan LEE	1:21.107	16:43:43.981	4	Hills Motorsport
5	NC	John LANGRIDGE	1:21.030	16:43:44.448	4	Miller Motorsport

Session Leader History

NO	CL	NAME	FROM LAP	LAPS LED	DISTANCE	VEHICLE
12	NC	Declan LEE	1	6	9.30 miles	Hills Motorsport
5	NC	John LANGRIDGE	7	9	13.95 miles	Miller Motorsport

Flag History

TYPE	TIME OF DAY
GREEN	16:38:16.078
FINISH	16:58:42.230

Flag Statistics

TYPE	COUNT	TOTAL LAPS	TOTAL TIME
Green	1	15	22:04.818
Red	0	0	0.000
Safety Car	0	0	0.000
FCY	0	0	0.000

Miata Trophy

RACE 7 - STATISTICS

CLASS : NC

14 Starters

Fastest Lap History

NO	NAME	LAP TIME	TIME OF DAY	LAP	VEHICLE
12	Declan LEE	1:24.279	16:39:40.389	1	Hills Motorsport
12	Declan LEE	1:21.366	16:41:01.755	2	Hills Motorsport
7	Alex MILLER	1:21.181	16:41:02.667	2	Miller Motorsport
12	Declan LEE	1:21.119	16:42:22.873	3	Hills Motorsport
12	Declan LEE	1:21.107	16:43:43.981	4	Hills Motorsport
5	John LANGRIDGE	1:21.030	16:43:44.448	4	Miller Motorsport

Leader History

NO	NAME	FROM LAP	LAPS LED	DISTANCE	VEHICLE
12	Declan LEE	1	6	9.30 miles	Hills Motorsport
5	John LANGRIDGE	7	9	13.95 miles	Miller Motorsport

Miata Trophy

RACE 7 - STATISTICS

CLASS : NA

1 Starters

Fastest Lap History

NO	NAME	LAP TIME	TIME OF DAY	LAP	VEHICLE
94	Liam COCHRANE	1:34.130	16:39:50.241	1	Turner Property Services Racing
94	Liam COCHRANE	1:26.790	16:41:17.028	2	Turner Property Services Racing
94	Liam COCHRANE	1:26.092	16:42:43.121	3	Turner Property Services Racing

Leader History

NO	NAME	FROM LAP	LAPS LED	DISTANCE	VEHICLE
94	Liam COCHRANE	1	15	23.25 miles	Turner Property Services Racing