

MIATA ミアタ
TROPHY

MIATA TROPHY



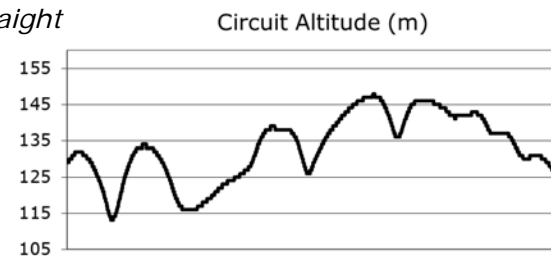
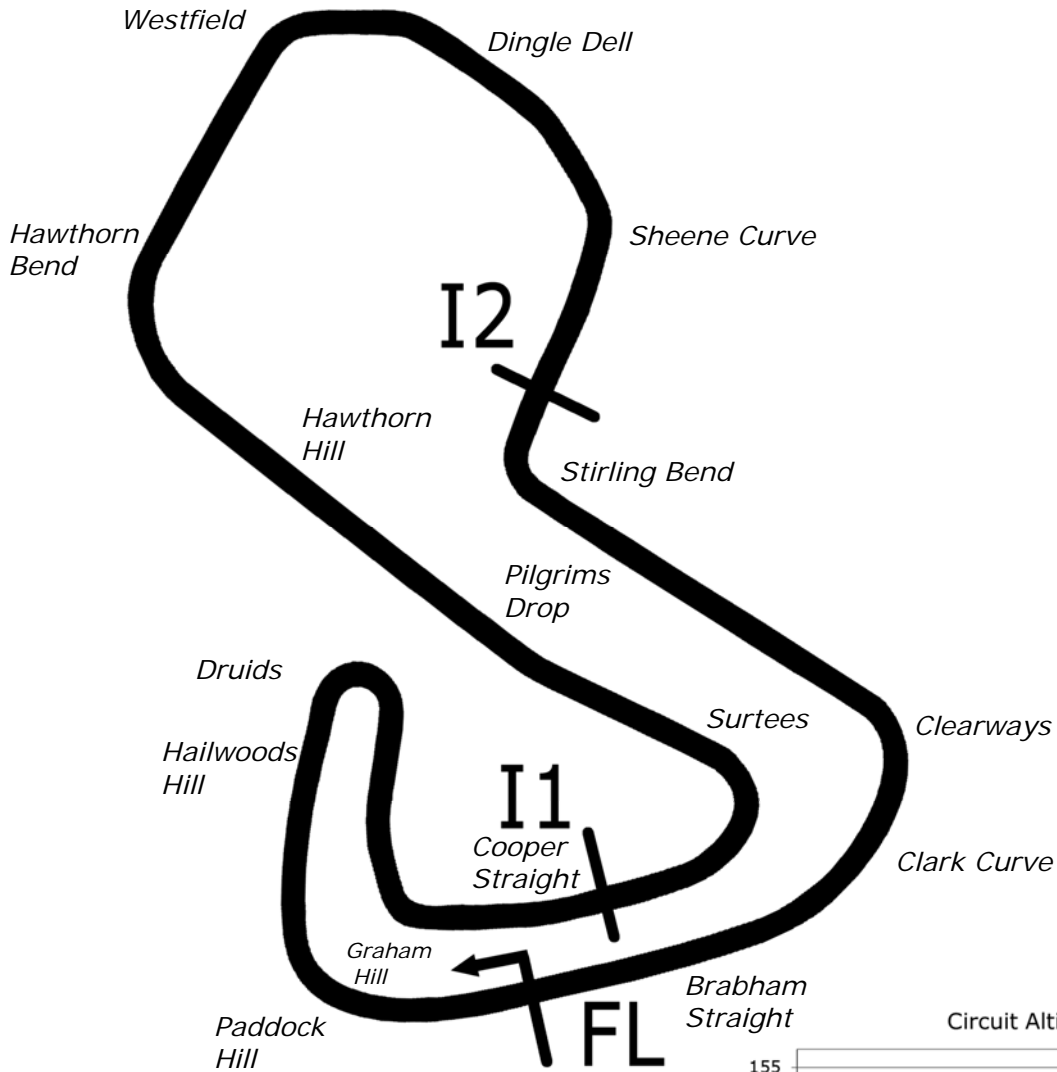
MSVR Club Car Championships
Brands Hatch GP
30th April 2023



Timing & Results Provided by Timing Solutions Ltd

www.tsl-timing.com

Brands Hatch GP



Length	2.4332 miles	3916.0 m
FL		51.36032 N 0.26032 E
I1	1116m	51.35934 N 0.25955 E
I2	2928m	51.35532 N 0.26250 E
Pit Entry	3646m	51.35911 N 0.25743 E
Pit Exit	26m after FL	51.36027 N 0.26078 E
Pit Entry-Pit Exit 277m, 19.9s @50kph, 16.6s @60kph		

All results available at www.tsl-timing.com

Miata Trophy Championship

QUALIFYING - RACE 12 - CLASSIFICATION

POS	NO	CL	PIC NAME	ENTRY	TIME	ON	LAPS	GAP	DIFF	MPH
1	8	NC	1 Aidan HILLS	Hills Motorsport	1:45.886	3	4			82.72
2	82	NC	2 Michael KNIBBS	Michael Knibbs	1:46.091	3	8	0.205	0.205	82.56
3	12	NC	3 Declan LEE	Hills Motorsport	1:46.433	3	8	0.547	0.342	82.30
4	17	NC	4 William MORRIS	Hills Motorsport	1:47.086	6	8	1.200	0.653	81.80
5	5	NC	5 John LANGRIDGE	Miller Motorsport	1:47.345	5	9	1.459	0.259	81.60
6	88	NC	6 Roan LUNDY	Roan Lundy	1:47.820	3	8	1.934	0.475	81.24
7	7	NC	7 Alex MILLER	Miller Motorsport	1:48.254	2	9	2.368	0.434	80.91
8	73*	NC	8 Daniel PARRANS-SMITH	Boreham Motorsport	1:48.423	9	9	2.537	0.169	80.79
9	18	NC	9 Aimee WATTS	Patrick Watts racing	1:48.512	3	9	2.626	0.089	80.72
10	72	NC	10 Steve KITE	Misty Racing	1:48.630	8	8	2.744	0.118	80.63
11	26	NC	11 Drew FLETCHER	Hills Motorsport	1:48.661	6	8	2.775	0.031	80.61
12	55	NC	12 Simon FLEET	Jiffy Winks	1:49.144	9	9	3.258	0.483	80.25
13	70	NC	13 Xavier BROOKE	Xavier Brooke	1:49.147	8	8	3.261	0.003	80.25
14	4	NC	14 Nicholas STOTT	Hills Motorsport	1:49.207	4	8	3.321	0.060	80.21
15	444	NC	15 Jay COOMBS	Boreham Motorsport	1:50.244	6	7	4.358	1.037	79.45
16	3*	NC	16 Lee DAVY-MARTIN	Hills Motorsport	1:50.403	6	7	4.517	0.159	79.34
17	95	NC	17 Kamal KALSI	KEW Technology	1:50.491	4	8	4.605	0.088	79.28
18	131	NC	18 Max MERRITT	BC Motorsport	1:51.153	6	8	5.267	0.662	78.80
19	40	NC	19 Raymond WORLEY	Boreham Motorsport #40	1:52.170	3	8	6.284	1.017	78.09
20	11	NC	20 Reece WARRICK	Boreham Motorsport #11	1:52.261	5	8	6.375	0.091	78.03
21	66	NC	21 Jack HARGRAVES	Boreham Motorsport #66	1:52.475	6	8	6.589	0.214	77.88
22	69	NC	22 Wilbur TILEY	Patrick Watts Racing	1:52.852	4	4	6.966	0.377	77.62
23	77	NA	1 Steve FODEN	CRS	1:53.266	4	8	7.380	0.414	77.33
24	19	NC	23 Liz WALTON	Tucker Motorsport	1:53.654	7	7	7.768	0.388	77.07
25	29*	NC	24 Duncan HARRIS	Boreham Motorsport #29	1:53.888	6	6	8.002	0.234	76.91
26	25	NC	25 Rich COOPER	RC Graphix Racing	1:55.254	8	8	9.368	1.366	76.00
27	94	NA	2 Liam COCHRANE	Turner Property Services Racing	1:55.785	4	8	9.899	0.531	75.65
28	121*	NC	26 Gary SMITH	On the spot racing	1:56.306	6	7	10.420	0.521	75.31
29	48	NC	27 Chas ALLEN	Rosbif Racing	1:58.616	6	8	12.730	2.310	73.85
30	14	NA	3 Gary PADDOCK	Misty Racing.	2:02.757	5	7	16.871	4.141	71.35

*Cars 3 & 29 require working transponders - Regulation Q12.8.1 refers.

No. 73, 121 - 1 Lap time disallowed; exceeding track limits.

Weather / Track : Sunny / Dry

These results are provisional until the conclusion of any judicial and technical matters.

Brands Hatch GP: 2.4332 miles

Date: 30/04/2023 Start: 11:01 Finish: 11:16

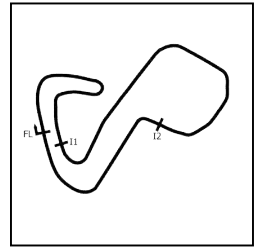
Clerk Of Course : Ian Denyer

Stewards :

Timekeeper : Nick Palmer

Miata Trophy Championship

QUALIFYING - RACE 12 - SECTOR ANALYSIS



SECTOR 1 = FL to I1, SECTOR 2 = I1 to I2, SECTOR 3 = I2 to FL, DIFF = Difference To Personal Best Lap, P = Crossed Finish Line in Pit Lane, D = Time Disallowed

P1		8 NC		Aidan HILLS		Hills Motorsport	
IDEAL LAP TIME : 1:45.886		BEST LAP TIME : 1:45.886		DIFFERENCE : 0.000			
LAP	SECTOR 1	SECTOR 2	SECTOR 3	LAP TIME	MPH	DIFF	TIME OF DAY
1 -	OUTLAP	48.720	25.818	1:51.489	78.57	5.603	11:03:28.873
2 -	33.224	48.400	25.915	1:47.539 (3)	81.45	1.653	11:05:16.412
3 -	33.015	47.407	25.464	1:45.886 (1)	82.72		11:07:02.298
4 -	33.039	47.432	25.472	1:45.943 (2)	82.68	0.057	11:08:48.241

P2		82 NC		Michael KNIBBS		Michael Knibbs	
IDEAL LAP TIME : 1:46.024		BEST LAP TIME : 1:46.091		DIFFERENCE : 0.067			
LAP	SECTOR 1	SECTOR 2	SECTOR 3	LAP TIME	MPH	DIFF	TIME OF DAY
1 -	OUTLAP	48.771	26.322	1:52.104	78.14	6.013	11:03:31.295
2 -	33.089	48.021	26.135	1:47.245	81.68	1.154	11:05:18.540
3 -	33.156	47.365	25.570	1:46.091 (1)	82.56		11:07:04.631
4 -	33.130	47.914	26.123	1:47.167	81.74	1.076	11:08:51.798
5 -	33.155	47.791	26.151	1:47.097 (3)	81.79	1.006	11:10:38.895
6 -	33.222	48.746	28.007	1:49.975	79.65	3.884	11:12:28.870
7 -	33.253	47.775	25.594	1:46.622 (2)	82.15	0.531	11:14:15.492
8 -	33.571	48.086	26.139	1:47.796	81.26	1.705	11:16:03.288

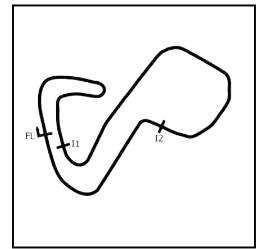
P3		12 NC		Declan LEE		Hills Motorsport	
IDEAL LAP TIME : 1:46.045		BEST LAP TIME : 1:46.433		DIFFERENCE : 0.388			
LAP	SECTOR 1	SECTOR 2	SECTOR 3	LAP TIME	MPH	DIFF	TIME OF DAY
1 -	OUTLAP	48.987	27.028	1:54.455	76.53	8.022	11:03:30.861
2 -	33.264	48.017	25.644	1:46.925	81.92	0.492	11:05:17.786
3 -	33.398	47.303	25.732	1:46.433 (1)	82.30		11:07:04.219
4 -	33.290	49.296	25.478	1:48.064	81.06	1.631	11:08:52.283
5 -	33.494	47.519	25.756	1:46.769 (2)	82.04	0.336	11:10:39.052
6 -	34.496	48.424	26.082	1:49.002	80.36	2.569	11:12:28.054
7 -	33.479	48.026	25.673	1:47.178	81.73	0.745	11:14:15.232
8 -	33.270	47.876	25.762	1:46.908 (3)	81.93	0.475	11:16:02.140

P4		17 NC		William MORRIS		Hills Motorsport	
IDEAL LAP TIME : 1:46.877		BEST LAP TIME : 1:47.086		DIFFERENCE : 0.209			
LAP	SECTOR 1	SECTOR 2	SECTOR 3	LAP TIME	MPH	DIFF	TIME OF DAY
1 -	OUTLAP	50.778	26.479	1:56.141	75.42	9.055	11:04:06.782
2 -	33.934	49.314	26.357	1:49.605	79.92	2.519	11:05:56.387
3 -	33.925	49.601	25.749	1:49.275	80.16	2.189	11:07:45.662
4 -	33.379	48.120	26.001	1:47.500 (2)	81.48	0.414	11:09:33.162
5 -	34.110	47.919	26.090	1:48.119 (3)	81.02	1.033	11:11:21.281
6 -	33.512	47.995	25.579	1:47.086 (1)	81.80		11:13:08.367
7 -	33.482	52.978	26.330	1:52.790	77.66	5.704	11:15:01.157
8 -	33.421	48.757	27.691	1:49.869	79.72	2.783	11:16:51.026

P5		5 NC		John LANGRIDGE		Miller Motorsport	
IDEAL LAP TIME : 1:47.234		BEST LAP TIME : 1:47.345		DIFFERENCE : 0.111			
LAP	SECTOR 1	SECTOR 2	SECTOR 3	LAP TIME	MPH	DIFF	TIME OF DAY
1 -	OUTLAP	51.070	26.406	1:55.060	76.13	7.715	11:03:41.586
2 -	33.745	49.167	25.977	1:48.889	80.44	1.544	11:05:30.475
3 -	33.486	49.119	26.068	1:48.673	80.60	1.328	11:07:19.148
4 -	33.632	48.632	25.798	1:48.062 (3)	81.06	0.717	11:09:07.210
5 -	33.253	48.238	25.854	1:47.345 (1)	81.60		11:10:54.555
6 -	33.752	48.844	26.634	1:49.230	80.19	1.885	11:12:43.785
7 -	33.424	48.380	25.918	1:47.722 (2)	81.31	0.377	11:14:31.507
8 -	33.338	48.183	26.624	1:48.145	81.00	0.800	11:16:19.652
9 -	33.381	48.290	29.288	1:50.959	78.94	3.614	11:18:10.611

Miata Trophy Championship

QUALIFYING - RACE 12 - SECTOR ANALYSIS



SECTOR 1 = FL to I1, SECTOR 2 = I1 to I2, SECTOR 3 = I2 to FL, DIFF = Difference To Personal Best Lap, P = Crossed Finish Line in Pit Lane, D = Time Disallowed

P6 88 NC		Roan LUNDY		Roan Lundy			
IDEAL LAP TIME : 1:47.416		BEST LAP TIME : 1:47.820		DIFFERENCE : 0.404			
LAP	SECTOR 1	SECTOR 2	SECTOR 3	LAP TIME	MPH	DIFF	TIME OF DAY
1 -	OUTLAP	51.993	27.219	1:59.042	73.58	11.222	11:03:59.723
2 -	34.350	50.163	26.529	1:51.042	78.88	3.222	11:05:50.765
3 -	33.395	48.344	26.081	1:47.820 (1)	81.24		11:07:38.585
4 -	34.482	48.550	26.231	1:49.263 (3)	80.17	1.443	11:09:27.848
5 -	34.093	48.121	25.900	1:48.114 (2)	81.02	0.294	11:11:15.962
6 -	33.948	51.425	26.527	1:51.900	78.28	4.080	11:13:07.862
7 -	33.599	50.094	26.745	1:50.438	79.31	2.618	11:14:58.300
8 -	34.285	50.128	27.859	1:52.272	78.02	4.452	11:16:50.572

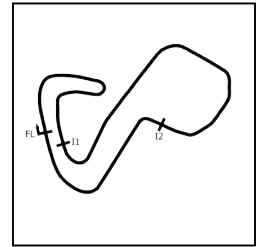
P7 7 NC		Alex MILLER		Miller Motorsport			
IDEAL LAP TIME : 1:47.978		BEST LAP TIME : 1:48.254		DIFFERENCE : 0.276			
LAP	SECTOR 1	SECTOR 2	SECTOR 3	LAP TIME	MPH	DIFF	TIME OF DAY
1 -	OUTLAP	50.690	26.895	1:55.135	76.08	6.881	11:03:44.207
2 -	33.367	48.657	26.230	1:48.254 (1)	80.91		11:05:32.461
3 -	33.541	48.939	26.492	1:48.972	80.38	0.718	11:07:21.433
4 -	33.529	49.392	26.091	1:49.012	80.35	0.758	11:09:10.445
5 -	33.608	48.952	26.308	1:48.868	80.46	0.614	11:10:59.313
6 -	33.525	48.520	26.457	1:48.502 (2)	80.73	0.248	11:12:47.815
7 -	33.821	50.135	26.503	1:50.459	79.30	2.205	11:14:38.274
8 -	33.679	48.659	26.324	1:48.662 (3)	80.61	0.408	11:16:26.936
9 -	33.844	49.915	29.754	1:53.513	77.17	5.259	11:18:20.449

P8 73 NC		Daniel PARRANS-SMITH		Boreham Motorsport			
IDEAL LAP TIME : 1:48.114		BEST LAP TIME : 1:48.423		DIFFERENCE : 0.309			
LAP	SECTOR 1	SECTOR 2	SECTOR 3	LAP TIME	MPH	DIFF	TIME OF DAY
1 -	OUTLAP	51.031	26.546	1:55.182	76.05	6.759	11:03:42.158
2 -	33.858	48.951	26.447	1:49.256	80.17	0.833	11:05:31.414
3 -	33.466	48.992	26.840	1:49.298 D	80.14	0.875	11:07:20.712
4 -	33.531	49.083	26.233	1:48.847	80.47	0.424	11:09:09.559
5 -	33.681	48.604	26.450	1:48.735	80.56	0.312	11:10:58.294
6 -	33.770	49.708	26.336	1:49.814	79.76	1.391	11:12:48.108
7 -	33.941	48.465	26.285	1:48.691 (3)	80.59	0.268	11:14:36.799
8 -	33.866	48.504	26.183	1:48.553 (2)	80.69	0.130	11:16:25.352
9 -	33.610	48.481	26.332	1:48.423 (1)	80.79		11:18:13.775

P9 18 NC		Aimee WATTS		Patrick Watts racing			
IDEAL LAP TIME : 1:48.512		BEST LAP TIME : 1:48.512		DIFFERENCE : 0.000			
LAP	SECTOR 1	SECTOR 2	SECTOR 3	LAP TIME	MPH	DIFF	TIME OF DAY
1 -	OUTLAP	51.648	26.890	1:58.272	74.06	9.760	11:03:28.460
2 -	34.500	50.180	26.285	1:50.965	78.94	2.453	11:05:19.425
3 -	33.661	48.640	26.211	1:48.512 (1)	80.72		11:07:07.937
4 -	33.918	49.677	26.395	1:49.990 (3)	79.64	1.478	11:08:57.927
5 -	34.034	50.011	26.752	1:50.797	79.06	2.285	11:10:48.724
6 -	34.010	49.921	26.792	1:50.723	79.11	2.211	11:12:39.447
7 -	34.021	49.251	26.362	1:49.634 (2)	79.90	1.122	11:14:29.081
8 -	34.116	49.748	27.506	1:51.370	78.65	2.858	11:16:20.451
9 -	33.842	49.153	27.746	1:50.741	79.10	2.229	11:18:11.192

Miata Trophy Championship

QUALIFYING - RACE 12 - SECTOR ANALYSIS



SECTOR 1 = FL to I1, SECTOR 2 = I1 to I2, SECTOR 3 = I2 to FL, DIFF = Difference To Personal Best Lap, P = Crossed Finish Line in Pit Lane, D = Time Disallowed

P10 72 NC Steve KITE		Misty Racing					
IDEAL LAP TIME : 1:48.389		BEST LAP TIME : 1:48.630		DIFFERENCE : 0.241			
LAP	SECTOR 1	SECTOR 2	SECTOR 3	LAP TIME	MPH	DIFF	TIME OF DAY
1 -	OUTLAP	56.509	28.253	2:08.407	68.21	19.777	11:04:21.640
2 -	35.480	51.672	27.121	1:54.273	76.65	5.643	11:06:15.913
3 -	34.394	50.099	26.926	1:51.419	78.62	2.789	11:08:07.332
4 -	33.938	49.421	26.806	1:50.165	79.51	1.535	11:09:57.497
5 -	33.888	48.999	26.393	1:49.280 (3)	80.15	0.650	11:11:46.777
6 -	34.582	50.115	26.829	1:51.526	78.54	2.896	11:13:38.303
7 -	33.550	48.917	26.385	1:48.852 (2)	80.47	0.222	11:15:27.155
8 -	33.755	48.454	26.421	1:48.630 (1)	80.63		11:17:15.785

P11 26 NC Drew FLETCHER		Hills Motorsport					
IDEAL LAP TIME : 1:48.434		BEST LAP TIME : 1:48.661		DIFFERENCE : 0.227			
LAP	SECTOR 1	SECTOR 2	SECTOR 3	LAP TIME	MPH	DIFF	TIME OF DAY
1 -	OUTLAP	52.945	27.922	1:59.777	73.13	11.116	11:03:42.623
2 -	33.791	49.321	26.435	1:49.547	79.96	0.886	11:05:32.170
3 -	33.512	49.032	26.424	1:48.968 (3)	80.38	0.307	11:07:21.138
4 -	33.569	50.118	26.831	1:50.518	79.26	1.857	11:09:11.656
5 -	34.048	49.347	26.278	1:49.673	79.87	1.012	11:11:01.329
6 -	33.621	48.767	26.273	1:48.661 (1)	80.61		11:12:49.990
7 -	34.170	49.595	26.333	1:50.098	79.56	1.437	11:14:40.088
8 -	33.877	48.776	26.155	1:48.808 (2)	80.50	0.147	11:16:28.896

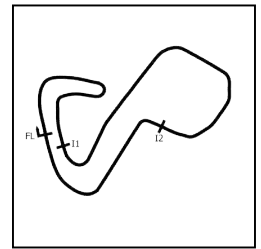
P12 55 NC Simon FLEET		Jiffy Winks					
IDEAL LAP TIME : 1:48.984		BEST LAP TIME : 1:49.144		DIFFERENCE : 0.160			
LAP	SECTOR 1	SECTOR 2	SECTOR 3	LAP TIME	MPH	DIFF	TIME OF DAY
1 -	OUTLAP	52.155	26.466	1:57.642	74.46	8.498	11:03:32.213
2 -	34.905	49.570	26.540	1:51.015	78.90	1.871	11:05:23.228
3 -	33.892	49.092	26.586	1:49.570 (3)	79.94	0.426	11:07:12.798
4 -	34.069	49.471	26.265	1:49.805	79.77	0.661	11:09:02.603
5 -	34.276	49.239	26.329	1:49.844	79.74	0.700	11:10:52.447
6 -	34.222	50.209	26.517	1:50.948	78.95	1.804	11:12:43.395
7 -	34.542	48.996	26.481	1:50.019	79.62	0.875	11:14:33.414
8 -	34.001	48.950	26.199	1:49.150 (2)	80.25	0.006	11:16:22.564
9 -	33.880	48.905	26.359	1:49.144 (1)	80.25		11:18:11.708

P13 70 NC Xavier BROOKE		Xavier Brooke					
IDEAL LAP TIME : 1:48.948		BEST LAP TIME : 1:49.147		DIFFERENCE : 0.199			
LAP	SECTOR 1	SECTOR 2	SECTOR 3	LAP TIME	MPH	DIFF	TIME OF DAY
1 -	OUTLAP	51.617	27.460	1:58.146	74.14	8.999	11:03:31.833
2 -	34.361	49.398	26.248	1:50.007	79.62	0.860	11:05:21.840
3 -	33.859	49.027	26.827	1:49.713 (2)	79.84	0.566	11:07:11.553
4 -	34.237	49.409	26.650	1:50.296	79.42	1.149	11:09:01.849
5 -	34.325	49.100	26.723	1:50.148	79.52	1.001	11:10:51.997
6 -	34.121	50.065	28.010	1:52.196	78.07	3.049	11:12:44.193
7 -	34.463	48.939	26.523	1:49.925 (3)	79.68	0.778	11:14:34.118
8 -	34.050	48.947	26.150	1:49.147 (1)	80.25		11:16:23.265

P14 4 NC Nicholas STOTT		Hills Motorsport					
IDEAL LAP TIME : 1:48.673		BEST LAP TIME : 1:49.207		DIFFERENCE : 0.534			
LAP	SECTOR 1	SECTOR 2	SECTOR 3	LAP TIME	MPH	DIFF	TIME OF DAY
1 -	OUTLAP	52.688	27.402	1:58.869	73.69	9.662	11:03:37.327
2 -	34.522	51.099	26.720	1:52.341	77.97	3.134	11:05:29.668
3 -	33.938	50.057	26.152	1:50.147	79.52	0.940	11:07:19.815
4 -	33.658	49.492	26.057	1:49.207 (1)	80.21		11:09:09.022
5 -	33.873	1:11.970	27.786	2:13.629	65.55	24.422	11:11:22.651
6 -	34.017	49.399	26.671	1:50.087	79.57	0.880	11:13:12.738
7 -	34.284	49.201	26.348	1:49.833 (3)	79.75	0.626	11:15:02.571
8 -	34.006	48.958	26.566	1:49.530 (2)	79.97	0.323	11:16:52.101

Miata Trophy Championship

QUALIFYING - RACE 12 - SECTOR ANALYSIS



SECTOR 1 = FL to I1, SECTOR 2 = I1 to I2, SECTOR 3 = I2 to FL, DIFF = Difference To Personal Best Lap, P = Crossed Finish Line in Pit Lane, D = Time Disallowed

P15 444 NC Jay COOMBS		Boreham Motorsport					
IDEAL LAP TIME : 1:49.700		BEST LAP TIME : 1:50.244		DIFFERENCE : 0.544			
LAP	SECTOR 1	SECTOR 2	SECTOR 3	LAP TIME	MPH	DIFF	TIME OF DAY
1 -	OUTLAP	51.588	27.571	1:57.500	74.55	7.256	11:03:48.160
2 -	35.259	50.343	26.723	1:52.325	77.98	2.081	11:05:40.485
3 -	34.432	50.585	26.708	1:51.725	78.40	1.481	11:07:32.210
4 -	34.386	50.418	26.562	1:51.366 (3)	78.65	1.122	11:09:23.576
5 -	34.315	50.035	26.240	1:50.590 (2)	79.21	0.346	11:11:14.166
6 -	34.513	49.430	26.301	1:50.244 (1)	79.45		11:13:04.410
7 -	34.175	50.694	26.846	1:51.715	78.41	1.471	11:14:56.125

P16 3 NC Lee DAVY-MARTIN		Hills Motorsport					
IDEAL LAP TIME :		BEST LAP TIME : 1:50.403		DIFFERENCE :			
LAP	SECTOR 1	SECTOR 2	SECTOR 3	LAP TIME	MPH	DIFF	TIME OF DAY
1 -				1:53.073	77.47	2.670	11:05:38.663
2 -				1:52.998	77.52	2.595	11:07:31.661
3 -				1:51.549 (3)	78.52	1.146	11:09:23.210
4 -				1:52.624	77.77	2.221	11:11:15.834
5 -				1:51.455 (2)	78.59	1.052	11:13:07.289
6 -				1:50.403 (1)	79.34		11:14:57.692
7 -				1:53.333	77.29	2.930	11:16:51.025

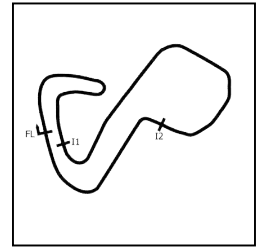
P17 95 NC Kamal KALSI		KEW Technology					
IDEAL LAP TIME : 1:50.320		BEST LAP TIME : 1:50.491		DIFFERENCE : 0.171			
LAP	SECTOR 1	SECTOR 2	SECTOR 3	LAP TIME	MPH	DIFF	TIME OF DAY
1 -	OUTLAP	53.786	27.138	2:02.490	71.51	11.999	11:03:37.646
2 -	35.024	52.151	28.786	1:55.961	75.54	5.470	11:05:33.607
3 -	33.931	54.308	26.750	1:54.989	76.17	4.498	11:07:28.596
4 -	33.825	49.831	26.835	1:50.491 (1)	79.28		11:09:19.087
5 -	34.172	50.438	26.664	1:51.274 (2)	78.72	0.783	11:11:10.361
6 -	34.020	51.174	26.838	1:52.032 (3)	78.19	1.541	11:13:02.393
7 -	34.237	52.147	26.824	1:53.208	77.37	2.717	11:14:55.601
8 -	34.176	52.629	29.186	1:55.991	75.52	5.500	11:16:51.592

P18 131 NC Max MERRITT		BC Motorsport					
IDEAL LAP TIME : 1:50.782		BEST LAP TIME : 1:51.153		DIFFERENCE : 0.371			
LAP	SECTOR 1	SECTOR 2	SECTOR 3	LAP TIME	MPH	DIFF	TIME OF DAY
1 -	OUTLAP	52.900	27.266	1:59.631	73.22	8.478	11:03:40.230
2 -	36.044	50.933	26.784	1:53.761	77.00	2.608	11:05:33.991
3 -	35.060	49.766	26.481	1:51.307 (3)	78.69	0.154	11:07:25.298
4 -	34.778	50.045	26.554	1:51.377	78.65	0.224	11:09:16.675
5 -	34.661	49.963	26.613	1:51.237 (2)	78.74	0.084	11:11:07.912
6 -	34.722	49.809	26.622	1:51.153 (1)	78.80		11:12:59.065
7 -	34.618	50.480	27.080	1:52.178	78.08	1.025	11:14:51.243
8 -	35.209	49.683	26.697	1:51.589	78.50	0.436	11:16:42.832

P19 40 NC Raymond WORLEY		Boreham Motorsport #40					
IDEAL LAP TIME : 1:51.788		BEST LAP TIME : 1:52.170		DIFFERENCE : 0.382			
LAP	SECTOR 1	SECTOR 2	SECTOR 3	LAP TIME	MPH	DIFF	TIME OF DAY
1 -	OUTLAP	53.278	27.225	1:59.463	73.32	7.293	11:04:01.032
2 -	35.581	51.065	27.812	1:54.458	76.53	2.288	11:05:55.490
3 -	34.689	51.056	26.425	1:52.170 (1)	78.09		11:07:47.660
4 -	34.762	59.280	28.784	2:02.826	71.31	10.656	11:09:50.486
5 -	34.942	52.302	27.468	1:54.712	76.36	2.542	11:11:45.198
6 -	34.905	51.445	27.613	1:53.963	76.86	1.793	11:13:39.161
7 -	34.520	50.843	27.024	1:52.387 (2)	77.94	0.217	11:15:31.548
8 -	35.648	50.970	26.656	1:53.274 (3)	77.33	1.104	11:17:24.822

Miata Trophy Championship

QUALIFYING - RACE 12 - SECTOR ANALYSIS



SECTOR 1 = FL to I1, SECTOR 2 = I1 to I2, SECTOR 3 = I2 to FL, DIFF = Difference To Personal Best Lap, P = Crossed Finish Line in Pit Lane, D = Time Disallowed

P20 11 NC		Reece WARRICK		Boreham Motorsport #11			
IDEAL LAP TIME : 1:51.899		BEST LAP TIME : 1:52.261		DIFFERENCE : 0.362			
LAP	SECTOR 1	SECTOR 2	SECTOR 3	LAP TIME	MPH	DIFF	TIME OF DAY
1 -	OUTLAP	54.000	28.437	2:02.547	71.48	10.286	11:03:58.516
2 -	36.400	52.070	27.322	1:55.792	75.65	3.531	11:05:54.308
3 -	35.357	51.200	26.428	1:52.985	77.53	0.724	11:07:47.293
4 -	35.461	51.856	27.021	1:54.338	76.61	2.077	11:09:41.631
5 -	34.633	51.052	26.576	1:52.261 (1)	78.03		11:11:33.892
6 -	34.876	51.102	26.776	1:52.754 (2)	77.68	0.493	11:13:26.646
7 -	35.060	50.838	26.940	1:52.838 (3)	77.63	0.577	11:15:19.484
8 -	34.678	51.193	27.524	1:53.395	77.25	1.134	11:17:12.879

P21 66 NC		Jack HARGRAVES		Boreham Motorsport #66			
IDEAL LAP TIME : 1:52.134		BEST LAP TIME : 1:52.475		DIFFERENCE : 0.341			
LAP	SECTOR 1	SECTOR 2	SECTOR 3	LAP TIME	MPH	DIFF	TIME OF DAY
1 -	OUTLAP	53.999	28.005	2:00.537	72.67	8.062	11:03:52.055
2 -	35.548	53.057	27.516	1:56.121	75.43	3.646	11:05:48.176
3 -	34.486	51.941	27.091	1:53.518	77.16	1.043	11:07:41.694
4 -	34.725	51.930	27.420	1:54.075	76.79	1.600	11:09:35.769
5 -	34.470	50.946	27.238	1:52.654 (3)	77.75	0.179	11:11:28.423
6 -	34.594	50.631	27.250	1:52.475 (1)	77.88		11:13:20.898
7 -	34.412	51.007	27.189	1:52.608 (2)	77.79	0.133	11:15:13.506
8 -	34.619	51.141	27.744	1:53.504	77.17	1.029	11:17:07.010

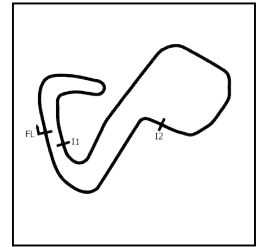
P22 69 NC		Wilbur TILEY		Patrick Watts Racing			
IDEAL LAP TIME : 1:52.146		BEST LAP TIME : 1:52.852		DIFFERENCE : 0.706			
LAP	SECTOR 1	SECTOR 2	SECTOR 3	LAP TIME	MPH	DIFF	TIME OF DAY
1 -	OUTLAP	50.931	29.936	2:01.067	72.35	8.215	11:03:32.741
2 -	40.508	1:15.620	IN PIT	4:49.056 P	30.30	2:56.204	11:08:21.797
3 -	OUTLAP	51.650	27.709	2:01.062	72.35	8.210	11:10:22.859
4 -	34.633	50.004	28.215	1:52.852 (1)	77.62		11:12:15.711

P23 77 NA		Steve FODEN		CRS			
IDEAL LAP TIME : 1:52.855		BEST LAP TIME : 1:53.266		DIFFERENCE : 0.411			
LAP	SECTOR 1	SECTOR 2	SECTOR 3	LAP TIME	MPH	DIFF	TIME OF DAY
1 -	OUTLAP	52.001	27.636	1:59.533	73.28	6.267	11:03:44.243
2 -	35.104	51.138	27.503	1:53.745 (3)	77.01	0.479	11:05:37.988
3 -	35.907	51.064	28.530	1:55.501	75.84	2.235	11:07:33.489
4 -	34.965	50.647	27.654	1:53.266 (1)	77.33		11:09:26.755
5 -	35.006	51.624	27.544	1:54.174	76.72	0.908	11:11:20.929
6 -	35.363	50.935	27.313	1:53.611 (2)	77.10	0.345	11:13:14.540
7 -	35.048	51.712	27.248	1:54.008	76.83	0.742	11:15:08.548
8 -	34.960	50.918	28.688	1:54.566	76.46	1.300	11:17:03.114

P24 19 NC		Liz WALTON		Tucker Motorsport			
IDEAL LAP TIME : 1:53.596		BEST LAP TIME : 1:53.654		DIFFERENCE : 0.058			
LAP	SECTOR 1	SECTOR 2	SECTOR 3	LAP TIME	MPH	DIFF	TIME OF DAY
1 -	35.404	53.866	28.829	1:58.099	74.17	4.445	11:05:58.856
2 -	35.082	51.871	27.940	1:54.893 (3)	76.24	1.239	11:07:53.749
3 -	34.638	53.072	28.353	1:56.063	75.47	2.409	11:09:49.812
4 -	35.148	52.386	27.798	1:55.332	75.95	1.678	11:11:45.144
5 -	35.796	52.678	27.649	1:56.123	75.43	2.469	11:13:41.267
6 -	34.872	51.661	27.547	1:54.080 (2)	76.78	0.426	11:15:35.347
7 -	34.696	51.452	27.506	1:53.654 (1)	77.07		11:17:29.001

Miata Trophy Championship

QUALIFYING - RACE 12 - SECTOR ANALYSIS



SECTOR 1 = FL to I1, SECTOR 2 = I1 to I2, SECTOR 3 = I2 to FL, DIFF = Difference To Personal Best Lap, P = Crossed Finish Line in Pit Lane, D = Time Disallowed

P25 29 NC		Duncan HARRIS		Boreham Motorsport #29			
IDEAL LAP TIME :		BEST LAP TIME : 1:53.888		DIFFERENCE :			
LAP	SECTOR 1	SECTOR 2	SECTOR 3	LAP TIME	MPH	DIFF	TIME OF DAY
1 -				3:58.777	36.68	2:04.889	11:07:54.687
2 -				1:57.208	74.73	3.320	11:09:51.895
3 -				1:54.948 (3)	76.20	1.060	11:11:46.843
4 -				1:55.629	75.75	1.741	11:13:42.473
5 -				1:54.154 (2)	76.73	0.266	11:15:36.627
6 -				1:53.888 (1)	76.91		11:17:30.515

P26 25 NC		Rich COOPER		RC Graphix Racing			
IDEAL LAP TIME : 1:55.007		BEST LAP TIME : 1:55.254		DIFFERENCE : 0.247			
LAP	SECTOR 1	SECTOR 2	SECTOR 3	LAP TIME	MPH	DIFF	TIME OF DAY
1 -	OUTLAP	55.371	28.852	2:05.520	69.78	10.266	11:04:12.080
2 -	37.249	53.641	28.194	1:59.084	73.56	3.830	11:06:11.164
3 -	35.839	52.799	29.177	1:57.815	74.35	2.561	11:08:08.979
4 -	36.042	52.551	27.800	1:56.393 (3)	75.26	1.139	11:10:05.372
5 -	37.706	53.551	28.097	1:59.354	73.39	4.100	11:12:04.726
6 -	36.191	52.647	28.021	1:56.859	74.96	1.605	11:14:01.585
7 -	36.038	52.150	27.604	1:55.792 (2)	75.65	0.538	11:15:57.377
8 -	35.450	51.953	27.851	1:55.254 (1)	76.00		11:17:52.631

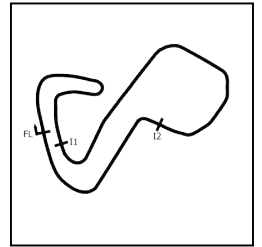
P27 94 NA		Liam COCHRANE		Turner Property Services Racing			
IDEAL LAP TIME : 1:55.610		BEST LAP TIME : 1:55.785		DIFFERENCE : 0.175			
LAP	SECTOR 1	SECTOR 2	SECTOR 3	LAP TIME	MPH	DIFF	TIME OF DAY
1 -	OUTLAP	54.768	28.258	2:04.504	70.35	8.719	11:04:12.457
2 -	36.329	53.150	28.201	1:57.680	74.43	1.895	11:06:10.137
3 -	36.081	54.865	29.188	2:00.134	72.91	4.349	11:08:10.271
4 -	35.856	52.176	27.753	1:55.785 (1)	75.65		11:10:06.056
5 -	36.626	52.270	28.116	1:57.012	74.86	1.227	11:12:03.068
6 -	35.916	52.360	27.866	1:56.142 (3)	75.42	0.357	11:13:59.210
7 -	35.858	52.662	28.012	1:56.532	75.17	0.747	11:15:55.742
8 -	35.682	52.175	28.194	1:56.051 (2)	75.48	0.266	11:17:51.793

P28 121 NC		Gary SMITH		On the spot racing			
IDEAL LAP TIME : 1:56.047		BEST LAP TIME : 1:56.306		DIFFERENCE : 0.259			
LAP	SECTOR 1	SECTOR 2	SECTOR 3	LAP TIME	MPH	DIFF	TIME OF DAY
1 -	OUTLAP	57.118	29.105	2:07.741	68.57	11.435	11:04:17.303
2 -	36.993	55.907	28.284	2:01.184	72.28	4.878	11:06:18.487
3 -	36.581	54.091	28.289	1:58.961 D	73.63	2.655	11:08:17.448
4 -	36.363	53.437	27.995	1:57.795 (3)	74.36	1.489	11:10:15.243
5 -	36.255	53.007	27.931	1:57.193 (2)	74.74	0.887	11:12:12.436
6 -	36.125	52.893	27.288	1:56.306 (1)	75.31		11:14:08.742
7 -	36.825	54.843	27.662	1:59.330	73.40	3.024	11:16:08.072

P29 48 NC		Chas ALLEN		Rosbif Racing			
IDEAL LAP TIME : 1:58.351		BEST LAP TIME : 1:58.616		DIFFERENCE : 0.265			
LAP	SECTOR 1	SECTOR 2	SECTOR 3	LAP TIME	MPH	DIFF	TIME OF DAY
1 -	OUTLAP	55.083	29.035	2:05.935	69.55	7.319	11:04:10.570
2 -	37.803	55.137	28.810	2:01.750	71.94	3.134	11:06:12.320
3 -	37.229	53.684	28.316	1:59.229 (3)	73.47	0.613	11:08:11.549
4 -	37.586	53.643	28.439	1:59.668	73.20	1.052	11:10:11.217
5 -	37.284	53.119	28.298	1:58.701 (2)	73.79	0.085	11:12:09.918
6 -	37.141	53.195	28.280	1:58.616 (1)	73.85		11:14:08.534
7 -	38.341	54.801	28.557	2:01.699	71.97	3.083	11:16:10.233
8 -	36.952	53.461	30.110	2:00.523	72.68	1.907	11:18:10.756

Miata Trophy Championship

QUALIFYING - RACE 12 - SECTOR ANALYSIS



SECTOR 1 = FL to I1, SECTOR 2 = I1 to I2, SECTOR 3 = I2 to FL, DIFF = Difference To Personal Best Lap, P = Crossed Finish Line in Pit Lane, D = Time Disallowed

P30 14 NA Gary PADDOCK		Misty Racing.					
IDEAL LAP TIME : 2:02.553		BEST LAP TIME : 2:02.757		DIFFERENCE : 0.204			
LAP	SECTOR 1	SECTOR 2	SECTOR 3	LAP TIME	MPH	DIFF	TIME OF DAY
1 -	OUTLAP	59.726	31.501	2:12.315	66.20	9.558	11:04:23.938
2 -	38.019	58.623	29.931	2:06.573	69.20	3.816	11:06:30.511
3 -	37.524	57.593	29.694	2:04.811	70.18	2.054	11:08:35.322
4 -	37.604	56.885	29.696	2:04.185 (3)	70.53	1.428	11:10:39.507
5 -	37.037	56.330	29.390	2:02.757 (1)	71.35		11:12:42.264
6 -	43.303	57.927	29.575	2:10.805	66.96	8.048	11:14:53.069
7 -	36.881	57.541	29.342	2:03.764 (2)	70.77	1.007	11:16:56.833

Miata Trophy Championship

QUALIFYING - RACE 12 - BEST SECTORS

SECTOR 1			SECTOR 2			SECTOR 3			IDEAL / BEST COMPARISON						
POS	NO	NAME	TIME	NO	NAME	TIME	NO	NAME	TIME	POS	NO	NAME	IDEAL	BEST	DIFF
												PERFECT LAP	1:45.782		
1	8	HILLS	33.015	12	LEE	47.303	8	HILLS	25.464	1	8	HILLS	1:45.886	1:45.886	0.000
2	82	KNIBBS	33.089	82	KNIBBS	47.365	12	LEE	25.478	2	82	KNIBBS	1:46.024	1:46.091	0.067
3	5	LANGRIDGE	33.253	8	HILLS	47.407	82	KNIBBS	25.570	3	12	LEE	1:46.045	1:46.433	0.388
4	12	LEE	33.264	17	MORRIS	47.919	17	MORRIS	25.579	4	17	MORRIS	1:46.877	1:47.086	0.209
5	7	MILLER	33.367	88	LUNDY	48.121	5	LANGRIDGE	25.798	5	5	LANGRIDGE	1:47.234	1:47.345	0.111
6	17	MORRIS	33.379	5	LANGRIDGE	48.183	88	LUNDY	25.900	6	88	LUNDY	1:47.416	1:47.820	0.404
7	88	LUNDY	33.395	72	KITE	48.454	4	STOTT	26.057	7	7	MILLER	1:47.978	1:48.254	0.276
8	73	PARRANS-SMITH	33.466	73	PARRANS-SMITH	48.465	7	MILLER	26.091	8	73	PARRANS-SMITH	1:48.114	1:48.423	0.309
9	26	FLETCHER	33.512	7	MILLER	48.520	70	BROOKE	26.150	9	72	KITE	1:48.389	1:48.630	0.241
10	72	KITE	33.550	18	WATTS	48.640	26	FLETCHER	26.155	10	26	FLETCHER	1:48.434	1:48.661	0.227
11	4	STOTT	33.658	26	FLETCHER	48.767	73	PARRANS-SMITH	26.183	11	18	WATTS	1:48.512	1:48.512	0.000
12	18	WATTS	33.661	55	FLEET	48.905	55	FLEET	26.199	12	4	STOTT	1:48.673	1:49.207	0.534
13	95	KALSI	33.825	70	BROOKE	48.939	18	WATTS	26.211	13	70	BROOKE	1:48.948	1:49.147	0.199
14	70	BROOKE	33.859	4	STOTT	48.958	444	COOMBS	26.240	14	55	FLEET	1:48.984	1:49.144	0.160
15	55	FLEET	33.880	444	COOMBS	49.408	72	KITE	26.385	15	444	COOMBS	1:49.700	1:50.244	0.544
16	444	COOMBS	34.052	131	MERRITT	49.683	40	WORLEY	26.425	16	95	KALSI	1:50.320	1:50.491	0.171
17	66	HARGRAVES	34.412	95	KALSI	49.831	11	WARRICK	26.428	17	131	MERRITT	1:50.782	1:51.153	0.371
18	69	TILEY	34.433	69	TILEY	50.004	131	MERRITT	26.481	18	40	WORLEY	1:51.788	1:52.170	0.382
19	40	WORLEY	34.520	66	HARGRAVES	50.631	95	KALSI	26.664	19	11	WARRICK	1:51.899	1:52.261	0.362
20	131	MERRITT	34.618	77	FODEN	50.647	66	HARGRAVES	27.091	20	66	HARGRAVES	1:52.134	1:52.475	0.341
21	11	WARRICK	34.633	11	WARRICK	50.838	77	FODEN	27.248	21	69	TILEY	1:52.146	1:52.852	0.706
22	19	WALTON	34.638	40	WORLEY	50.843	121	SMITH	27.288	22	77	FODEN	1:52.855	1:53.266	0.411
23	77	FODEN	34.960	19	WALTON	51.452	19	WALTON	27.506	23	19	WALTON	1:53.596	1:53.654	0.058
24	25	COOPER	35.450	25	COOPER	51.953	25	COOPER	27.604	24	25	COOPER	1:55.007	1:55.254	0.247
25	94	COCHRANE	35.682	94	COCHRANE	52.175	69	TILEY	27.709	25	94	COCHRANE	1:55.610	1:55.785	0.175
26	121	SMITH	35.866	121	SMITH	52.893	94	COCHRANE	27.753	26	121	SMITH	1:56.047	1:56.306	0.259
27	14	PADDOCK	36.881	48	ALLEN	53.119	48	ALLEN	28.280	27	48	ALLEN	1:58.351	1:58.616	0.265
28	48	ALLEN	36.952	14	PADDOCK	56.330	14	PADDOCK	29.342	28	14	PADDOCK	2:02.553	2:02.757	0.204
29										29	29	HARRIS		1:53.888	
30										30	3	DAVY-MARTIN		1:50.403	

Miata Trophy Championship

QUALIFYING - RACE 12 - STATISTICS

Competitors Started 30
Planned Start 2023-04-30 @ 11:05:00.000
Actual Start 2023-04-30 @ 11:01:25.407
Finish Time 2023-04-30 @ 11:16:28.637
Track Length 2.4332mi.
Total Laps 230
Total Distance Covered 559.6566mi.

Session Fastest Lap History

NO	CL	NAME	LAP TIME	TIME OF DAY	LAP	VEHICLE
8	NC	Aidan HILLS	1:47.539	11:05:16.425	2	Hills Motorsport
12	NC	Declan LEE	1:46.925	11:05:17.798	2	Hills Motorsport
8	NC	Aidan HILLS	1:45.886	11:07:02.312	3	Hills Motorsport

Flag History

TYPE	TIME OF DAY
GREEN	11:01:25.407
FINISH	11:16:28.637

Flag Statistics

TYPE	COUNT	TOTAL LAPS	TOTAL TIME
Green	1	9	18:22.971
Red	0	0	0.000
Safety Car	0	0	0.000
FCY	0	0	0.000

Miata Trophy Championship

QUALIFYING - RACE 12 - STATISTICS

CLASS : NC

27 Starters

Fastest Lap History

NO	NAME	LAP TIME	TIME OF DAY	LAP	VEHICLE
8	Aidan HILLS	1:47.539	11:05:16.425	2	Hills Motorsport
12	Declan LEE	1:46.925	11:05:17.798	2	Hills Motorsport
8	Aidan HILLS	1:45.886	11:07:02.312	3	Hills Motorsport

Miata Trophy Championship

QUALIFYING - RACE 12 - STATISTICS

CLASS : NA

3 Starters

Fastest Lap History

NO	NAME	LAP TIME	TIME OF DAY	LAP	VEHICLE
77	Steve FODEN	1:53.745	11:05:38.000	2	CRS
77	Steve FODEN	1:53.266	11:09:26.767	4	CRS

Miata Trophy Championship

SUPERPOLE - CLASSIFICATION

POS	NO	CL	PIC NAME	ENTRY	TIME	ON	LAPS	GAP	DIFF	MPH
1	8	NC	1 Aidan HILLS	Hills Motorsport	1:46.429	2	2			82.30
2	12	NC	2 Declan LEE	Hills Motorsport	1:46.530	2	2	0.101	0.101	82.22
3	82	NC	3 Michael KNIBBS	Michael Knibbs	1:46.977	2	2	0.548	0.447	81.88
4	5	NC	4 John LANGRIDGE	Miller Motorsport	1:47.936	2	2	1.507	0.959	81.15
5	17	NC	5 William MORRIS	Hills Motorsport	1:48.468	2	2	2.039	0.532	80.75
6	77	NA	1 Steve FODEN	CRS	1:52.611	2	2	6.182	4.143	77.78
7	94	NA	2 Liam COCHRANE	Turner Property Services Racing	1:55.301	2	2	8.872	2.690	75.97
8	14	NA	3 Gary PADDOCK	Misty Racing.	2:00.977	2	2	14.548	5.676	72.40

Weather / Track : Sunny / Dry

These results are provisional until the conclusion of any judicial and technical matters.

Brands Hatch GP: 2.4332 miles

Date: 30/04/2023 Start: 11:55 Finish: 12:03

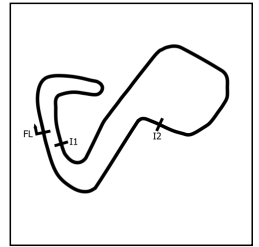
Clerk Of Course : Ian Denyer

Stewards :

Timekeeper : Nick Palmer

Miata Trophy Championship

SUPERPOLE - SECTOR ANALYSIS



SECTOR 1 = FL to I1, SECTOR 2 = I1 to I2, SECTOR 3 = I2 to FL, DIFF = Difference To Personal Best Lap, P = Crossed Finish Line in Pit Lane, D = Time Disallowed

P1	8 NC	Aidan HILLS	Hills Motorsport				
IDEAL LAP TIME : 1:46.355		BEST LAP TIME : 1:46.429		DIFFERENCE : 0.074			
LAP	SECTOR 1	SECTOR 2	SECTOR 3	LAP TIME	MPH	DIFF	TIME OF DAY
1 -	OUTLAP	47.828	25.512	1:59.115	73.54	12.686	11:58:19.176
2 -	33.204	47.639	25.586	1:46.429 (1)	82.30		12:00:05.605
P2	12 NC	Declan LEE	Hills Motorsport				
IDEAL LAP TIME : 1:46.530		BEST LAP TIME : 1:46.530		DIFFERENCE : 0.000			
LAP	SECTOR 1	SECTOR 2	SECTOR 3	LAP TIME	MPH	DIFF	TIME OF DAY
1 -	OUTLAP	48.450	25.831	1:59.672	73.19	13.142	11:57:59.595
2 -	33.340	47.591	25.599	1:46.530 (1)	82.22		11:59:46.125
P3	82 NC	Michael KNIBBS	Michael Knibbs				
IDEAL LAP TIME : 1:46.977		BEST LAP TIME : 1:46.977		DIFFERENCE : 0.000			
LAP	SECTOR 1	SECTOR 2	SECTOR 3	LAP TIME	MPH	DIFF	TIME OF DAY
1 -	OUTLAP	48.115	26.232	1:57.745	74.39	10.768	11:58:07.777
2 -	33.452	47.776	25.749	1:46.977 (1)	81.88		11:59:54.754
P4	5 NC	John LANGRIDGE	Miller Motorsport				
IDEAL LAP TIME : 1:47.917		BEST LAP TIME : 1:47.936		DIFFERENCE : 0.019			
LAP	SECTOR 1	SECTOR 2	SECTOR 3	LAP TIME	MPH	DIFF	TIME OF DAY
1 -	OUTLAP	48.976	26.086	1:45.065	83.37		11:57:33.640
2 -	33.709	48.122	26.105	1:47.936 (1)	81.15		11:59:21.576
P5	17 NC	William MORRIS	Hills Motorsport				
IDEAL LAP TIME : 1:48.249		BEST LAP TIME : 1:48.468		DIFFERENCE : 0.219			
LAP	SECTOR 1	SECTOR 2	SECTOR 3	LAP TIME	MPH	DIFF	TIME OF DAY
1 -	OUTLAP	49.703	25.908	1:56.061	75.47	7.593	11:57:50.612
2 -	33.844	48.497	26.127	1:48.468 (1)	80.75		11:59:39.080
P6	77 NA	Steve FODEN	CRS				
IDEAL LAP TIME : 1:52.611		BEST LAP TIME : 1:52.611		DIFFERENCE : 0.000			
LAP	SECTOR 1	SECTOR 2	SECTOR 3	LAP TIME	MPH	DIFF	TIME OF DAY
1 -	OUTLAP	50.884	27.381	2:06.793	69.08	14.182	11:58:54.599
2 -	34.936	50.574	27.101	1:52.611 (1)	77.78		12:00:47.210
P7	94 NA	Liam COCHRANE	Turner Property Services Racing				
IDEAL LAP TIME : 1:55.301		BEST LAP TIME : 1:55.301		DIFFERENCE : 0.000			
LAP	SECTOR 1	SECTOR 2	SECTOR 3	LAP TIME	MPH	DIFF	TIME OF DAY
1 -	OUTLAP	54.513	28.374	2:10.666	67.03	15.365	11:58:51.570
2 -	35.992	51.828	27.481	1:55.301 (1)	75.97		12:00:46.871
P8	14 NA	Gary PADDOCK	Misty Racing.				
IDEAL LAP TIME : 2:00.977		BEST LAP TIME : 2:00.977		DIFFERENCE : 0.000			
LAP	SECTOR 1	SECTOR 2	SECTOR 3	LAP TIME	MPH	DIFF	TIME OF DAY
1 -	OUTLAP	55.869	29.238	2:07.565	68.66	6.588	11:58:43.426
2 -	36.863	55.323	28.791	2:00.977 (1)	72.40		12:00:44.403

Miata Trophy Championship

SUPERPOLE - BEST SECTORS

SECTOR 1			SECTOR 2			SECTOR 3			IDEAL / BEST COMPARISON						
POS	NO	NAME	TIME	NO	NAME	TIME	NO	NAME	TIME	POS	NO	NAME	IDEAL	BEST	DIFF
													PERFECT LAP	1:46.307	
1	8	HILLS	33.204	12	LEE	47.591	8	HILLS	25.512	1	8	HILLS	1:46.355	1:46.429	0.074
2	12	LEE	33.340	8	HILLS	47.639	12	LEE	25.599	2	12	LEE	1:46.530	1:46.530	0.000
3	82	KNIBBS	33.452	82	KNIBBS	47.776	82	KNIBBS	25.749	3	82	KNIBBS	1:46.977	1:46.977	0.000
4	5	LANGRIDGE	33.709	5	LANGRIDGE	48.122	17	MORRIS	25.908	4	5	LANGRIDGE	1:47.917	1:47.936	0.019
5	17	MORRIS	33.844	17	MORRIS	48.497	5	LANGRIDGE	26.086	5	17	MORRIS	1:48.249	1:48.468	0.219
6	77	FODEN	34.936	77	FODEN	50.574	77	FODEN	27.101	6	77	FODEN	1:52.611	1:52.611	0.000
7	94	COCHRANE	35.992	94	COCHRANE	51.828	94	COCHRANE	27.481	7	94	COCHRANE	1:55.301	1:55.301	0.000
8	14	PADDOCK	36.863	14	PADDOCK	55.323	14	PADDOCK	28.791	8	14	PADDOCK	2:00.977	2:00.977	0.000

Miata Trophy Championship

SUPERPOLE - STATISTICS

Competitors Started 8
Planned Start 2023-04-30 @ 12:05:00.000
Actual Start 2023-04-30 @ 11:55:48.574
Finish Time 2023-04-30 @ 12:03:12.214
Track Length 2.4332mi.
Total Laps 16
Total Distance Covered 38.9326mi.

Session Fastest Lap History

NO	CL	NAME	LAP TIME	TIME OF DAY	LAP	VEHICLE
5	NC	John LANGRIDGE	1:47.936	11:59:21.585	2	Miller Motorsport
12	NC	Declan LEE	1:46.530	11:59:46.137	2	Hills Motorsport
8	NC	Aidan HILLS	1:46.429	12:00:05.617	2	Hills Motorsport

Flag History

TYPE	TIME OF DAY
GREEN	11:55:48.574
FINISH	12:03:12.214

Flag Statistics

TYPE	COUNT	TOTAL LAPS	TOTAL TIME
Green	1	2	7:28.438
Red	0	0	0.000
Safety Car	0	0	0.000
FCY	0	0	0.000

Miata Trophy Championship

SUPERPOLE - STATISTICS

CLASS : NC

5 Starters

Fastest Lap History

NO	NAME	LAP TIME	TIME OF DAY	LAP	VEHICLE
5	John LANGRIDGE	1:47.936	11:59:21.585	2	Miller Motorsport
12	Declan LEE	1:46.530	11:59:46.137	2	Hills Motorsport
8	Aidan HILLS	1:46.429	12:00:05.617	2	Hills Motorsport

Miata Trophy Championship

SUPERPOLE - STATISTICS

CLASS : NA


3 Starters

Fastest Lap History

NO	NAME	LAP TIME	TIME OF DAY	LAP	VEHICLE
14	Gary PADDOCK	2:00.977	12:00:44.407	2	Misty Racing.
94	Liam COCHRANE	1:55.301	12:00:46.880	2	Turner Property Services Racing
77	Steve FODEN	1:52.611	12:00:47.222	2	CRS

Miata Trophy Championship

RACE 12 - GRID (20 minutes) - AMENDED

ROW 17	33	14 Gary PADDOCK	
ROW 16		31 77 Steve FODEN	32 94 Liam COCHRANE
ROW 15			
ROW 14		27 48 Chas ALLEN	
ROW 13	25	25 Rich COOPER	26 121 Gary SMITH
ROW 12		23 19 Liz WALTON	24 29 Duncan HARRIS
ROW 11	21	66 Jack HARGRAVES	22 69 Wilbur TILEY
ROW 10		19 40 Raymond WORLEY	20 11 Reece WARRICK
ROW 9	17	95 Kamal KALSI	18 131 Max MERRITT
ROW 8		15 444 Jay COOMBS	16 3 Lee DAVY-MARTIN
ROW 7	13	70 Xavier BROOKE	14 4 Nicholas STOTT
ROW 6		11 26 Drew FLETCHER	12 55 Simon FLEET
ROW 5	9	18 Aimee WATTS	10 72 Steve KITE
ROW 4		7 7 Alex MILLER	8 73 Daniel PARRANS-SMITH
ROW 3	5	17 William MORRIS	6 88 Roan LUNDY
ROW 2		3 82 Michael KNIBBS	4 5 John LANGRIDGE
ROW 1	1	8 Aidan HILLS	2 12 Declan LEE
Pole			
			

Class NA cars to start at the back of the grid.

Brands Hatch GP: 2.4332 miles

These results are provisional until the conclusion of any judicial and technical matters.

Clerk Of Course : Ian Denyer

Stewards :

Timekeeper : Nick Palmer

Miata Trophy Championship

RACE 12 - GRID (20 minutes)

ROW 15	29	121	1:56.306 Gary SMITH	30	48	1:58.616 Chas ALLEN	
ROW 14		27	29	1:53.888 Duncan HARRIS	28	25	1:55.254 Rich COOPER
ROW 13	25	69	1:52.852 Wilbur TILEY	26	19	1:53.654 Liz WALTON	
ROW 12		23	11	1:52.261 Reece WARRICK	24	66	1:52.475 Jack HARGRAVES
ROW 11	21	131	1:51.153 Max MERRITT	22	40	1:52.170 Raymond WORLEY	
ROW 10		19	3	1:50.403 Lee DAVY-MARTIN	20	95	1:50.491 Kamal KALSI
ROW 9	17	4	1:49.207 Nicholas STOTT	18	444	1:50.244 Jay COOMBS	
ROW 8		15	55	1:49.144 Simon FLEET	16	70	1:49.147 Xavier BROOKE
ROW 7	13	72	1:48.630 Steve KITE	14	26	1:48.661 Drew FLETCHER	
ROW 6		11	73	1:48.423 Daniel PARRANS-SMITH	12	18	1:48.512 Aimee WATTS
ROW 5	9	88	1:47.820 Roan LUNDY	10	7	1:48.254 Alex MILLER	
ROW 4		7	94	1:55.301 Liam COCHRANE	8	14	2:00.977 Gary PADDOCK
ROW 3	5	17	1:48.468 William MORRIS	6	77	1:52.611 Steve FODEN	
ROW 2		3	82	1:46.977 Michael KNIBBS	4	5	1:47.936 John LANGRIDGE
ROW 1	1	8	1:46.429 Aidan HILLS	2	12	1:46.530 Declan LEE	
Pole							

Brands Hatch GP: 2.4332 miles

These results are provisional until the conclusion of any judicial and technical matters.

Clerk Of Course : Ian Denyer

Stewards :

Timekeeper : Nick Palmer

Miata Trophy Championship

RACE 12 - CLASSIFICATION

POS	NO	CL	PIC	NAME	ENTRY	LAPS	TIME	GAP	DIFF	MPH	BEST	ON
1	8	NC	1	Aidan HILLS	Hills Motorsport	12	21:29.599			81.51	1:46.496	4
2	12	NC	2	Declan LEE	Hills Motorsport	12	21:31.582	1.983	1.983	81.38	1:46.449	3
3	5	NC	3	John LANGRIDGE	Miller Motorsport	12	21:41.619	12.020	10.037	80.75	1:46.637	3
4	82	NC	4	Michael KNIBBS	Michael Knibbs	12	21:41.858	12.259	0.239	80.74	1:46.572	3
5	17	NC	5	William MORRIS	Hills Motorsport	12	21:45.800	16.201	3.942	80.50	1:46.316	2
6	73	NC	6	Daniel PARRANS-SMITH	Boreham Motorsport	12	21:50.479	20.880	4.679	80.21	1:47.797	8
7	88	NC	7	Roan LUNDY	Roan Lundy	12	21:50.679	21.080	0.200	80.20	1:47.919	11
8	72	NC	8	Steve KITE	Misty Racing	12	21:53.199	23.600	2.520	80.04	1:47.995	6
9	7	NC	9	Alex MILLER	Miller Motorsport	12	21:54.395	24.796	1.196	79.97	1:48.066	6
10	55	NC	10	Simon FLEET	Jiffy Winks	12	21:55.097	25.498	0.702	79.93	1:48.255	8
11	26	NC	11	Drew FLETCHER	Hills Motorsport	12	22:01.519	31.920	6.422	79.54	1:48.307	8
12	69	NC	12	Wilbur TILEY	Patrick Watts Racing	12	22:07.987	38.388	6.468	79.15	1:48.824	3
13	70	NC	13	Xavier BROOKE	Xavier Brooke	12	22:14.220	44.621	6.233	78.78	1:49.210	4
14	4	NC	14	Nicholas STOTT	Hills Motorsport	12	22:14.420	44.821	0.200	78.77	1:49.102	6
15	95	NC	15	Kamal KALSI	KEW Technology	12	22:14.796	45.197	0.376	78.75	1:49.854	12
16	444	NC	16	Jay COOMBS	Boreham Motorsport	12	22:15.415	45.816	0.619	78.71	1:49.353	4
17	18	NC	17	Aimee WATTS	Patrick Watts racing	12	22:17.094	47.495	1.679	78.61	1:49.181	12
18	3	NC	18	Lee DAVY-MARTIN	Hills Motorsport	12	22:28.269	58.670	11.175	77.96	1:49.868	2
19	11	NC	19	Reece WARRICK	Boreham Motorsport #11	12	22:40.173	1:10.574	11.904	77.28	1:51.281	2
20	40	NC	20	Raymond WORLEY	Boreham Motorsport #40	12	22:42.595	1:12.996	2.422	77.14	1:51.801	10
21	77	NA	1	Steve FODEN	CRS	12	23:05.462	1:35.863	22.867	75.87	1:53.256	12
22	131	NC	21	Max MERRITT	BC Motorsport	12	23:08.076	1:38.477	2.614	75.72	1:51.640	2
23	121	NC	22	Gary SMITH	On the spot racing	12	23:08.127	1:38.528	0.051	75.72	1:53.904	11
24	19	NC	23	Liz WALTON	Tucker Motorsport	12	23:10.067	1:40.468	1.940	75.62	1:53.408	11
25	66	NC	24	Jack HARGRAVES	Boreham Motorsport #66	12	23:10.292	1:40.693	0.225	75.60	1:53.123	9
26	29	NC	25	Duncan HARRIS	Boreham Motorsport #29	12	23:13.721	1:44.122	3.429	75.42	1:53.601	12
27	94	NA	2	Liam COCHRANE	Turner Property Services Racing	12	23:15.432	1:45.833	1.711	75.33	1:54.139	5
28	25	NC	26	Rich COOPER	RC Graphix Racing	12	23:22.971	1:53.372	7.539	74.92	1:53.709	11
29	48	NC	27	Chas ALLEN	Rosbif Racing	12	23:23.219	1:53.620	0.248	74.91	1:53.565	11
30	14	NA	3	Gary PADDOCK	Misty Racing.	11	22:28.420	1 Lap	1 Lap	71.46	1:58.931	11

FASTEST LAP

17	NC	William MORRIS	Hills Motorsport	2	1:46.316	82.39 mph	132.60 kph
77	NA	Steve FODEN	CRS	12	1:53.256	77.34 mph	124.47 kph

Weather / Track : Cloudy / Dry

These results are provisional until the conclusion of any judicial and technical matters.

Race Distance: 12 Laps / 29.19 miles

Brands Hatch GP: 2.4332 miles

Date: 30/04/2023 Start: 14:10 Finish: 14:32

Clerk Of Course : Ian Denyer

Stewards :

Timekeeper : Nick Palmer

Miata Trophy Championship

RACE 12 - LAP CHART

LAP 1 @ 14:12:38.481			LAP 2 @ 14:14:25.314			LAP 3 @ 14:16:11.879			LAP 4 @ 14:17:58.375			LAP 5 @ 14:19:45.110		
NO	BEHIND	LAP TIME	NO	BEHIND	LAP TIME	NO	BEHIND	LAP TIME	NO	BEHIND	LAP TIME	NO	BEHIND	LAP TIME
8		1:52.201	8		1:46.833	8		1:46.565	8		1:46.496	8		1:46.735
12	0.534	1:52.735	12	0.465	1:46.764	12	0.349	1:46.449	12	0.518	1:46.665	12	0.951	1:47.168
82	1.000	1:53.201	82	0.781	1:46.614	82	0.788	1:46.572	82	1.854	1:47.562	82	2.604	1:47.485
17	1.718	1:53.919	17	1.201	1:46.316	5	1.894	1:46.637	5	2.043	1:46.645	5	2.866	1:47.558
5	1.995	1:54.196	5	1.822	1:46.660	7	7.429	1:48.997	72	9.895	1:48.805	17	12.019	1:48.799
7	3.413	1:55.614	7	4.997	1:48.417	72	7.586	1:48.678	17	9.955	1:48.641	73	12.767	1:48.465
88	3.691	1:55.892	72	5.473	1:48.365	17	7.810	1:53.174	73	11.037	1:49.492	72	13.216	1:50.056
72	3.941	1:56.142	73	6.186	1:48.246	73	8.041	1:48.420	7	11.371	1:50.438	7	13.951	1:49.315
73	4.773	1:56.974	88	6.771	1:49.913	88	8.508	1:48.302	88	11.886	1:49.874	88	14.358	1:49.207
55	5.496	1:57.697	55	7.399	1:48.736	55	9.732	1:48.898	55	12.086	1:48.850	55	15.124	1:49.773
18	6.158	1:58.359	26	8.459	1:48.976	26	10.380	1:48.486	26	12.486	1:48.602	26	15.482	1:49.731
26	6.316	1:58.517	69	10.090	1:49.354	69	12.349	1:48.824	69	14.799	1:48.946	69	18.654	1:50.590
69	7.569	1:59.770	18	10.615	1:51.290	4	13.562	1:49.301	4	16.932	1:49.866	4	19.507	1:49.310
4	7.911	2:00.112	4	10.826	1:49.748	18	14.338	1:50.288	70	17.283	1:49.210	70	19.781	1:49.233
70	8.093	2:00.294	70	11.146	1:49.886	70	14.569	1:49.988	95	19.936	1:50.626	95	23.610	1:50.409
3	8.616	2:00.817	3	11.651	1:49.868	95	15.806	1:50.032	444	20.968	1:49.353	444	23.973	1:49.740
95	9.202	2:01.403	95	12.339	1:49.970	3	16.119	1:51.033	18	23.313	1:55.471	18	27.607	1:51.029
444	9.514	2:01.715	444	13.665	1:50.984	444	18.111	1:51.011	40	29.069	1:52.422	40	34.172	1:51.838
40	9.902	2:02.103	40	15.242	1:52.173	40	23.143	1:54.466	11	30.429	1:53.258	3	34.359	1:50.382
131	11.074	2:03.275	131	15.881	1:51.640	11	23.667	1:53.603	3	30.712	2:01.089	11	35.777	1:52.083
11	12.181	2:04.382	11	16.629	1:51.281	121	30.082	1:55.140	121	39.193	1:55.607	121	47.503	1:55.045
29	12.640	2:04.841	29	19.884	1:54.077	19	33.604	1:56.057	19	41.673	1:54.565	19	49.064	1:54.126
121	13.951	2:06.152	121	21.507	1:54.389	77	33.900	1:55.208	66	42.195	1:54.564	66	49.418	1:53.958
19	15.495	2:07.696	19	24.112	1:55.450	29	34.033	2:00.714	77	42.849	1:55.445	77	49.610	1:53.496
94	16.045	2:08.246	77	25.257	1:55.163	66	34.127	1:55.239	94	44.309	1:56.080	94	51.713	1:54.139
66	16.071	2:08.272	94	25.394	1:56.182	94	34.725	1:55.896	29	45.465	1:57.928	29	52.616	1:53.886
77	16.927	2:09.128	66	25.453	1:56.215	25	38.423	1:57.095	25	49.021	1:57.094	131	57.562	1:54.165
48	17.748	2:09.949	48	27.093	1:56.178	48	39.313	1:58.785	48	50.003	1:57.186	25	59.510	1:57.224
25	18.276	2:10.477	25	27.893	1:56.450	131	40.155	2:10.839	131	50.132	1:56.473	48	1:00.114	1:56.846
14	19.963	2:12.164	14	34.731	2:01.601	14	51.682	2:03.516	14	1:06.699	2:01.513	14	1:20.529	2:00.565

Miata Trophy Championship

RACE 12 - LAP CHART

LAP 6 @ 14:21:32.121			LAP 7 @ 14:23:19.520			LAP 8 @ 14:25:06.947			LAP 9 @ 14:26:54.335			LAP 10 @ 14:28:41.598		
NO	BEHIND	LAP TIME	NO	BEHIND	LAP TIME	NO	BEHIND	LAP TIME	NO	BEHIND	LAP TIME	NO	BEHIND	LAP TIME
8		1:47.011	8		1:47.399	8		1:47.427	8		1:47.388	8		1:47.263
12	0.985	1:47.045	12	0.849	1:47.263	12	0.577	1:47.155	12	0.793	1:47.604	12	0.816	1:47.286
82	7.296	1:51.703	5	7.884	1:47.855	5	8.171	1:47.714	5	8.097	1:47.314	5	8.704	1:47.870
5	7.428	1:51.573	82	8.135	1:48.238	82	8.548	1:47.840	82	8.432	1:47.272	82	9.150	1:47.981
17	12.941	1:47.933	17	13.305	1:47.763	17	13.474	1:47.596	17	14.371	1:48.285	17	14.772	1:47.664
73	13.992	1:48.236	73	14.808	1:48.215	73	15.178	1:47.797	14	1 Lap	2:02.843	73	17.834	1:48.842
72	14.200	1:47.995	88	15.933	1:48.020	88	16.496	1:47.990	73	16.255	1:48.465	88	18.573	1:48.146
7	15.006	1:48.066	72	16.224	1:49.423	7	17.897	1:48.893	88	17.690	1:48.582	72	20.935	1:48.885
88	15.312	1:47.965	7	16.431	1:48.824	72	18.241	1:49.444	7	19.129	1:48.620	7	21.132	1:49.266
55	16.905	1:48.792	55	17.928	1:48.422	55	18.756	1:48.255	72	19.313	1:48.460	55	21.543	1:49.105
26	17.414	1:48.943	26	18.677	1:48.662	26	19.557	1:48.307	55	19.701	1:48.333	26	24.894	1:49.431
69	21.431	1:49.788	69	23.183	1:49.151	69	25.375	1:49.619	26	22.726	1:50.557	69	30.608	1:49.862
4	21.598	1:49.102	4	25.701	1:51.502	70	29.083	1:50.508	69	28.009	1:50.022	14	1 Lap	2:04.960
70	22.296	1:49.526	70	26.002	1:51.105	4	29.699	1:51.425	70	31.593	1:49.898	4	35.947	1:51.270
95	26.649	1:50.050	95	29.372	1:50.122	95	32.557	1:50.612	4	31.940	1:49.629	70	36.514	1:52.184
444	27.358	1:50.396	444	29.943	1:49.984	444	32.931	1:50.415	95	35.839	1:50.670	95	39.106	1:50.530
18	30.620	1:50.024	18	33.043	1:49.822	18	36.184	1:50.568	444	36.390	1:50.847	444	39.529	1:50.402
3	37.574	1:50.226	3	40.658	1:50.483	3	44.617	1:51.386	18	38.814	1:50.018	18	42.138	1:50.587
40	40.664	1:53.503	40	45.809	1:52.544	11	50.577	1:51.874	3	48.332	1:51.103	3	51.080	1:50.011
11	40.826	1:52.060	11	46.130	1:52.703	40	51.413	1:53.031	11	54.960	1:51.771	11	59.581	1:51.884
121	55.014	1:54.522	121	1:01.986	1:54.371	121	1:08.995	1:54.436	40	57.288	1:53.263	40	1:01.826	1:51.801
19	55.748	1:53.695	19	1:03.367	1:55.018	66	1:10.243	1:54.103	121	1:15.924	1:54.317	77	1:23.513	1:53.835
66	57.152	1:54.745	66	1:03.567	1:53.814	77	1:10.867	1:54.149	66	1:15.978	1:53.123	121	1:24.720	1:56.059
77	57.186	1:54.587	77	1:04.145	1:54.358	19	1:11.456	1:55.516	77	1:16.941	1:53.462	19	1:26.380	1:54.905
94	58.854	1:54.152	94	1:05.982	1:54.527	94	1:13.197	1:54.642	19	1:18.738	1:54.670	66	1:26.543	1:57.828
29	59.985	1:54.380	29	1:07.017	1:54.431	131	1:13.561	1:52.832	131	1:19.628	1:53.455	131	1:27.022	1:54.657
131	1:03.159	1:52.608	131	1:08.156	1:52.396	29	1:15.202	1:55.612	94	1:21.032	1:55.223	29	1:29.005	1:54.231
25	1:10.165	1:57.666	25	1:19.011	1:56.245	25	1:26.102	1:54.518	29	1:22.037	1:54.223	94	1:29.697	1:55.928
48	1:10.523	1:57.420	48	1:19.476	1:56.352	48	1:26.418	1:54.369	25	1:33.294	1:54.580	25	1:40.135	1:54.104
14	1:34.558	2:01.040	14	1:47.207	2:00.048				48	1:33.674	1:54.644	48	1:40.404	1:53.993

Miata Trophy Championship

RACE 12 - LAP CHART

LAP 11 @ 14:30:28.762			LAP 12 @ 14:32:15.879		
NO	BEHIND	LAP TIME	NO	BEHIND	LAP TIME
8		1:47.164	8		1:47.117
12	1.214	1:47.562	12	1.983	1:47.886
5	10.417	1:48.877	5	12.020	1:48.720
82	10.557	1:48.571	82	12.259	1:48.819
17	15.522	1:47.914	17	16.201	1:47.796
73	18.932	1:48.262	73	20.880	1:49.065
88	19.328	1:47.919	88	21.080	1:48.869
72	22.254	1:48.483	72	23.600	1:48.463
7	23.080	1:49.112	7	24.796	1:48.833
55	23.701	1:49.322	55	25.498	1:48.914
26	27.602	1:49.872	26	31.920	1:51.435
69	33.984	1:50.540	69	38.388	1:51.521
4	40.523	1:51.740	70	44.621	1:51.079
70	40.659	1:51.309	4	44.821	1:51.415
95	42.460	1:50.518	95	45.197	1:49.854
444	42.984	1:50.619	444	45.816	1:49.949
18	45.431	1:50.457	18	47.495	1:49.181
14	1 Lap	2:01.239	3	58.670	1:50.602
3	55.185	1:51.269	14	1 Lap	1:58.931
11	1:04.841	1:52.424	11	1:10.574	1:52.850
40	1:07.749	1:53.087	40	1:12.996	1:52.364
77	1:29.724	1:53.375	77	1:35.863	1:53.256
121	1:31.460	1:53.904	131	1:38.477	1:52.447
19	1:32.624	1:53.408	121	1:38.528	1:54.185
131	1:33.147	1:53.289	19	1:40.468	1:54.961
66	1:33.823	1:54.444	66	1:40.693	1:53.987
29	1:37.638	1:55.797	29	1:44.122	1:53.601
94	1:38.382	1:55.849	94	1:45.833	1:54.568
25	1:46.680	1:53.709	25	1:53.372	1:53.809
48	1:46.805	1:53.565	48	1:53.620	1:53.932

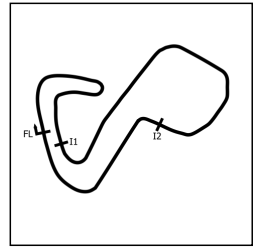
Miata Trophy Championship

RACE 12 - POSITION CHART

No	Name	Lap												
		Pos	1	2	3	4	5	6	7	8	9	10	11	12
8	HILLS	1	8	8	8	8	8	8	8	8	8	8	8	8
12	LEE	2	12	12	12	12	12	12	12	12	12	12	12	12
82	KNIBBS	3	82	82	82	82	82	82	5	5	5	5	5	5
5	LANGRIDGE	4	17	17	5	5	5	5	82	82	82	82	82	82
17	MORRIS	5	5	5	7	72	17	17	17	17	17	17	17	17
88	LUNDY	6	7	7	72	17	73	73	73	73	73	73	73	73
7	MILLER	7	88	72	17	73	72	72	88	88	88	88	88	88
73	PARRANS-SMITH	8	72	73	73	7	7	7	72	7	7	72	72	72
18	WATTS	9	73	88	88	88	88	88	7	72	72	7	7	7
72	KITE	10	55	55	55	55	55	55	55	55	55	55	55	55
26	FLETCHER	11	18	26	26	26	26	26	26	26	26	26	26	26
55	FLEET	12	26	69	69	69	69	69	69	69	69	69	69	69
70	BROOKE	13	69	18	4	4	4	4	4	70	70	4	4	70
4	STOTT	14	4	4	18	70	70	70	70	4	4	70	70	4
444	COOMBS	15	70	70	70	95	95	95	95	95	95	95	95	95
3	DAVY-MARTIN	16	3	3	95	444	444	444	444	444	444	444	444	444
95	KALSI	17	95	95	3	18	18	18	18	18	18	18	18	18
131	MERRITT	18	444	444	444	40	40	3	3	3	3	3	3	3
40	WORLEY	19	40	40	40	11	3	40	40	11	11	11	11	11
11	WARRICK	20	131	131	11	3	11	11	11	40	40	40	40	40
66	HARGRAVES	21	11	11	121	121	121	121	121	121	121	77	77	77
69	TILEY	22	29	29	19	19	19	19	19	66	66	121	121	131
19	WALTON	23	121	121	77	66	66	66	66	77	77	19	19	121
29	HARRIS	24	19	19	29	77	77	77	77	19	19	66	131	19
25	COOPER	25	94	77	66	94	94	94	94	94	131	131	66	66
121	SMITH	26	66	94	94	29	29	29	29	131	94	29	29	29
48	ALLEN	27	77	66	25	25	131	131	131	29	29	94	94	94
77	FODEN	28	48	48	48	48	25	25	25	25	25	25	25	25
94	COCHRANE	29	25	25	131	131	48	48	48	48	48	48	48	48
14	PADDOCK	30	14	14	14	14	14	14	14	14	14	14	14	14

Miata Trophy Championship

RACE 12 - SECTOR ANALYSIS



SECTOR 1 = FL to I1, SECTOR 2 = I1 to I2, SECTOR 3 = I2 to FL, DIFF = Difference To Personal Best Lap, P = Crossed Finish Line in Pit Lane, D = Time Disallowed

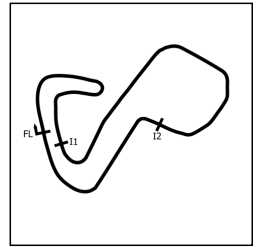
P1		8 NC		Aidan HILLS		Hills Motorsport	
IDEAL LAP TIME : 1:46.263		BEST LAP TIME : 1:46.496		DIFFERENCE : 0.233			
LAP	SECTOR 1	SECTOR 2	SECTOR 3	LAP TIME	MPH	DIFF	TIME OF DAY
1 -		47.654	25.481	1:52.201	78.07	5.705	14:12:38.481
2 -	33.237	47.872	25.724	1:46.833	81.99	0.337	14:14:25.314
3 -	33.357	47.608	25.600	1:46.565 (2)	82.20	0.069	14:16:11.879
4 -	33.303	47.545	25.648	1:46.496 (1)	82.25		14:17:58.375
5 -	33.455	47.719	25.561	1:46.735 (3)	82.07	0.239	14:19:45.110
6 -	33.492	47.873	25.646	1:47.011	81.85	0.515	14:21:32.121
7 -	33.531	48.146	25.722	1:47.399	81.56	0.903	14:23:19.520
8 -	33.469	48.173	25.785	1:47.427	81.54	0.931	14:25:06.947
9 -	33.593	48.048	25.747	1:47.388	81.57	0.892	14:26:54.335
10 -	33.502	48.038	25.723	1:47.263	81.66	0.767	14:28:41.598
11 -	33.649	47.717	25.798	1:47.164	81.74	0.668	14:30:28.762
12 -	33.584	47.892	25.641	1:47.117	81.77	0.621	14:32:15.879

P2		12 NC		Declan LEE		Hills Motorsport	
IDEAL LAP TIME : 1:46.429		BEST LAP TIME : 1:46.449		DIFFERENCE : 0.020			
LAP	SECTOR 1	SECTOR 2	SECTOR 3	LAP TIME	MPH	DIFF	TIME OF DAY
1 -		47.591	25.577	1:52.735	77.70	6.286	14:12:39.015
2 -	33.511	47.748	25.505	1:46.764 (3)	82.04	0.315	14:14:25.779
3 -	33.440	47.515	25.494	1:46.449 (1)	82.29		14:16:12.228
4 -	33.460	47.598	25.607	1:46.665 (2)	82.12	0.216	14:17:58.893
5 -	33.420	47.958	25.790	1:47.168	81.73	0.719	14:19:46.061
6 -	33.476	47.867	25.702	1:47.045	81.83	0.596	14:21:33.106
7 -	33.596	47.942	25.725	1:47.263	81.66	0.814	14:23:20.369
8 -	33.575	47.866	25.714	1:47.155	81.74	0.706	14:25:07.524
9 -	33.961	47.807	25.836	1:47.604	81.40	1.155	14:26:55.128
10 -	33.684	47.867	25.735	1:47.286	81.64	0.837	14:28:42.414
11 -	33.759	47.840	25.963	1:47.562	81.43	1.113	14:30:29.976
12 -	33.942	48.153	25.791	1:47.886	81.19	1.437	14:32:17.862

P3		5 NC		John LANGRIDGE		Miller Motorsport	
IDEAL LAP TIME : 1:46.416		BEST LAP TIME : 1:46.637		DIFFERENCE : 0.221			
LAP	SECTOR 1	SECTOR 2	SECTOR 3	LAP TIME	MPH	DIFF	TIME OF DAY
1 -		48.020	25.613	1:54.196	76.70	7.559	14:12:40.476
2 -	33.607	47.419	25.634	1:46.660 (3)	82.12	0.023	14:14:27.136
3 -	33.541	47.431	25.665	1:46.637 (1)	82.14		14:16:13.773
4 -	33.471	47.648	25.526	1:46.645 (2)	82.14	0.008	14:18:00.418
5 -	33.765	47.981	25.812	1:47.558	81.44	0.921	14:19:47.976
6 -	33.594	50.044	27.935	1:51.573	78.51	4.936	14:21:39.549
7 -	33.714	48.201	25.940	1:47.855	81.21	1.218	14:23:27.404
8 -	33.732	48.216	25.766	1:47.714	81.32	1.077	14:25:15.118
9 -	33.535	48.045	25.734	1:47.314	81.62	0.677	14:27:02.432
10 -	33.716	48.439	25.715	1:47.870	81.20	1.233	14:28:50.302
11 -	33.630	49.264	25.983	1:48.877	80.45	2.240	14:30:39.179
12 -	34.032	48.734	25.954	1:48.720	80.57	2.083	14:32:27.899

Miata Trophy Championship

RACE 12 - SECTOR ANALYSIS



SECTOR 1 = FL to I1, SECTOR 2 = I1 to I2, SECTOR 3 = I2 to FL, DIFF = Difference To Personal Best Lap, P = Crossed Finish Line in Pit Lane, D = Time Disallowed

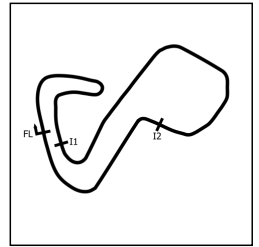
P4 82 NC Michael KNIBBS		Michael Knibbs					
IDEAL LAP TIME : 1:46.429		BEST LAP TIME : 1:46.572		DIFFERENCE : 0.143			
LAP	SECTOR 1	SECTOR 2	SECTOR 3	LAP TIME	MPH	DIFF	TIME OF DAY
1 -		47.672	25.697	1:53.201	77.38	6.629	14:12:39.481
2 -	33.349	47.829	25.436	1:46.614 (2)	82.16	0.042	14:14:26.095
3 -	33.413	47.644	25.515	1:46.572 (1)	82.19		14:16:12.667
4 -	33.351	47.889	26.322	1:47.562	81.43	0.990	14:18:00.229
5 -	33.682	47.925	25.878	1:47.485	81.49	0.913	14:19:47.714
6 -	33.531	51.943	26.229	1:51.703	78.42	5.131	14:21:39.417
7 -	34.223	48.039	25.976	1:48.238	80.93	1.666	14:23:27.655
8 -	33.730	48.247	25.863	1:47.840	81.22	1.268	14:25:15.495
9 -	33.673	47.906	25.693	1:47.272 (3)	81.66	0.700	14:27:02.767
10 -	33.619	48.591	25.771	1:47.981	81.12	1.409	14:28:50.748
11 -	33.540	49.176	25.855	1:48.571	80.68	1.999	14:30:39.319
12 -	34.182	48.672	25.965	1:48.819	80.49	2.247	14:32:28.138

P5 17 NC William MORRIS		Hills Motorsport					
IDEAL LAP TIME : 1:46.316		BEST LAP TIME : 1:46.316		DIFFERENCE : 0.000			
LAP	SECTOR 1	SECTOR 2	SECTOR 3	LAP TIME	MPH	DIFF	TIME OF DAY
1 -		48.147	25.656	1:53.919	76.89	7.603	14:12:40.199
2 -	33.430	47.519	25.367	1:46.316 (1)	82.39		14:14:26.515
3 -	38.630	48.459	26.085	1:53.174	77.40	6.858	14:16:19.689
4 -	33.880	48.796	25.965	1:48.641	80.63	2.325	14:18:08.330
5 -	34.438	48.434	25.927	1:48.799	80.51	2.483	14:19:57.129
6 -	33.618	48.227	26.088	1:47.933	81.16	1.617	14:21:45.062
7 -	34.026	48.006	25.731	1:47.763	81.28	1.447	14:23:32.825
8 -	33.682	48.136	25.778	1:47.596 (2)	81.41	1.280	14:25:20.421
9 -	33.671	48.311	26.303	1:48.285	80.89	1.969	14:27:08.706
10 -	33.737	48.111	25.816	1:47.664 (3)	81.36	1.348	14:28:56.370
11 -	33.800	48.275	25.839	1:47.914	81.17	1.598	14:30:44.284
12 -	33.645	48.147	26.004	1:47.796	81.26	1.480	14:32:32.080

P6 73 NC Daniel PARRANS-SMITH		Boreham Motorsport					
IDEAL LAP TIME : 1:47.776		BEST LAP TIME : 1:47.797		DIFFERENCE : 0.021			
LAP	SECTOR 1	SECTOR 2	SECTOR 3	LAP TIME	MPH	DIFF	TIME OF DAY
1 -		48.680	26.090	1:56.974	74.88	9.177	14:12:43.254
2 -	33.648	48.424	26.174	1:48.246	80.92	0.449	14:14:31.500
3 -	33.979	48.495	25.946	1:48.420	80.79	0.623	14:16:19.920
4 -	34.074	49.124	26.294	1:49.492	80.00	1.695	14:18:09.412
5 -	33.773	48.740	25.952	1:48.465	80.76	0.668	14:19:57.877
6 -	33.673	48.541	26.022	1:48.236 (3)	80.93	0.439	14:21:46.113
7 -	33.739	48.330	26.146	1:48.215 (2)	80.94	0.418	14:23:34.328
8 -	33.608	48.222	25.967	1:47.797 (1)	81.26		14:25:22.125
9 -	33.721	48.350	26.394	1:48.465	80.76	0.668	14:27:10.590
10 -	34.344	48.480	26.018	1:48.842	80.48	1.045	14:28:59.432
11 -	33.802	48.412	26.048	1:48.262	80.91	0.465	14:30:47.694
12 -	34.041	48.513	26.511	1:49.065	80.31	1.268	14:32:36.759

Miata Trophy Championship

RACE 12 - SECTOR ANALYSIS



SECTOR 1 = FL to I1, SECTOR 2 = I1 to I2, SECTOR 3 = I2 to FL, DIFF = Difference To Personal Best Lap, P = Crossed Finish Line in Pit Lane, D = Time Disallowed

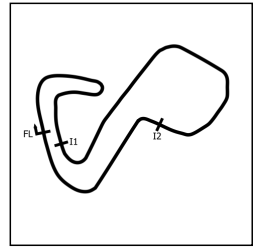
P7 88 NC		Roan LUNDY		Roan Lundy			
IDEAL LAP TIME : 1:47.419		BEST LAP TIME : 1:47.919		DIFFERENCE : 0.500			
LAP	SECTOR 1	SECTOR 2	SECTOR 3	LAP TIME	MPH	DIFF	TIME OF DAY
1 -		48.286	26.209	1:55.892	75.58	7.973	14:12:42.172
2 -	33.675	49.482	26.756	1:49.913	79.69	1.994	14:14:32.085
3 -	34.001	48.437	25.864	1:48.302	80.88	0.383	14:16:20.387
4 -	33.954	49.126	26.794	1:49.874	79.72	1.955	14:18:10.261
5 -	33.371	49.936	25.900	1:49.207	80.21	1.288	14:19:59.468
6 -	33.662	48.184	26.119	1:47.965 (2)	81.13	0.046	14:21:47.433
7 -	33.675	48.274	26.071	1:48.020	81.09	0.101	14:23:35.453
8 -	33.706	48.232	26.052	1:47.990 (3)	81.11	0.071	14:25:23.443
9 -	34.013	48.272	26.297	1:48.582	80.67	0.663	14:27:12.025
10 -	33.714	48.438	25.994	1:48.146	81.00	0.227	14:29:00.171
11 -	33.769	48.214	25.936	1:47.919 (1)	81.17		14:30:48.090
12 -	34.026	48.398	26.445	1:48.869	80.46	0.950	14:32:36.959

P8 72 NC		Steve KITE		Misty Racing			
IDEAL LAP TIME : 1:47.686		BEST LAP TIME : 1:47.995		DIFFERENCE : 0.309			
LAP	SECTOR 1	SECTOR 2	SECTOR 3	LAP TIME	MPH	DIFF	TIME OF DAY
1 -		48.408	26.038	1:56.142	75.42	8.147	14:12:42.422
2 -	34.271	48.403	25.691	1:48.365 (2)	80.83	0.370	14:14:30.787
3 -	34.081	48.556	26.041	1:48.678	80.60	0.683	14:16:19.465
4 -	33.888	48.818	26.099	1:48.805	80.50	0.810	14:18:08.270
5 -	34.724	49.432	25.900	1:50.056	79.59	2.061	14:19:58.326
6 -	33.592	48.516	25.887	1:47.995 (1)	81.11		14:21:46.321
7 -	33.856	49.429	26.138	1:49.423	80.05	1.428	14:23:35.744
8 -	33.958	49.483	26.003	1:49.444	80.03	1.449	14:25:25.188
9 -	33.754	48.578	26.128	1:48.460 (3)	80.76	0.465	14:27:13.648
10 -	33.979	48.562	26.344	1:48.885	80.45	0.890	14:29:02.533
11 -	33.928	48.498	26.057	1:48.483	80.74	0.488	14:30:51.016
12 -	33.843	48.471	26.149	1:48.463	80.76	0.468	14:32:39.479

P9 7 NC		Alex MILLER		Miller Motorsport			
IDEAL LAP TIME : 1:48.033		BEST LAP TIME : 1:48.066		DIFFERENCE : 0.033			
LAP	SECTOR 1	SECTOR 2	SECTOR 3	LAP TIME	MPH	DIFF	TIME OF DAY
1 -		48.533	26.138	1:55.614	75.76	7.548	14:12:41.894
2 -	33.694	48.538	26.185	1:48.417 (2)	80.79	0.351	14:14:30.311
3 -	33.935	48.840	26.222	1:48.997	80.36	0.931	14:16:19.308
4 -	34.396	49.626	26.416	1:50.438	79.31	2.372	14:18:09.746
5 -	33.741	49.587	25.987	1:49.315	80.13	1.249	14:19:59.061
6 -	33.655	48.440	25.971	1:48.066 (1)	81.06		14:21:47.127
7 -	33.689	48.996	26.139	1:48.824	80.49	0.758	14:23:35.951
8 -	34.089	48.866	25.938	1:48.893	80.44	0.827	14:25:24.844
9 -	33.729	48.629	26.262	1:48.620 (3)	80.64	0.554	14:27:13.464
10 -	33.889	49.281	26.096	1:49.266	80.16	1.200	14:29:02.730
11 -	34.184	48.820	26.108	1:49.112	80.28	1.046	14:30:51.842
12 -	34.064	48.752	26.017	1:48.833	80.48	0.767	14:32:40.675

Miata Trophy Championship

RACE 12 - SECTOR ANALYSIS



SECTOR 1 = FL to I1, SECTOR 2 = I1 to I2, SECTOR 3 = I2 to FL, DIFF = Difference To Personal Best Lap, P = Crossed Finish Line in Pit Lane, D = Time Disallowed

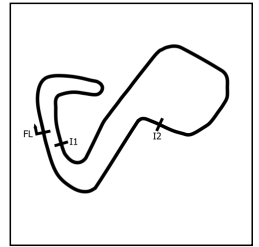
P10 55 NC Simon FLEET		Jiffy Winks					
IDEAL LAP TIME : 1:47.996		BEST LAP TIME : 1:48.255		DIFFERENCE : 0.259			
LAP	SECTOR 1	SECTOR 2	SECTOR 3	LAP TIME	MPH	DIFF	TIME OF DAY
1 -		49.235	26.039	1:57.697	74.42	9.442	14:12:43.977
2 -	33.690	48.389	26.657	1:48.736	80.56	0.481	14:14:32.713
3 -	34.078	48.744	26.076	1:48.898	80.44	0.643	14:16:21.611
4 -	33.802	48.768	26.280	1:48.850	80.47	0.595	14:18:10.461
5 -	34.106	49.431	26.236	1:49.773	79.79	1.518	14:20:00.234
6 -	33.813	48.737	26.242	1:48.792	80.51	0.537	14:21:49.026
7 -	33.836	48.621	25.965	1:48.422 (3)	80.79	0.167	14:23:37.448
8 -	33.718	48.593	25.944	1:48.255 (1)	80.91		14:25:25.703
9 -	33.920	48.496	25.917	1:48.333 (2)	80.86	0.078	14:27:14.036
10 -	34.202	48.867	26.036	1:49.105	80.28	0.850	14:29:03.141
11 -	34.165	48.906	26.251	1:49.322	80.12	1.067	14:30:52.463
12 -	34.055	48.779	26.080	1:48.914	80.42	0.659	14:32:41.377

P11 26 NC Drew FLETCHER		Hills Motorsport					
IDEAL LAP TIME : 1:47.756		BEST LAP TIME : 1:48.307		DIFFERENCE : 0.551			
LAP	SECTOR 1	SECTOR 2	SECTOR 3	LAP TIME	MPH	DIFF	TIME OF DAY
1 -		49.522	25.909	1:58.517	73.91	10.210	14:12:44.797
2 -	34.562	48.155	26.259	1:48.976	80.38	0.669	14:14:33.773
3 -	33.866	48.639	25.981	1:48.486 (2)	80.74	0.179	14:16:22.259
4 -	34.240	48.362	26.000	1:48.602 (3)	80.66	0.295	14:18:10.861
5 -	34.468	48.911	26.352	1:49.731	79.83	1.424	14:20:00.592
6 -	34.057	48.446	26.440	1:48.943	80.40	0.636	14:21:49.535
7 -	33.892	48.668	26.102	1:48.662	80.61	0.355	14:23:38.197
8 -	33.692	48.621	25.994	1:48.307 (1)	80.87		14:25:26.504
9 -	34.458	49.159	26.940	1:50.557	79.23	2.250	14:27:17.061
10 -	34.251	49.014	26.166	1:49.431	80.04	1.124	14:29:06.492
11 -	34.098	49.311	26.463	1:49.872	79.72	1.565	14:30:56.364
12 -	34.655	50.123	26.657	1:51.435	78.60	3.128	14:32:47.799

P12 69 NC Wilbur TILEY		Patrick Watts Racing					
IDEAL LAP TIME : 1:48.540		BEST LAP TIME : 1:48.824		DIFFERENCE : 0.284			
LAP	SECTOR 1	SECTOR 2	SECTOR 3	LAP TIME	MPH	DIFF	TIME OF DAY
1 -		49.808	26.457	1:59.770	73.13	10.946	14:12:46.050
2 -	34.065	48.693	26.596	1:49.354	80.10	0.530	14:14:35.404
3 -	34.085	48.513	26.226	1:48.824 (1)	80.49		14:16:24.228
4 -	33.801	48.732	26.413	1:48.946 (2)	80.40	0.122	14:18:13.174
5 -	34.339	49.773	26.478	1:50.590	79.21	1.766	14:20:03.764
6 -	33.995	49.246	26.547	1:49.788	79.78	0.964	14:21:53.552
7 -	34.075	48.804	26.272	1:49.151 (3)	80.25	0.327	14:23:42.703
8 -	34.125	48.934	26.560	1:49.619	79.91	0.795	14:25:32.322
9 -	34.201	49.369	26.452	1:50.022	79.61	1.198	14:27:22.344
10 -	34.258	49.123	26.481	1:49.862	79.73	1.038	14:29:12.206
11 -	34.360	49.414	26.766	1:50.540	79.24	1.716	14:31:02.746
12 -	34.826	49.984	26.711	1:51.521	78.54	2.697	14:32:54.267

Miata Trophy Championship

RACE 12 - SECTOR ANALYSIS



SECTOR 1 = FL to I1, SECTOR 2 = I1 to I2, SECTOR 3 = I2 to FL, DIFF = Difference To Personal Best Lap, P = Crossed Finish Line in Pit Lane, D = Time Disallowed

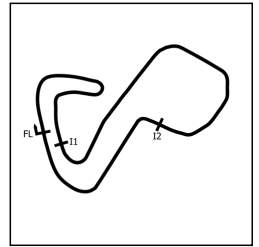
P13 70 NC		Xavier BROOKE		Xavier Brooke			
IDEAL LAP TIME : 1:48.817		BEST LAP TIME : 1:49.210		DIFFERENCE : 0.393			
LAP	SECTOR 1	SECTOR 2	SECTOR 3	LAP TIME	MPH	DIFF	TIME OF DAY
1 -		50.394	26.578	2:00.294	72.82	11.084	14:12:46.574
2 -	34.425	48.957	26.504	1:49.886	79.71	0.676	14:14:36.460
3 -	34.586	49.296	26.106	1:49.988	79.64	0.778	14:16:26.448
4 -	34.235	48.773	26.202	1:49.210 (1)	80.21		14:18:15.658
5 -	34.264	49.108	25.861	1:49.233 (2)	80.19	0.023	14:20:04.891
6 -	34.283	48.865	26.378	1:49.526 (3)	79.97	0.316	14:21:54.417
7 -	34.659	50.231	26.215	1:51.105	78.84	1.895	14:23:45.522
8 -	34.192	49.880	26.436	1:50.508	79.26	1.298	14:25:36.030
9 -	34.183	49.321	26.394	1:49.898	79.70	0.688	14:27:25.928
10 -	35.317	50.613	26.254	1:52.184	78.08	2.974	14:29:18.112
11 -	34.289	50.330	26.690	1:51.309	78.69	2.099	14:31:09.421
12 -	34.742	49.360	26.977	1:51.079	78.86	1.869	14:33:00.500

P14 4 NC		Nicholas STOTT		Hills Motorsport			
IDEAL LAP TIME : 1:48.495		BEST LAP TIME : 1:49.102		DIFFERENCE : 0.607			
LAP	SECTOR 1	SECTOR 2	SECTOR 3	LAP TIME	MPH	DIFF	TIME OF DAY
1 -		50.086	26.064	2:00.112	72.93	11.010	14:12:46.392
2 -	34.130	49.115	26.503	1:49.748	79.81	0.646	14:14:36.140
3 -	34.239	48.773	26.289	1:49.301 (2)	80.14	0.199	14:16:25.441
4 -	34.027	49.012	26.827	1:49.866	79.73	0.764	14:18:15.307
5 -	34.206	49.091	26.013	1:49.310 (3)	80.13	0.208	14:20:04.617
6 -	33.709	49.233	26.160	1:49.102 (1)	80.29		14:21:53.719
7 -	34.575	50.650	26.277	1:51.502	78.56	2.400	14:23:45.221
8 -	34.074	50.834	26.517	1:51.425	78.61	2.323	14:25:36.646
9 -	34.066	49.122	26.441	1:49.629	79.90	0.527	14:27:26.275
10 -	35.184	49.935	26.151	1:51.270	78.72	2.168	14:29:17.545
11 -	34.072	50.462	27.206	1:51.740	78.39	2.638	14:31:09.285
12 -	34.392	49.947	27.076	1:51.415	78.62	2.313	14:33:00.700

P15 95 NC		Kamal KALSI		KEW Technology			
IDEAL LAP TIME : 1:49.318		BEST LAP TIME : 1:49.854		DIFFERENCE : 0.536			
LAP	SECTOR 1	SECTOR 2	SECTOR 3	LAP TIME	MPH	DIFF	TIME OF DAY
1 -		50.109	26.756	2:01.403	72.15	11.549	14:12:47.683
2 -	34.355	49.078	26.537	1:49.970 (2)	79.65	0.116	14:14:37.653
3 -	34.147	49.581	26.304	1:50.032 (3)	79.61	0.178	14:16:27.685
4 -	34.171	50.105	26.350	1:50.626	79.18	0.772	14:18:18.311
5 -	34.238	49.564	26.607	1:50.409	79.33	0.555	14:20:08.720
6 -	34.064	49.618	26.368	1:50.050	79.59	0.196	14:21:58.770
7 -	33.940	49.782	26.400	1:50.122	79.54	0.268	14:23:48.892
8 -	34.251	49.923	26.438	1:50.612	79.19	0.758	14:25:39.504
9 -	34.278	49.843	26.549	1:50.670	79.15	0.816	14:27:30.174
10 -	34.395	49.514	26.621	1:50.530	79.25	0.676	14:29:20.704
11 -	34.105	50.041	26.372	1:50.518	79.26	0.664	14:31:11.222
12 -	34.146	49.408	26.300	1:49.854 (1)	79.74		14:33:01.076

Miata Trophy Championship

RACE 12 - SECTOR ANALYSIS



SECTOR 1 = FL to I1, SECTOR 2 = I1 to I2, SECTOR 3 = I2 to FL, DIFF = Difference To Personal Best Lap, P = Crossed Finish Line in Pit Lane, D = Time Disallowed

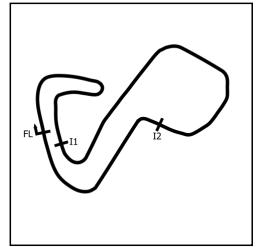
P16 444 NC Jay COOMBS		Boreham Motorsport					
IDEAL LAP TIME : 1:49.166		BEST LAP TIME : 1:49.353		DIFFERENCE : 0.187			
LAP	SECTOR 1	SECTOR 2	SECTOR 3	LAP TIME	MPH	DIFF	TIME OF DAY
1 -		50.329	26.799	2:01.715	71.97	12.362	14:12:47.995
2 -	34.242	49.469	27.273	1:50.984	78.92	1.631	14:14:38.979
3 -	34.320	49.999	26.692	1:51.011	78.90	1.658	14:16:29.990
4 -	34.187	48.965	26.201	1:49.353 (1)	80.10		14:18:19.343
5 -	34.000	49.042	26.698	1:49.740 (2)	79.82	0.387	14:20:09.083
6 -	34.487	49.196	26.713	1:50.396	79.34	1.043	14:21:59.479
7 -	34.323	49.185	26.476	1:49.984	79.64	0.631	14:23:49.463
8 -	34.686	49.116	26.613	1:50.415	79.33	1.062	14:25:39.878
9 -	35.177	49.081	26.589	1:50.847	79.02	1.494	14:27:30.725
10 -	34.356	49.333	26.713	1:50.402	79.34	1.049	14:29:21.127
11 -	34.171	49.964	26.484	1:50.619	79.18	1.266	14:31:11.746
12 -	34.336	49.252	26.361	1:49.949 (3)	79.67	0.596	14:33:01.695

P17 18 NC Aimee WATTS		Patrick Watts racing					
IDEAL LAP TIME : 1:48.831		BEST LAP TIME : 1:49.181		DIFFERENCE : 0.350			
LAP	SECTOR 1	SECTOR 2	SECTOR 3	LAP TIME	MPH	DIFF	TIME OF DAY
1 -		50.297	26.056	1:58.359	74.01	9.178	14:12:44.639
2 -	34.911	49.990	26.389	1:51.290	78.71	2.109	14:14:35.929
3 -	34.678	49.273	26.337	1:50.288	79.42	1.107	14:16:26.217
4 -	40.042	49.098	26.331	1:55.471	75.86	6.290	14:18:21.688
5 -	34.189	49.396	27.444	1:51.029	78.89	1.848	14:20:12.717
6 -	34.168	49.310	26.546	1:50.024	79.61	0.843	14:22:02.741
7 -	34.348	49.242	26.232	1:49.822 (2)	79.76	0.641	14:23:52.563
8 -	34.756	49.284	26.528	1:50.568	79.22	1.387	14:25:43.131
9 -	34.133	49.267	26.618	1:50.018 (3)	79.62	0.837	14:27:33.149
10 -	34.025	49.727	26.835	1:50.587	79.21	1.406	14:29:23.736
11 -	34.134	49.526	26.797	1:50.457	79.30	1.276	14:31:14.193
12 -	34.160	48.750	26.271	1:49.181 (1)	80.23		14:33:03.374

P18 3 NC Lee DAVY-MARTIN		Hills Motorsport					
IDEAL LAP TIME : 1:49.191		BEST LAP TIME : 1:49.868		DIFFERENCE : 0.677			
LAP	SECTOR 1	SECTOR 2	SECTOR 3	LAP TIME	MPH	DIFF	TIME OF DAY
1 -		50.594	26.540	2:00.817	72.50	10.949	14:12:47.097
2 -	34.106	49.090	26.672	1:49.868 (1)	79.73		14:14:36.965
3 -	34.237	50.537	26.259	1:51.033	78.89	1.165	14:16:27.998
4 -	34.029	1:00.348	26.712	2:01.089	72.34	11.221	14:18:29.087
5 -	34.438	49.765	26.179	1:50.382	79.35	0.514	14:20:19.469
6 -	34.498	49.656	26.072	1:50.226 (3)	79.47	0.358	14:22:09.695
7 -	34.794	49.372	26.317	1:50.483	79.28	0.615	14:24:00.178
8 -	35.015	50.014	26.357	1:51.386	78.64	1.518	14:25:51.564
9 -	34.279	49.916	26.908	1:51.103	78.84	1.235	14:27:42.667
10 -	34.430	49.325	26.256	1:50.011 (2)	79.62	0.143	14:29:32.678
11 -	34.352	50.074	26.843	1:51.269	78.72	1.401	14:31:23.947
12 -	34.158	49.654	26.790	1:50.602	79.20	0.734	14:33:14.549

Miata Trophy Championship

RACE 12 - SECTOR ANALYSIS



SECTOR 1 = FL to I1, SECTOR 2 = I1 to I2, SECTOR 3 = I2 to FL, DIFF = Difference To Personal Best Lap, P = Crossed Finish Line in Pit Lane, D = Time Disallowed

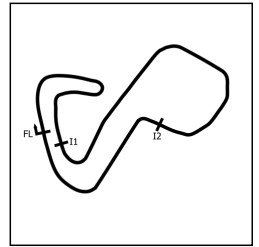
P19 11 NC		Reece WARRICK		Boreham Motorsport #11			
IDEAL LAP TIME : 1:51.214		BEST LAP TIME : 1:51.281		DIFFERENCE : 0.067			
LAP	SECTOR 1	SECTOR 2	SECTOR 3	LAP TIME	MPH	DIFF	TIME OF DAY
1 -		51.926	26.699	2:04.382	70.42	13.101	14:12:50.662
2 -	34.817	50.010	26.454	1:51.281 (1)	78.71		14:14:41.943
3 -	36.246	50.622	26.735	1:53.603	77.10	2.322	14:16:35.546
4 -	35.871	50.653	26.734	1:53.258	77.34	1.977	14:18:28.804
5 -	35.087	50.428	26.568	1:52.083	78.15	0.802	14:20:20.887
6 -	34.750	50.661	26.649	1:52.060	78.17	0.779	14:22:12.947
7 -	35.429	50.628	26.646	1:52.703	77.72	1.422	14:24:05.650
8 -	35.144	50.064	26.666	1:51.874 (3)	78.30	0.593	14:25:57.524
9 -	34.755	50.161	26.855	1:51.771 (2)	78.37	0.490	14:27:49.295
10 -	34.957	50.175	26.752	1:51.884	78.29	0.603	14:29:41.179
11 -	35.045	50.283	27.096	1:52.424	77.91	1.143	14:31:33.603
12 -	35.330	50.577	26.943	1:52.850	77.62	1.569	14:33:26.453

P20 40 NC		Raymond WORLEY		Boreham Motorsport #40			
IDEAL LAP TIME : 1:51.346		BEST LAP TIME : 1:51.801		DIFFERENCE : 0.455			
LAP	SECTOR 1	SECTOR 2	SECTOR 3	LAP TIME	MPH	DIFF	TIME OF DAY
1 -		50.516	26.616	2:02.103	71.74	10.302	14:12:48.383
2 -	34.983	50.672	26.518	1:52.173 (3)	78.09	0.372	14:14:40.556
3 -	35.342	52.162	26.962	1:54.466	76.52	2.665	14:16:35.022
4 -	35.209	50.572	26.641	1:52.422	77.91	0.621	14:18:27.444
5 -	35.023	50.379	26.436	1:51.838 (2)	78.32	0.037	14:20:19.282
6 -	35.675	50.864	26.964	1:53.503	77.17	1.702	14:22:12.785
7 -	34.921	50.602	27.021	1:52.544	77.83	0.743	14:24:05.329
8 -	36.395	50.165	26.471	1:53.031	77.49	1.230	14:25:58.360
9 -	34.775	51.713	26.775	1:53.263	77.34	1.462	14:27:51.623
10 -	34.745	50.257	26.799	1:51.801 (1)	78.35		14:29:43.424
11 -	35.079	51.028	26.980	1:53.087	77.46	1.286	14:31:36.511
12 -	34.941	50.373	27.050	1:52.364	77.95	0.563	14:33:28.875

P21 77 NA		Steve FODEN		CRS			
IDEAL LAP TIME : 1:53.012		BEST LAP TIME : 1:53.256		DIFFERENCE : 0.244			
LAP	SECTOR 1	SECTOR 2	SECTOR 3	LAP TIME	MPH	DIFF	TIME OF DAY
1 -		53.190	27.803	2:09.128	67.83	15.872	14:12:55.408
2 -	35.570	51.615	27.978	1:55.163	76.06	1.907	14:14:50.571
3 -	35.419	51.211	28.578	1:55.208	76.03	1.952	14:16:45.779
4 -	35.474	52.573	27.398	1:55.445	75.87	2.189	14:18:41.224
5 -	35.145	50.989	27.362	1:53.496	77.18	0.240	14:20:34.720
6 -	35.956	51.264	27.367	1:54.587	76.44	1.331	14:22:29.307
7 -	35.616	50.803	27.939	1:54.358	76.60	1.102	14:24:23.665
8 -	35.305	51.608	27.236	1:54.149	76.74	0.893	14:26:17.814
9 -	35.199	50.962	27.301	1:53.462 (3)	77.20	0.206	14:28:11.276
10 -	35.549	50.825	27.461	1:53.835	76.95	0.579	14:30:05.111
11 -	35.393	50.631	27.351	1:53.375 (2)	77.26	0.119	14:31:58.486
12 -	35.238	50.667	27.351	1:53.256 (1)	77.34		14:33:51.742

Miata Trophy Championship

RACE 12 - SECTOR ANALYSIS



SECTOR 1 = FL to I1, SECTOR 2 = I1 to I2, SECTOR 3 = I2 to FL, DIFF = Difference To Personal Best Lap, P = Crossed Finish Line in Pit Lane, D = Time Disallowed

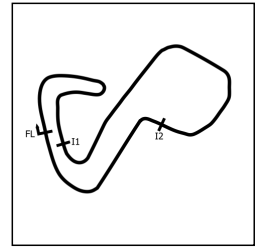
P22 131 NC		Max MERRITT		BC Motorsport			
IDEAL LAP TIME : 1:51.419		BEST LAP TIME : 1:51.640		DIFFERENCE : 0.221			
LAP	SECTOR 1	SECTOR 2	SECTOR 3	LAP TIME	MPH	DIFF	TIME OF DAY
1 -		50.923	26.900	2:03.275	71.05	11.635	14:12:49.555
2 -	35.354	49.874	26.412	1:51.640 (1)	78.46		14:14:41.195
3 -	53.507	50.573	26.759	2:10.839	66.95	19.199	14:16:52.034
4 -	36.591	52.257	27.625	1:56.473	75.20	4.833	14:18:48.507
5 -	35.678	51.806	26.681	1:54.165	76.72	2.525	14:20:42.672
6 -	35.534	50.400	26.674	1:52.608	77.79	0.968	14:22:35.280
7 -	35.366	50.233	26.797	1:52.396 (2)	77.93	0.756	14:24:27.676
8 -	35.427	50.758	26.647	1:52.832	77.63	1.192	14:26:20.508
9 -	35.488	50.919	27.048	1:53.455	77.20	1.815	14:28:13.963
10 -	35.797	51.682	27.178	1:54.657	76.40	3.017	14:30:08.620
11 -	35.319	50.804	27.166	1:53.289	77.32	1.649	14:32:01.909
12 -	35.133	50.558	26.756	1:52.447 (3)	77.90	0.807	14:33:54.356

P23 121 NC		Gary SMITH		On the spot racing			
IDEAL LAP TIME : 1:53.115		BEST LAP TIME : 1:53.904		DIFFERENCE : 0.789			
LAP	SECTOR 1	SECTOR 2	SECTOR 3	LAP TIME	MPH	DIFF	TIME OF DAY
1 -		52.511	26.749	2:06.152	69.43	12.248	14:12:52.432
2 -	35.705	51.270	27.414	1:54.389	76.57	0.485	14:14:46.821
3 -	35.846	51.742	27.552	1:55.140	76.07	1.236	14:16:41.961
4 -	35.695	52.319	27.593	1:55.607	75.77	1.703	14:18:37.568
5 -	35.806	51.750	27.489	1:55.045	76.14	1.141	14:20:32.613
6 -	35.844	51.334	27.344	1:54.522	76.49	0.618	14:22:27.135
7 -	35.360	51.974	27.037	1:54.371	76.59	0.467	14:24:21.506
8 -	35.585	51.758	27.093	1:54.436	76.54	0.532	14:26:15.942
9 -	35.707	51.359	27.251	1:54.317 (3)	76.62	0.413	14:28:10.259
10 -	36.886	52.003	27.170	1:56.059	75.47	2.155	14:30:06.318
11 -	35.604	51.007	27.293	1:53.904 (1)	76.90		14:32:00.222
12 -	35.648	51.006	27.531	1:54.185 (2)	76.71	0.281	14:33:54.407

P24 19 NC		Liz WALTON		Tucker Motorsport			
IDEAL LAP TIME : 1:53.112		BEST LAP TIME : 1:53.408		DIFFERENCE : 0.296			
LAP	SECTOR 1	SECTOR 2	SECTOR 3	LAP TIME	MPH	DIFF	TIME OF DAY
1 -		54.058	27.507	2:07.696	68.59	14.288	14:12:53.976
2 -	35.149	52.625	27.676	1:55.450	75.87	2.042	14:14:49.426
3 -	35.301	52.004	28.752	1:56.057	75.47	2.649	14:16:45.483
4 -	35.190	52.030	27.345	1:54.565	76.46	1.157	14:18:40.048
5 -	34.887	51.841	27.398	1:54.126 (3)	76.75	0.718	14:20:34.174
6 -	34.964	51.685	27.046	1:53.695 (2)	77.04	0.287	14:22:27.869
7 -	35.010	52.348	27.660	1:55.018	76.16	1.610	14:24:22.887
8 -	34.766	53.281	27.469	1:55.516	75.83	2.108	14:26:18.403
9 -	35.206	51.300	28.164	1:54.670	76.39	1.262	14:28:13.073
10 -	35.847	51.733	27.325	1:54.905	76.23	1.497	14:30:07.978
11 -	34.952	51.401	27.055	1:53.408 (1)	77.24		14:32:01.386
12 -	35.083	52.039	27.839	1:54.961	76.19	1.553	14:33:56.347

Miata Trophy Championship

RACE 12 - SECTOR ANALYSIS



SECTOR 1 = FL to I1, SECTOR 2 = I1 to I2, SECTOR 3 = I2 to FL, DIFF = Difference To Personal Best Lap, P = Crossed Finish Line in Pit Lane, D = Time Disallowed

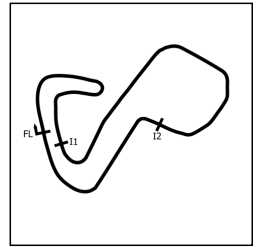
P25 66 NC		Jack HARGRAVES		Boreham Motorsport #66			
IDEAL LAP TIME : 1:52.152		BEST LAP TIME : 1:53.123		DIFFERENCE : 0.971			
LAP	SECTOR 1	SECTOR 2	SECTOR 3	LAP TIME	MPH	DIFF	TIME OF DAY
1 -		54.194	27.408	2:08.272	68.29	15.149	14:12:54.552
2 -	36.187	51.223	28.805	1:56.215	75.37	3.092	14:14:50.767
3 -	36.042	51.012	28.185	1:55.239	76.01	2.116	14:16:46.006
4 -	35.325	52.206	27.033	1:54.564	76.46	1.441	14:18:40.570
5 -	34.590	51.955	27.413	1:53.958 (3)	76.86	0.835	14:20:34.528
6 -	36.420	51.585	26.740	1:54.745	76.34	1.622	14:22:29.273
7 -	34.408	51.698	27.708	1:53.814 (2)	76.96	0.691	14:24:23.087
8 -	35.017	52.140	26.946	1:54.103	76.77	0.980	14:26:17.190
9 -	34.704	51.687	26.732	1:53.123 (1)	77.43		14:28:10.313
10 -	39.084	51.687	27.057	1:57.828	74.34	4.705	14:30:08.141
11 -	35.282	51.382	27.780	1:54.444	76.54	1.321	14:32:02.585
12 -	34.795	51.431	27.761	1:53.987	76.84	0.864	14:33:56.572

P26 29 NC		Duncan HARRIS		Boreham Motorsport #29			
IDEAL LAP TIME : 1:52.790		BEST LAP TIME : 1:53.601		DIFFERENCE : 0.811			
LAP	SECTOR 1	SECTOR 2	SECTOR 3	LAP TIME	MPH	DIFF	TIME OF DAY
1 -		52.264	26.486	2:04.841	70.16	11.240	14:12:51.121
2 -	35.014	51.898	27.165	1:54.077 (3)	76.78	0.476	14:14:45.198
3 -	35.056	55.740	29.918	2:00.714	72.56	7.113	14:16:45.912
4 -	36.167	53.594	28.167	1:57.928	74.28	4.327	14:18:43.840
5 -	34.755	52.034	27.097	1:53.886 (2)	76.91	0.285	14:20:37.726
6 -	35.159	52.217	27.004	1:54.380	76.58	0.779	14:22:32.106
7 -	34.991	51.913	27.527	1:54.431	76.55	0.830	14:24:26.537
8 -	34.945	53.175	27.492	1:55.612	75.76	2.011	14:26:22.149
9 -	34.874	51.549	27.800	1:54.223	76.69	0.622	14:28:16.372
10 -	34.799	51.923	27.509	1:54.231	76.68	0.630	14:30:10.603
11 -	36.794	51.935	27.068	1:55.797	75.64	2.196	14:32:06.400
12 -	34.928	51.560	27.113	1:53.601 (1)	77.11		14:34:00.001

P27 94 NA		Liam COCHRANE		Turner Property Services Racing			
IDEAL LAP TIME : 1:53.935		BEST LAP TIME : 1:54.139		DIFFERENCE : 0.204			
LAP	SECTOR 1	SECTOR 2	SECTOR 3	LAP TIME	MPH	DIFF	TIME OF DAY
1 -		53.004	27.659	2:08.246	68.30	14.107	14:12:54.526
2 -	36.009	51.826	28.347	1:56.182	75.39	2.043	14:14:50.708
3 -	36.178	51.499	28.219	1:55.896	75.58	1.757	14:16:46.604
4 -	36.181	52.369	27.530	1:56.080	75.46	1.941	14:18:42.684
5 -	35.428	51.170	27.541	1:54.139 (1)	76.74		14:20:36.823
6 -	35.438	51.377	27.337	1:54.152 (2)	76.73	0.013	14:22:30.975
7 -	35.434	51.527	27.566	1:54.527 (3)	76.48	0.388	14:24:25.502
8 -	35.583	51.543	27.516	1:54.642	76.41	0.503	14:26:20.144
9 -	35.620	52.219	27.384	1:55.223	76.02	1.084	14:28:15.367
10 -	35.590	52.830	27.508	1:55.928	75.56	1.789	14:30:11.295
11 -	35.939	52.435	27.475	1:55.849	75.61	1.710	14:32:07.144
12 -	35.596	51.271	27.701	1:54.568	76.45	0.429	14:34:01.712

Miata Trophy Championship

RACE 12 - SECTOR ANALYSIS



SECTOR 1 = FL to I1, SECTOR 2 = I1 to I2, SECTOR 3 = I2 to FL, DIFF = Difference To Personal Best Lap, P = Crossed Finish Line in Pit Lane, D = Time Disallowed

P28 25 NC Rich COOPER		RC Graphix Racing					
IDEAL LAP TIME : 1:53.390		BEST LAP TIME : 1:53.709		DIFFERENCE : 0.319			
LAP	SECTOR 1	SECTOR 2	SECTOR 3	LAP TIME	MPH	DIFF	TIME OF DAY
1 -		54.044	28.507	2:10.477	67.13	16.768	14:12:56.757
2 -	36.032	52.523	27.895	1:56.450	75.22	2.741	14:14:53.207
3 -	36.513	52.461	28.121	1:57.095	74.80	3.386	14:16:50.302
4 -	36.416	52.578	28.100	1:57.094	74.81	3.385	14:18:47.396
5 -	36.487	52.909	27.828	1:57.224	74.72	3.515	14:20:44.620
6 -	36.471	52.734	28.461	1:57.666	74.44	3.957	14:22:42.286
7 -	36.142	52.353	27.750	1:56.245	75.35	2.536	14:24:38.531
8 -	35.525	51.441	27.552	1:54.518	76.49	0.809	14:26:33.049
9 -	35.594	51.446	27.540	1:54.580	76.45	0.871	14:28:27.629
10 -	35.471	51.127	27.506	1:54.104 (3)	76.77	0.395	14:30:21.733
11 -	35.640	50.699	27.370	1:53.709 (1)	77.03		14:32:15.442
12 -	35.485	51.104	27.220	1:53.809 (2)	76.96	0.100	14:34:09.251

P29 48 NC Chas ALLEN		Rosbif Racing					
IDEAL LAP TIME : 1:53.488		BEST LAP TIME : 1:53.565		DIFFERENCE : 0.077			
LAP	SECTOR 1	SECTOR 2	SECTOR 3	LAP TIME	MPH	DIFF	TIME OF DAY
1 -		53.291	28.876	2:09.949	67.40	16.384	14:12:56.229
2 -	36.194	52.103	27.881	1:56.178	75.40	2.613	14:14:52.407
3 -	37.719	52.571	28.495	1:58.785	73.74	5.220	14:16:51.192
4 -	37.054	52.160	27.972	1:57.186	74.75	3.621	14:18:48.378
5 -	37.224	51.983	27.639	1:56.846	74.96	3.281	14:20:45.224
6 -	36.603	52.164	28.653	1:57.420	74.60	3.855	14:22:42.644
7 -	36.485	52.032	27.835	1:56.352	75.28	2.787	14:24:38.996
8 -	35.890	51.060	27.419	1:54.369	76.59	0.804	14:26:33.365
9 -	36.111	50.938	27.595	1:54.644	76.40	1.079	14:28:28.009
10 -	35.865	50.894	27.234	1:53.993 (3)	76.84	0.428	14:30:22.002
11 -	35.583	50.971	27.011	1:53.565 (1)	77.13		14:32:15.567
12 -	35.816	50.961	27.155	1:53.932 (2)	76.88	0.367	14:34:09.499

P30 14 NA Gary PADDOCK		Misty Racing.					
IDEAL LAP TIME : 1:58.931		BEST LAP TIME : 1:58.931		DIFFERENCE : 0.000			
LAP	SECTOR 1	SECTOR 2	SECTOR 3	LAP TIME	MPH	DIFF	TIME OF DAY
1 -		54.652	28.567	2:12.164	66.28	13.233	14:12:58.444
2 -	36.995	55.569	29.037	2:01.601	72.03	2.670	14:15:00.045
3 -	38.227	56.023	29.266	2:03.516	70.92	4.585	14:17:03.561
4 -	37.315	55.481	28.717	2:01.513	72.08	2.582	14:19:05.074
5 -	36.749	55.034	28.782	2:00.565 (3)	72.65	1.634	14:21:05.639
6 -	37.101	55.179	28.760	2:01.040	72.37	2.109	14:23:06.679
7 -	36.604	54.405	29.039	2:00.048 (2)	72.96	1.117	14:25:06.727
8 -	37.951	55.793	29.099	2:02.843	71.30	3.912	14:27:09.570
9 -	40.348	54.804	29.808	2:04.960	70.10	6.029	14:29:14.530
10 -	36.521	55.656	29.062	2:01.239	72.25	2.308	14:31:15.769
11 -	36.348	54.120	28.463	1:58.931 (1)	73.65		14:33:14.700

Miata Trophy Championship

RACE 12 - BEST SECTORS

SECTOR 1			SECTOR 2			SECTOR 3			IDEAL / BEST COMPARISON						
POS	NO	NAME	TIME	NO	NAME	TIME	NO	NAME	TIME	POS	NO	NAME	IDEAL	BEST	DIFF
												PERFECT LAP	1:46.023		
1	8	HILLS	33.237	5	LANGRIDGE	47.419	17	MORRIS	25.367	1	8	HILLS	1:46.263	1:46.496	0.233
2	82	KNIBBS	33.349	12	LEE	47.515	82	KNIBBS	25.436	2	17	MORRIS	1:46.316	1:46.316	0.000
3	88	LUNDY	33.371	17	MORRIS	47.519	8	HILLS	25.481	3	5	LANGRIDGE	1:46.416	1:46.637	0.221
4	12	LEE	33.420	8	HILLS	47.545	12	LEE	25.494	4	82	KNIBBS	1:46.429	1:46.572	0.143
5	17	MORRIS	33.430	82	KNIBBS	47.644	5	LANGRIDGE	25.526	5	12	LEE	1:46.429	1:46.449	0.020
6	5	LANGRIDGE	33.471	26	FLETCHER	48.155	72	KITE	25.691	6	88	LUNDY	1:47.419	1:47.919	0.500
7	72	KITE	33.592	88	LUNDY	48.184	70	BROOKE	25.861	7	72	KITE	1:47.686	1:47.995	0.309
8	73	PARRANS-SMITH	33.608	73	PARRANS-SMITH	48.222	88	LUNDY	25.864	8	26	FLETCHER	1:47.756	1:48.307	0.551
9	7	MILLER	33.655	55	FLEET	48.389	26	FLETCHER	25.909	9	73	PARRANS-SMITH	1:47.776	1:47.797	0.021
10	55	FLEET	33.690	72	KITE	48.403	55	FLEET	25.917	10	55	FLEET	1:47.996	1:48.255	0.259
11	26	FLETCHER	33.692	7	MILLER	48.440	7	MILLER	25.938	11	7	MILLER	1:48.033	1:48.066	0.033
12	4	STOTT	33.709	69	TILEY	48.513	73	PARRANS-SMITH	25.946	12	4	STOTT	1:48.495	1:49.102	0.607
13	69	TILEY	33.801	18	WATTS	48.750	4	STOTT	26.013	13	69	TILEY	1:48.540	1:48.824	0.284
14	95	KALSI	33.940	70	BROOKE	48.773	18	WATTS	26.056	14	70	BROOKE	1:48.817	1:49.210	0.393
15	444	COOMBS	34.000	4	STOTT	48.773	3	DAVY-MARTIN	26.072	15	18	WATTS	1:48.831	1:49.181	0.350
16	18	WATTS	34.025	444	COOMBS	48.965	444	COOMBS	26.201	16	444	COOMBS	1:49.166	1:49.353	0.187
17	3	DAVY-MARTIN	34.029	95	KALSI	49.078	69	TILEY	26.226	17	3	DAVY-MARTIN	1:49.191	1:49.868	0.677
18	70	BROOKE	34.183	3	DAVY-MARTIN	49.090	95	KALSI	26.300	18	95	KALSI	1:49.318	1:49.854	0.536
19	66	HARGRAVES	34.408	131	MERRITT	49.874	131	MERRITT	26.412	19	11	WARRICK	1:51.214	1:51.281	0.067
20	40	WORLEY	34.745	11	WARRICK	50.010	40	WORLEY	26.436	20	40	WORLEY	1:51.346	1:51.801	0.455
21	11	WARRICK	34.750	40	WORLEY	50.165	11	WARRICK	26.454	21	131	MERRITT	1:51.419	1:51.640	0.221
22	29	HARRIS	34.755	77	FODEN	50.631	29	HARRIS	26.486	22	66	HARGRAVES	1:52.152	1:53.123	0.971
23	19	WALTON	34.766	25	COOPER	50.699	66	HARGRAVES	26.732	23	29	HARRIS	1:52.790	1:53.601	0.811
24	131	MERRITT	35.133	48	ALLEN	50.894	121	SMITH	26.749	24	77	FODEN	1:53.012	1:53.256	0.244
25	77	FODEN	35.145	121	SMITH	51.006	48	ALLEN	27.011	25	19	WALTON	1:53.112	1:53.408	0.296
26	121	SMITH	35.360	66	HARGRAVES	51.012	19	WALTON	27.046	26	121	SMITH	1:53.115	1:53.904	0.789
27	94	COCHRANE	35.428	94	COCHRANE	51.170	25	COOPER	27.220	27	25	COOPER	1:53.390	1:53.709	0.319
28	25	COOPER	35.471	19	WALTON	51.300	77	FODEN	27.236	28	48	ALLEN	1:53.488	1:53.565	0.077
29	48	ALLEN	35.583	29	HARRIS	51.549	94	COCHRANE	27.337	29	94	COCHRANE	1:53.935	1:54.139	0.204
30	14	PADDOCK	36.348	14	PADDOCK	54.120	14	PADDOCK	28.463	30	14	PADDOCK	1:58.931	1:58.931	0.000

Miata Trophy Championship

RACE 12 - STATISTICS

Competitors Started 30
Planned Start 2023-04-30 @ 14:15:00.000
Actual Start 2023-04-30 @ 14:10:46.280
Finish Time 2023-04-30 @ 14:32:15.878
Track Length 2.4332mi.
Total Laps 359
Total Distance Covered 873.5509mi.

Session Fastest Lap History

NO	CL	NAME	LAP TIME	TIME OF DAY	LAP	VEHICLE
8	NC	Aidan HILLS	1:52.201	14:12:38.495	1	Hills Motorsport
8	NC	Aidan HILLS	1:46.833	14:14:25.327	2	Hills Motorsport
12	NC	Declan LEE	1:46.764	14:14:25.791	2	Hills Motorsport
82	NC	Michael KNIBBS	1:46.614	14:14:26.108	2	Michael Knibbs
17	NC	William MORRIS	1:46.316	14:14:26.529	2	Hills Motorsport

Session Leader History

NO	CL	NAME	FROM LAP	LAPS LED	DISTANCE	VEHICLE
8	NC	Aidan HILLS	1	12	29.19 miles	Hills Motorsport

Flag History

TYPE	TIME OF DAY
GREEN	14:10:46.280
FINISH	14:32:15.878

Flag Statistics

TYPE	COUNT	TOTAL LAPS	TOTAL TIME
Green	1	12	24:51.505
Red	0	0	0.000
Safety Car	0	0	0.000
FCY	0	0	0.000

Miata Trophy Championship

RACE 12 - STATISTICS

CLASS : NC

27 Starters

Fastest Lap History

NO	NAME	LAP TIME	TIME OF DAY	LAP	VEHICLE
8	Aidan HILLS	1:52.201	14:12:38.495	1	Hills Motorsport
8	Aidan HILLS	1:46.833	14:14:25.327	2	Hills Motorsport
12	Declan LEE	1:46.764	14:14:25.791	2	Hills Motorsport
82	Michael KNIBBS	1:46.614	14:14:26.108	2	Michael Knibbs
17	William MORRIS	1:46.316	14:14:26.529	2	Hills Motorsport

Leader History

NO	NAME	FROM LAP	LAPS LED	DISTANCE	VEHICLE
8	Aidan HILLS	1	12	29.19 miles	Hills Motorsport

Miata Trophy Championship

RACE 12 - STATISTICS

CLASS : NA

3 Starters

Fastest Lap History


NO	NAME	LAP TIME	TIME OF DAY	LAP	VEHICLE
94	Liam COCHRANE	2:08.246	14:12:54.534	1	Turner Property Services Racing
77	Steve FODEN	1:55.163	14:14:50.583	2	CRS
77	Steve FODEN	1:53.496	14:20:34.732	5	CRS
77	Steve FODEN	1:53.462	14:28:11.289	9	CRS
77	Steve FODEN	1:53.375	14:31:58.499	11	CRS
77	Steve FODEN	1:53.256	14:33:51.755	12	CRS

Leader History

NO	NAME	FROM LAP	LAPS LED	DISTANCE	VEHICLE
94	Liam COCHRANE	1	1	2.43 miles	Turner Property Services Racing
77	Steve FODEN	2	11	26.76 miles	CRS

Miata Trophy Championship

RACE 16 - GRID (20 minutes)

ROW 17	33	14 Gary PADDOCK	
ROW 16		31 77 Steve FODEN	32 94 Liam COCHRANE
ROW 15			
ROW 14		27 48 Chas ALLEN	
ROW 13	25	29 Duncan HARRIS	26 25 Rich COOPER
ROW 12		23 19 Liz WALTON	24 66 Jack HARGRAVES
ROW 11	21	131 Max MERRITT	22 121 Gary SMITH
ROW 10		19 11 Reece WARRICK	20 40 Raymond WORLEY
ROW 9	17	18 Aimee WATTS	18 3 Lee DAVY-MARTIN
ROW 8		15 95 Kamal KALSI	16 444 Jay COOMBS
ROW 7	13	70 Xavier BROOKE	14 4 Nicholas STOTT
ROW 6		11 26 Drew FLETCHER	12 69 Wilbur TILEY
ROW 5	9	7 Alex MILLER	10 55 Simon FLEET
ROW 4		7 88 Roan LUNDY	8 72 Steve KITE
ROW 3	5	17 William MORRIS	6 73 Daniel PARRANS-SMITH
ROW 2		3 5 John LANGRIDGE	4 82 Michael KNIBBS
ROW 1	1	8 Aidan HILLS	2 12 Declan LEE
Pole			
			

Brands Hatch GP: 2.4332 miles

These results are provisional until the conclusion of any judicial and technical matters.

Clerk Of Course : Ian Denyer

Stewards :

Timekeeper : Nick Palmer

Miata Trophy Championship

RACE 16 - CLASSIFICATION

POS	NO	CL	PIC NAME	ENTRY	LAPS	TIME	GAP	DIFF	MPH	BEST	ON
1	8	NC	1 Aidan HILLS	Hills Motorsport	10	20:20.930			71.74	1:46.100	8
2	82	NC	2 Michael KNIBBS	Michael Knibbs	10	20:22.619	1.689	1.689	71.64	1:46.299	7
3	5	NC	3 John LANGRIDGE	Miller Motorsport	10	20:22.764	1.834	0.145	71.63	1:46.147	7
4	17	NC	4 William MORRIS	Hills Motorsport	10	20:23.405	2.475	0.641	71.60	1:46.384	9
5	12	NC	5 Declan LEE	Hills Motorsport	10	20:25.767	4.837	2.362	71.46	1:46.223	7
6	72	NC	6 Steve KITE	Misty Racing	10	20:29.157	8.227	3.390	71.26	1:46.917	3
7	7	NC	7 Alex MILLER	Miller Motorsport	10	20:29.285	8.355	0.128	71.25	1:47.265	8
8	55	NC	8 Simon FLEET	Jiffy Winks	10	20:34.240	13.310	4.955	70.97	1:48.072	7
9	26	NC	9 Drew FLETCHER	Hills Motorsport	10	20:41.928	20.998	7.688	70.53	1:49.188	2
10	70	NC	10 Xavier BROOKE	Xavier Brooke	10	20:42.080	21.150	0.152	70.52	1:49.128	10
11	4	NC	11 Nicholas STOTT	Hills Motorsport	10	20:43.951	23.021	1.871	70.41	1:49.252	10
12	444	NC	12 Jay COOMBS	Boreham Motorsport	10	20:46.059	25.129	2.108	70.30	1:49.655	7
13	88	NC	13 Roan LUNDY	Roan Lundy	10	20:46.309	25.379	0.250	70.28	1:48.860	8
14	3	NC	14 Lee DAVY-MARTIN	Hills Motorsport	10	20:47.095	26.165	0.786	70.24	1:49.318	7
15	95	NC	15 Kamal KALSI	KEW Technology	10	20:47.655	26.725	0.560	70.21	1:49.683	3
16	40	NC	16 Raymond WORLEY	Boreham Motorsport #40	10	20:54.399	33.469	6.744	69.83	1:51.182	2
17	77	NA	1 Steve FODEN	CRS	10	20:56.665	35.735	2.266	69.70	1:51.974	7
18	131	NC	17 Max MERRITT	BC Motorsport	10	20:56.834	35.904	0.169	69.69	1:51.029	9
19	66	NC	18 Jack HARGRAVES	Boreham Motorsport #66	10	20:58.860	37.930	2.026	69.58	1:50.889	9
20	11	NC	19 Reece WARRICK	Boreham Motorsport #11	10	20:59.244	38.314	0.384	69.56	1:50.802	9
21	69	NC	20 Wilbur TILEY	Patrick Watts Racing	10	20:59.576	38.646	0.332	69.54	1:50.428	9
22	121	NC	21 Gary SMITH	On the spot racing	10	21:06.210	45.280	6.634	69.18	1:53.386	10
23	48	NC	22 Chas ALLEN	Rosbif Racing	10	21:07.204	46.274	0.994	69.12	1:53.560	9
24	19	NC	23 Liz WALTON	Tucker Motorsport	10	21:08.039	47.109	0.835	69.08	1:53.850	10
25	29	NC	24 Duncan HARRIS	Boreham Motorsport #29	10	21:08.515	47.585	0.476	69.05	1:52.645	8
26	25	NC	25 Rich COOPER	RC Graphix Racing	10	21:11.416	50.486	2.901	68.89	1:53.418	10
27	94	NA	2 Liam COCHRANE	Turner Property Services Racing	10	21:14.831	53.901	3.415	68.71	1:53.838	9
28	14	NA	3 Gary PADDOCK	Misty Racing.	10	21:27.786	1:06.856	12.955	68.02	1:57.665	7

NOT CLASSIFIED

DNF	73	NC	Daniel PARRANS-SMITH	Boreham Motorsport	9	18:39.815	1 Lap	1 Lap	70.40	1:47.363	7
DNF	18	NC	Aimee WATTS	Patrick Watts racing	2	3:52.223	8 Laps	7 Laps	75.44	1:50.250	2

FASTEST LAP

	8	NC	Aidan HILLS	Hills Motorsport	8	1:46.100		82.56 mph		132.87 kph	
	77	NA	Steve FODEN	CRS	7	1:51.974		78.23 mph		125.90 kph	

Weather / Track : Cloudy / Dry

These results are provisional until the conclusion of any judicial and technical matters.

Race Distance: 10 Laps / 24.33 miles

Brands Hatch GP: 2.4332 miles

Date: 30/04/2023 Start: 17:30 Finish: 17:50

Clerk Of Course : Ian Denyer

Stewards :

Timekeeper : Nick Palmer

Miata Trophy Championship

RACE 16 - LAP CHART

LAP 1 @ 17:32:07.105			LAP 2 @ 17:33:53.722			LAP 3 @ 17:35:39.955			LAP 4 @ 17:37:42.290			LAP 5 @ 17:41:17.111		
NO	BEHIND	LAP TIME	NO	BEHIND	LAP TIME	NO	BEHIND	LAP TIME	NO	BEHIND	LAP TIME	NO	BEHIND	LAP TIME
8		1:52.798	8		1:46.617	8		1:46.233	8		2:02.335	8		3:34.821
82	0.207	1:53.005	82	0.498	1:46.908	82	0.927	1:46.662	82	0.643	2:02.051	82	0.706	3:34.884
12	0.567	1:53.365	12	0.846	1:46.896	12	1.120	1:46.507	12	1.627	2:02.842	12	1.278	3:34.472
5	0.924	1:53.722	5	1.257	1:46.950	5	1.734	1:46.710	5	2.550	2:03.151	5	1.988	3:34.259
17	1.758	1:54.556	17	2.347	1:47.206	17	2.712	1:46.598	17	3.568	2:03.191	17	2.799	3:34.052
72	3.407	1:56.205	72	4.164	1:47.374	72	4.848	1:46.917	72	5.535	2:03.022	72	3.448	3:32.734
7	3.714	1:56.512	73	5.468	1:47.945	73	6.607	1:47.372	73	6.287	2:02.015	73	4.050	3:32.584
73	4.140	1:56.938	7	5.654	1:48.557	7	7.407	1:47.986	7	7.060	2:01.988	7	4.777	3:32.538
55	4.453	1:57.251	55	6.251	1:48.415	55	8.646	1:48.628	55	7.852	2:01.541	55	5.970	3:32.939
70	6.185	1:58.983	26	8.937	1:49.188	26	12.737	1:50.033	26	9.633	1:59.231	26	6.700	3:31.888
26	6.366	1:59.164	70	10.547	1:50.979	70	14.021	1:49.707	70	9.806	1:58.120	70	7.331	3:32.346
69	6.707	1:59.505	95	10.832	1:50.542	95	14.282	1:49.683	95	10.224	1:58.277	95	7.841	3:32.438
95	6.907	1:59.705	69	11.132	1:51.042	4	14.891	1:49.390	4	11.128	1:58.572	4	8.518	3:32.211
4	8.253	2:01.051	4	11.734	1:50.098	69	15.967	1:51.068	69	12.271	1:58.639	69	9.212	3:31.762
88	8.553	2:01.351	88	12.518	1:50.582	88	16.171	1:49.886	88	13.011	1:59.175	88	9.990	3:31.800
18	9.175	2:01.973	18	12.808	1:50.250	444	20.840	1:53.080	444	13.747	1:55.242	444	10.683	3:31.757
444	9.475	2:02.273	3	13.452	1:50.426	40	23.325	1:53.236	40	15.188	1:54.198	40	11.429	3:31.062
3	9.643	2:02.441	444	13.993	1:51.135	3	24.121	1:56.902	3	16.467	1:54.681	3	11.838	3:30.192
40	11.757	2:04.555	40	16.322	1:51.182	77	28.285	1:53.360	77	26.298	2:00.348	77	12.896	3:21.419
121	13.493	2:06.291	77	21.158	1:53.718	131	30.505	1:53.491	131	26.985	1:58.815	131	14.100	3:21.936
131	13.627	2:06.425	131	23.247	1:56.237	66	31.991	1:54.138	66	27.730	1:58.074	66	14.775	3:21.866
77	14.057	2:06.855	121	23.931	1:57.055	121	34.652	1:56.954	121	29.670	1:57.353	121	15.282	3:20.433
48	14.579	2:07.377	66	24.086	1:55.965	48	35.770	1:57.784	11	30.217	1:56.617	11	16.095	3:20.699
66	14.738	2:07.536	48	24.219	1:56.257	11	35.935	1:57.810	48	34.516	2:01.081	48	17.641	3:17.946
11	15.041	2:07.839	11	24.358	1:55.934	19	36.781	1:56.538	19	37.551	2:03.105	19	18.683	3:15.953
19	17.081	2:09.879	19	26.476	1:56.012	29	37.412	1:56.344	29	38.047	2:02.970	29	19.494	3:16.268
94	17.475	2:10.273	94	26.998	1:56.140	94	37.935	1:57.170	94	39.699	2:04.099	94	20.295	3:15.417
29	17.789	2:10.587	29	27.301	1:56.129	25	38.135	1:56.299	25	40.083	2:04.283	25	21.268	3:16.006
25	18.862	2:11.660	25	28.069	1:55.824	14	46.560	2:00.399	14	50.438	2:06.213	14	22.316	3:06.699
14	19.617	2:12.415	14	32.394	1:59.394									

Miata Trophy Championship

RACE 16 - LAP CHART

LAP 6 @ 17:43:29.165			LAP 7 @ 17:45:15.329			LAP 8 @ 17:47:01.429			LAP 9 @ 17:48:48.088			LAP 10 @ 17:50:35.237		
NO	BEHIND	LAP TIME	NO	BEHIND	LAP TIME	NO	BEHIND	LAP TIME	NO	BEHIND	LAP TIME	NO	BEHIND	LAP TIME
8		2:12.054	8		1:46.164	8		1:46.100	8		1:46.659	8		1:47.149
82	0.375	2:11.723	82	0.510	1:46.299	82	1.096	1:46.686	82	1.541	1:47.104	82	1.689	1:47.297
12	0.743	2:11.519	12	0.802	1:46.223	5	1.545	1:46.663	5	1.740	1:46.854	5	1.834	1:47.243
5	0.999	2:11.065	5	0.982	1:46.147	17	2.186	1:46.629	17	1.911	1:46.384	17	2.475	1:47.713
17	1.383	2:10.638	17	1.657	1:46.438	12	3.817	1:49.115	12	4.294	1:47.136	12	4.837	1:47.692
72	1.973	2:10.579	72	3.299	1:47.490	72	4.883	1:47.684	72	5.802	1:47.578	72	8.227	1:49.574
73	2.354	2:10.358	73	3.553	1:47.363	73	5.256	1:47.803	73	6.034	1:47.437	7	8.355	1:48.523
7	2.693	2:09.970	7	4.251	1:47.722	7	5.416	1:47.265	7	6.981	1:48.224	55	13.310	1:50.031
55	3.495	2:09.579	55	5.403	1:48.072	55	7.997	1:48.694	55	10.428	1:49.090	26	20.998	1:50.517
26	5.201	2:10.555	26	9.779	1:50.742	26	13.793	1:50.114	26	17.630	1:50.496	70	21.150	1:49.128
70	5.336	2:10.059	70	10.670	1:51.498	70	14.325	1:49.755	70	19.171	1:51.505	4	23.021	1:49.252
95	6.085	2:10.298	4	11.007	1:50.027	4	14.651	1:49.744	4	20.918	1:52.926	444	25.129	1:49.960
4	7.144	2:10.680	95	11.658	1:51.737	88	14.842	1:48.860	69	21.173	1:50.428	88	25.379	1:50.838
69	7.443	2:10.285	69	11.794	1:50.515	95	16.573	1:51.015	88	21.690	1:53.507	3	26.165	1:50.369
88	8.081	2:10.145	88	12.082	1:50.165	69	17.404	1:51.710	95	21.852	1:51.938	95	26.725	1:52.022
444	9.359	2:10.730	444	12.850	1:49.655	444	18.473	1:51.723	444	22.318	1:50.504	40	33.469	1:52.973
40	10.362	2:10.987	3	14.020	1:49.318	3	19.080	1:51.160	3	22.945	1:50.524	77	35.735	1:53.428
3	10.866	2:11.082	40	16.813	1:52.615	40	22.751	1:52.038	40	27.645	1:51.553	131	35.904	1:53.374
77	12.142	2:11.300	77	17.952	1:51.974	77	23.888	1:52.036	77	29.456	1:52.227	66	37.930	1:54.131
131	12.955	2:10.909	131	18.020	1:51.229	131	25.309	1:53.389	131	29.679	1:51.029	11	38.314	1:54.200
66	13.844	2:11.123	66	19.224	1:51.544	66	26.718	1:53.594	66	30.948	1:50.889	69	38.646	2:04.622
121	15.188	2:11.960	11	20.250	1:50.832	11	27.120	1:52.970	11	31.263	1:50.802	121	45.280	1:53.386
11	15.582	2:11.541	121	24.085	1:55.061	121	31.993	1:54.008	121	39.043	1:53.709	48	46.274	1:53.920
48	16.202	2:10.615	48	24.567	1:54.529	48	32.602	1:54.135	48	39.503	1:53.560	19	47.109	1:53.850
19	17.434	2:10.805	19	25.195	1:53.925	19	32.953	1:53.858	19	40.408	1:54.114	29	47.585	1:53.260
29	17.711	2:10.271	29	27.575	1:56.028	29	34.120	1:52.645	29	41.474	1:54.013	25	50.486	1:53.418
94	17.876	2:09.635	94	28.344	1:56.632	25	37.352	1:54.950	25	44.217	1:53.524	94	53.901	1:55.890
25	18.789	2:09.575	25	28.502	1:55.877	94	37.981	1:55.737	94	45.160	1:53.838	14	1:06.856	1:58.704
14	19.425	2:09.163	14	30.926	1:57.665	14	43.421	1:58.595	14	55.301	1:58.539			

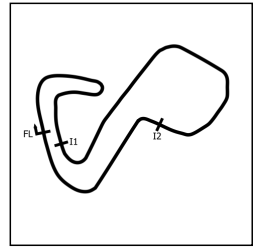
Miata Trophy Championship

RACE 16 - POSITION CHART

No	Name	Lap Pos												
			1	2	3	4	5	6	7	8	9	10		
8	HILLS	1	8	8	8	8	8	8	8	8	8	8	8	8
12	LEE	2	82	82	82	82	82	82	82	82	82	82	82	82
5	LANGRIDGE	3	12	12	12	12	12	12	12	5	5	5	5	5
82	KNIBBS	4	5	5	5	5	5	5	5	17	17	17	17	17
17	MORRIS	5	17	17	17	17	17	17	17	12	12	12	12	12
73	PARRANS-SMITH	6	72	72	72	72	72	72	72	72	72	72	72	72
88	LUNDY	7	7	73	73	73	73	73	73	73	73	73	73	7
72	KITE	8	73	7	7	7	7	7	7	7	7	7	7	55
7	MILLER	9	55	55	55	55	55	55	55	55	55	55	55	26
55	FLEET	10	70	26	26	26	26	26	26	26	26	26	26	70
26	FLETCHER	11	26	70	70	70	70	70	70	70	70	70	70	4
69	TILEY	12	69	95	95	95	95	95	4	4	4	4	4	444
70	BROOKE	13	95	69	4	4	4	4	95	88	69	88	69	88
4	STOTT	14	4	4	69	69	69	69	69	95	88	88	88	3
95	KALSI	15	88	88	88	88	88	88	88	69	95	95	95	95
444	COOMBS	16	18	18	444	444	444	444	444	444	444	444	444	40
18	WATTS	17	444	3	40	40	40	40	3	3	3	3	3	77
3	DAVY-MARTIN	18	3	444	3	3	3	3	40	40	40	40	40	131
11	WARRICK	19	40	40	77	77	77	77	77	77	77	77	77	66
40	WORLEY	20	121	77	131	131	131	131	131	131	131	131	131	11
131	MERRITT	21	131	131	66	66	66	66	66	66	66	66	66	69
121	SMITH	22	77	121	121	121	121	121	11	11	11	11	11	121
19	WALTON	23	48	66	48	11	11	11	121	121	121	121	121	48
66	HARGRAVES	24	66	48	11	48	48	48	48	48	48	48	48	19
29	HARRIS	25	11	11	19	19	19	19	19	19	19	19	19	29
25	COOPER	26	19	19	29	29	29	29	29	29	29	29	29	25
48	ALLEN	27	94	94	94	94	94	94	94	25	25	25	25	94
77	FODEN	28	29	29	25	25	25	25	25	94	94	94	94	14
94	COCHRANE	29	25	25	14	14	14	14	14	14	14	14	14	14
14	PADDOCK	30	14	14										

Miata Trophy Championship

RACE 16 - SECTOR ANALYSIS



SECTOR 1 = FL to I1, SECTOR 2 = I1 to I2, SECTOR 3 = I2 to FL, DIFF = Difference To Personal Best Lap, P = Crossed Finish Line in Pit Lane, D = Time Disallowed

P1		8 NC		Aidan HILLS		Hills Motorsport	
IDEAL LAP TIME : 1:46.007		BEST LAP TIME : 1:46.100		DIFFERENCE : 0.093			
LAP	SECTOR 1	SECTOR 2	SECTOR 3	LAP TIME	MPH	DIFF	TIME OF DAY
1 -		47.582	25.579	1:52.798	77.65	6.698	17:32:07.105
2 -	33.258	47.687	25.672	1:46.617	82.16	0.517	17:33:53.722
3 -	33.230	47.462	25.541	1:46.233 (3)	82.45	0.133	17:35:39.955
4 -	33.267	53.818	35.250	2:02.335	71.60	16.235	17:37:42.290
5 -	39.943	1:53.496	1:01.382	3:34.821	40.77	1:48.721	17:41:17.111
6 -	41.875	59.861	30.318	2:12.054	66.33	25.954	17:43:29.165
7 -	33.300	47.343	25.521	1:46.164 (2)	82.51	0.064	17:45:15.329
8 -	33.153	47.436	25.511	1:46.100 (1)	82.56		17:47:01.429
9 -	33.330	47.668	25.661	1:46.659	82.12	0.559	17:48:48.088
10 -	33.402	47.768	25.979	1:47.149	81.75	1.049	17:50:35.237

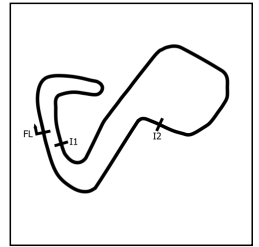
P2		82 NC		Michael KNIBBS		Michael Knibbs	
IDEAL LAP TIME : 1:46.233		BEST LAP TIME : 1:46.299		DIFFERENCE : 0.066			
LAP	SECTOR 1	SECTOR 2	SECTOR 3	LAP TIME	MPH	DIFF	TIME OF DAY
1 -		47.658	25.493	1:53.005	77.51	6.706	17:32:07.312
2 -	33.546	47.709	25.653	1:46.908	81.93	0.609	17:33:54.220
3 -	33.303	47.625	25.734	1:46.662 (2)	82.12	0.363	17:35:40.882
4 -	33.315	53.675	35.061	2:02.051	71.77	15.752	17:37:42.933
5 -	40.239	1:53.435	1:01.210	3:34.884	40.76	1:48.585	17:41:17.817
6 -	41.783	59.871	30.069	2:11.723	66.50	25.424	17:43:29.540
7 -	33.256	47.484	25.559	1:46.299 (1)	82.40		17:45:15.839
8 -	33.405	47.539	25.742	1:46.686 (3)	82.10	0.387	17:47:02.525
9 -	33.596	47.650	25.858	1:47.104	81.78	0.805	17:48:49.629
10 -	33.721	47.730	25.846	1:47.297	81.64	0.998	17:50:36.926

P3		5 NC		John LANGRIDGE		Miller Motorsport	
IDEAL LAP TIME : 1:46.095		BEST LAP TIME : 1:46.147		DIFFERENCE : 0.052			
LAP	SECTOR 1	SECTOR 2	SECTOR 3	LAP TIME	MPH	DIFF	TIME OF DAY
1 -		47.733	25.557	1:53.722	77.02	7.575	17:32:08.029
2 -	33.568	47.776	25.606	1:46.950	81.90	0.803	17:33:54.979
3 -	33.342	47.683	25.685	1:46.710 (3)	82.09	0.563	17:35:41.689
4 -	33.394	54.256	35.501	2:03.151	71.13	17.004	17:37:44.840
5 -	40.268	1:53.882	1:00.109	3:34.259	40.88	1:48.112	17:41:19.099
6 -	41.929	59.597	29.539	2:11.065	66.83	24.918	17:43:30.164
7 -	33.394	47.347	25.406	1:46.147 (1)	82.52		17:45:16.311
8 -	33.420	47.775	25.468	1:46.663 (2)	82.12	0.516	17:47:02.974
9 -	33.485	47.523	25.846	1:46.854	81.97	0.707	17:48:49.828
10 -	33.933	47.772	25.538	1:47.243	81.68	1.096	17:50:37.071

P4		17 NC		William MORRIS		Hills Motorsport	
IDEAL LAP TIME : 1:46.151		BEST LAP TIME : 1:46.384		DIFFERENCE : 0.233			
LAP	SECTOR 1	SECTOR 2	SECTOR 3	LAP TIME	MPH	DIFF	TIME OF DAY
1 -		48.041	25.694	1:54.556	76.46	8.172	17:32:08.863
2 -	33.793	47.734	25.679	1:47.206	81.71	0.822	17:33:56.069
3 -	33.449	47.675	25.474	1:46.598 (3)	82.17	0.214	17:35:42.667
4 -	33.446	54.141	35.604	2:03.191	71.10	16.807	17:37:45.858
5 -	40.484	1:54.363	59.205	3:34.052	40.92	1:47.668	17:41:19.910
6 -	41.724	59.504	29.410	2:10.638	67.05	24.254	17:43:30.548
7 -	33.330	47.576	25.532	1:46.438 (2)	82.29	0.054	17:45:16.986
8 -	33.376	47.678	25.575	1:46.629	82.15	0.245	17:47:03.615
9 -	33.260	47.417	25.707	1:46.384 (1)	82.34		17:48:49.999
10 -	34.030	47.908	25.775	1:47.713	81.32	1.329	17:50:37.712

Miata Trophy Championship

RACE 16 - SECTOR ANALYSIS



SECTOR 1 = FL to I1, SECTOR 2 = I1 to I2, SECTOR 3 = I2 to FL, DIFF = Difference To Personal Best Lap, P = Crossed Finish Line in Pit Lane, D = Time Disallowed

P5		12 NC		Declan LEE		Hills Motorsport	
IDEAL LAP TIME : 1:46.113		BEST LAP TIME : 1:46.223		DIFFERENCE : 0.110			
LAP	SECTOR 1	SECTOR 2	SECTOR 3	LAP TIME	MPH	DIFF	TIME OF DAY
1 -		47.676	25.636	1:53.365	77.27	7.142	17:32:07.672
2 -	33.700	47.726	25.470	1:46.896 (3)	81.94	0.673	17:33:54.568
3 -	33.329	47.503	25.675	1:46.507 (2)	82.24	0.284	17:35:41.075
4 -	33.522	53.935	35.385	2:02.842	71.30	16.619	17:37:43.917
5 -	39.987	1:53.889	1:00.596	3:34.472	40.84	1:48.249	17:41:18.389
6 -	41.965	59.755	29.799	2:11.519	66.60	25.296	17:43:29.908
7 -	33.439	47.321	25.463	1:46.223 (1)	82.46		17:45:16.131
8 -	33.464	49.917	25.734	1:49.115	80.28	2.892	17:47:05.246
9 -	33.697	47.718	25.721	1:47.136	81.76	0.913	17:48:52.382
10 -	33.773	47.965	25.954	1:47.692	81.34	1.469	17:50:40.074

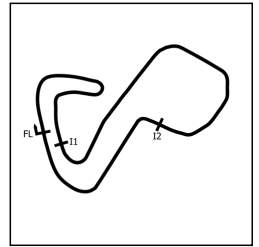
P6		72 NC		Steve KITE		Misty Racing	
IDEAL LAP TIME : 1:46.846		BEST LAP TIME : 1:46.917		DIFFERENCE : 0.071			
LAP	SECTOR 1	SECTOR 2	SECTOR 3	LAP TIME	MPH	DIFF	TIME OF DAY
1 -		48.418	26.437	1:56.205	75.38	9.288	17:32:10.512
2 -	33.741	47.919	25.714	1:47.374 (2)	81.58	0.457	17:33:57.886
3 -	33.349	47.783	25.785	1:46.917 (1)	81.93		17:35:44.803
4 -	33.532	53.500	35.990	2:03.022	71.20	16.105	17:37:47.825
5 -	39.705	1:54.594	58.435	3:32.734	41.17	1:45.817	17:41:20.559
6 -	41.908	59.273	29.398	2:10.579	67.08	23.662	17:43:31.138
7 -	33.549	47.949	25.992	1:47.490 (3)	81.49	0.573	17:45:18.628
8 -	33.609	47.977	26.098	1:47.684	81.34	0.767	17:47:06.312
9 -	33.589	48.123	25.866	1:47.578	81.42	0.661	17:48:53.890
10 -	34.555	48.651	26.368	1:49.574	79.94	2.657	17:50:43.464

P7		7 NC		Alex MILLER		Miller Motorsport	
IDEAL LAP TIME : 1:47.265		BEST LAP TIME : 1:47.265		DIFFERENCE : 0.000			
LAP	SECTOR 1	SECTOR 2	SECTOR 3	LAP TIME	MPH	DIFF	TIME OF DAY
1 -		48.725	26.188	1:56.512	75.18	9.247	17:32:10.819
2 -	33.621	48.351	26.585	1:48.557	80.69	1.292	17:33:59.376
3 -	33.587	48.236	26.163	1:47.986 (3)	81.12	0.721	17:35:47.362
4 -	33.560	52.462	35.966	2:01.988	71.80	14.723	17:37:49.350
5 -	39.672	1:55.660	57.206	3:32.538	41.21	1:45.273	17:41:21.888
6 -	41.605	59.432	28.933	2:09.970	67.39	22.705	17:43:31.858
7 -	33.574	48.054	26.094	1:47.722 (2)	81.31	0.457	17:45:19.580
8 -	33.474	47.926	25.865	1:47.265 (1)	81.66		17:47:06.845
9 -	33.673	48.406	26.145	1:48.224	80.94	0.959	17:48:55.069
10 -	33.754	48.629	26.140	1:48.523	80.71	1.258	17:50:43.592

P8		55 NC		Simon FLEET		Jiffy Winks	
IDEAL LAP TIME : 1:48.065		BEST LAP TIME : 1:48.072		DIFFERENCE : 0.007			
LAP	SECTOR 1	SECTOR 2	SECTOR 3	LAP TIME	MPH	DIFF	TIME OF DAY
1 -		48.785	26.278	1:57.251	74.71	9.179	17:32:11.558
2 -	33.798	48.522	26.095	1:48.415 (2)	80.79	0.343	17:33:59.973
3 -	33.702	48.644	26.282	1:48.628 (3)	80.64	0.556	17:35:48.601
4 -	33.746	51.919	35.876	2:01.541	72.07	13.469	17:37:50.142
5 -	39.629	1:56.196	57.114	3:32.939	41.13	1:44.867	17:41:23.081
6 -	41.448	58.938	29.193	2:09.579	67.60	21.507	17:43:32.660
7 -	33.617	48.353	26.102	1:48.072 (1)	81.05		17:45:20.732
8 -	33.646	48.730	26.318	1:48.694	80.59	0.622	17:47:09.426
9 -	34.029	48.875	26.186	1:49.090	80.29	1.018	17:48:58.516
10 -	33.960	49.245	26.826	1:50.031	79.61	1.959	17:50:48.547

Miata Trophy Championship

RACE 16 - SECTOR ANALYSIS



SECTOR 1 = FL to I1, SECTOR 2 = I1 to I2, SECTOR 3 = I2 to FL, DIFF = Difference To Personal Best Lap, P = Crossed Finish Line in Pit Lane, D = Time Disallowed

P9 26 NC		Drew FLETCHER		Hills Motorsport			
IDEAL LAP TIME : 1:48.970		BEST LAP TIME : 1:49.188		DIFFERENCE : 0.218			
LAP	SECTOR 1	SECTOR 2	SECTOR 3	LAP TIME	MPH	DIFF	TIME OF DAY
1 -		49.424	26.759	1:59.164	73.51	9.976	17:32:13.471
2 -	34.395	48.678	26.115	1:49.188 (1)	80.22		17:34:02.659
3 -	34.177	49.029	26.827	1:50.033 (2)	79.61	0.845	17:35:52.692
4 -	34.821	52.256	32.154	1:59.231	73.46	10.043	17:37:51.923
5 -	39.787	1:55.974	56.127	3:31.888	41.34	1:42.700	17:41:23.811
6 -	41.939	58.500	30.116	2:10.555	67.09	21.367	17:43:34.366
7 -	35.504	48.963	26.275	1:50.742	79.10	1.554	17:45:25.108
8 -	34.707	49.016	26.391	1:50.114 (3)	79.55	0.926	17:47:15.222
9 -	34.733	49.234	26.529	1:50.496	79.27	1.308	17:49:05.718
10 -	34.593	49.252	26.672	1:50.517	79.26	1.329	17:50:56.235

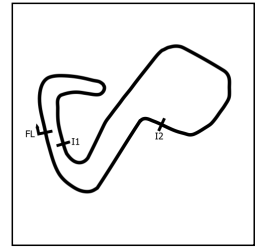
P10 70 NC		Xavier BROOKE		Xavier Brooke			
IDEAL LAP TIME : 1:48.943		BEST LAP TIME : 1:49.128		DIFFERENCE : 0.185			
LAP	SECTOR 1	SECTOR 2	SECTOR 3	LAP TIME	MPH	DIFF	TIME OF DAY
1 -		49.147	26.798	1:58.983	73.62	9.855	17:32:13.290
2 -	34.083	49.466	27.430	1:50.979	78.93	1.851	17:34:04.269
3 -	34.178	49.123	26.406	1:49.707 (2)	79.84	0.579	17:35:53.976
4 -	34.287	52.018	31.815	1:58.120	74.16	8.992	17:37:52.096
5 -	39.914	1:56.514	55.918	3:32.346	41.25	1:43.218	17:41:24.442
6 -	41.687	58.859	29.513	2:10.059	67.35	20.931	17:43:34.501
7 -	35.690	49.633	26.175	1:51.498	78.56	2.370	17:45:25.999
8 -	33.925	49.746	26.084	1:49.755 (3)	79.81	0.627	17:47:15.754
9 -	35.084	50.102	26.319	1:51.505	78.56	2.377	17:49:07.259
10 -	34.027	48.934	26.167	1:49.128 (1)	80.27		17:50:56.387

P11 4 NC		Nicholas STOTT		Hills Motorsport			
IDEAL LAP TIME : 1:48.888		BEST LAP TIME : 1:49.252		DIFFERENCE : 0.364			
LAP	SECTOR 1	SECTOR 2	SECTOR 3	LAP TIME	MPH	DIFF	TIME OF DAY
1 -		50.211	27.097	2:01.051	72.36	11.799	17:32:15.358
2 -	34.518	49.506	26.074	1:50.098	79.56	0.846	17:34:05.456
3 -	34.075	49.078	26.237	1:49.390 (2)	80.07	0.138	17:35:54.846
4 -	34.117	54.977	29.478	1:58.572	73.87	9.320	17:37:53.418
5 -	39.919	1:59.241	53.051	3:32.211	41.27	1:42.959	17:41:25.629
6 -	42.037	58.455	30.188	2:10.680	67.03	21.428	17:43:36.309
7 -	34.132	49.895	26.000	1:50.027	79.61	0.775	17:45:26.336
8 -	33.974	49.589	26.181	1:49.744 (3)	79.82	0.492	17:47:16.080
9 -	34.981	50.711	27.234	1:52.926	77.57	3.674	17:49:09.006
10 -	34.113	48.914	26.225	1:49.252 (1)	80.18		17:50:58.258

P12 444 NC		Jay COOMBS		Boreham Motorsport			
IDEAL LAP TIME : 1:48.904		BEST LAP TIME : 1:49.655		DIFFERENCE : 0.751			
LAP	SECTOR 1	SECTOR 2	SECTOR 3	LAP TIME	MPH	DIFF	TIME OF DAY
1 -		49.995	27.171	2:02.273	71.64	12.618	17:32:16.580
2 -	34.598	49.900	26.637	1:51.135	78.82	1.480	17:34:07.715
3 -	34.099	49.364	29.617	1:53.080	77.46	3.425	17:36:00.795
4 -	34.392	51.199	29.651	1:55.242	76.01	5.587	17:37:56.037
5 -	39.075	2:01.880	50.802	3:31.757	41.36	1:42.102	17:41:27.794
6 -	42.958	57.387	30.385	2:10.730	67.00	21.075	17:43:38.524
7 -	34.080	48.944	26.631	1:49.655 (1)	79.88		17:45:28.179
8 -	33.797	50.383	27.543	1:51.723	78.40	2.068	17:47:19.902
9 -	34.035	49.287	27.182	1:50.504 (3)	79.27	0.849	17:49:10.406
10 -	34.853	48.752	26.355	1:49.960 (2)	79.66	0.305	17:51:00.366

Miata Trophy Championship

RACE 16 - SECTOR ANALYSIS



SECTOR 1 = FL to I1, SECTOR 2 = I1 to I2, SECTOR 3 = I2 to FL, DIFF = Difference To Personal Best Lap, P = Crossed Finish Line in Pit Lane, D = Time Disallowed

P13 88 NC		Roan LUNDY		Roan Lundy			
IDEAL LAP TIME : 1:48.088		BEST LAP TIME : 1:48.860		DIFFERENCE : 0.772			
LAP	SECTOR 1	SECTOR 2	SECTOR 3	LAP TIME	MPH	DIFF	TIME OF DAY
1 -		49.895	27.135	2:01.351	72.18	12.491	17:32:15.658
2 -	34.455	49.381	26.746	1:50.582	79.21	1.722	17:34:06.240
3 -	33.704	50.046	26.136	1:49.886 (2)	79.71	1.026	17:35:56.126
4 -	34.499	54.325	30.351	1:59.175	73.50	10.315	17:37:55.301
5 -	39.043	2:01.064	51.693	3:31.800	41.35	1:42.940	17:41:27.101
6 -	42.140	58.137	29.868	2:10.145	67.30	21.285	17:43:37.246
7 -	33.807	50.235	26.123	1:50.165 (3)	79.51	1.305	17:45:27.411
8 -	34.280	48.807	25.773	1:48.860 (1)	80.46		17:47:16.271
9 -	34.636	51.121	27.750	1:53.507	77.17	4.647	17:49:09.778
10 -	35.842	48.611	26.385	1:50.838	79.03	1.978	17:51:00.616

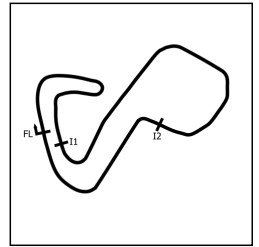
P14 3 NC		Lee DAVY-MARTIN		Hills Motorsport			
IDEAL LAP TIME : 1:48.284		BEST LAP TIME : 1:49.318		DIFFERENCE : 1.034			
LAP	SECTOR 1	SECTOR 2	SECTOR 3	LAP TIME	MPH	DIFF	TIME OF DAY
1 -		50.674	26.821	2:02.441	71.54	13.123	17:32:16.748
2 -	34.922	48.755	26.749	1:50.426 (3)	79.32	1.108	17:34:07.174
3 -	34.193	49.601	33.108	1:56.902	74.93	7.584	17:36:04.076
4 -	34.475	52.266	27.940	1:54.681	76.38	5.363	17:37:58.757
5 -	37.714	2:04.328	48.150	3:30.192	41.67	1:40.874	17:41:28.949
6 -	43.466	57.164	30.452	2:11.082	66.82	21.764	17:43:40.031
7 -	34.317	49.028	25.973	1:49.318 (1)	80.13		17:45:29.349
8 -	33.631	49.845	27.684	1:51.160	78.80	1.842	17:47:20.509
9 -	34.144	48.745	27.635	1:50.524	79.25	1.206	17:49:11.033
10 -	35.065	48.680	26.624	1:50.369 (2)	79.36	1.051	17:51:01.402

P15 95 NC		Kamal KALSI		KEW Technology			
IDEAL LAP TIME : 1:48.861		BEST LAP TIME : 1:49.683		DIFFERENCE : 0.822			
LAP	SECTOR 1	SECTOR 2	SECTOR 3	LAP TIME	MPH	DIFF	TIME OF DAY
1 -		50.033	26.274	1:59.705	73.17	10.022	17:32:14.012
2 -	35.256	49.362	25.924	1:50.542 (2)	79.24	0.859	17:34:04.554
3 -	34.473	49.104	26.106	1:49.683 (1)	79.86		17:35:54.237
4 -	34.376	53.934	29.967	1:58.277	74.06	8.594	17:37:52.514
5 -	40.146	1:58.039	54.253	3:32.438	41.23	1:42.755	17:41:24.952
6 -	41.796	58.666	29.836	2:10.298	67.22	20.615	17:43:35.250
7 -	35.163	50.340	26.234	1:51.737	78.39	2.054	17:45:26.987
8 -	33.833	50.937	26.245	1:51.015 (3)	78.90	1.332	17:47:18.002
9 -	34.688	50.413	26.837	1:51.938	78.25	2.255	17:49:09.940
10 -	36.347	49.335	26.340	1:52.022	78.19	2.339	17:51:01.962

P16 40 NC		Raymond WORLEY		Boreham Motorsport #40			
IDEAL LAP TIME : 1:51.093		BEST LAP TIME : 1:51.182		DIFFERENCE : 0.089			
LAP	SECTOR 1	SECTOR 2	SECTOR 3	LAP TIME	MPH	DIFF	TIME OF DAY
1 -		51.988	26.699	2:04.555	70.32	13.373	17:32:18.862
2 -	34.633	50.024	26.525	1:51.182 (1)	78.78		17:34:10.044
3 -	34.808	50.457	27.971	1:53.236	77.35	2.054	17:36:03.280
4 -	34.577	51.723	27.898	1:54.198	76.70	3.016	17:37:57.478
5 -	38.418	2:03.658	48.986	3:31.062	41.50	1:39.880	17:41:28.540
6 -	43.216	57.366	30.405	2:10.987	66.87	19.805	17:43:39.527
7 -	34.830	50.922	26.863	1:52.615	77.78	1.433	17:45:32.142
8 -	34.732	50.566	26.740	1:52.038 (3)	78.18	0.856	17:47:24.180
9 -	34.787	50.274	26.492	1:51.553 (2)	78.52	0.371	17:49:15.733
10 -	35.246	50.504	27.223	1:52.973	77.53	1.791	17:51:08.706

Miata Trophy Championship

RACE 16 - SECTOR ANALYSIS



SECTOR 1 = FL to I1, SECTOR 2 = I1 to I2, SECTOR 3 = I2 to FL, DIFF = Difference To Personal Best Lap, P = Crossed Finish Line in Pit Lane, D = Time Disallowed

P17 77 NA Steve FODEN		CRS					
IDEAL LAP TIME : 1:51.847		BEST LAP TIME : 1:51.974					
		DIFFERENCE : 0.127					
LAP	SECTOR 1	SECTOR 2	SECTOR 3	LAP TIME	MPH	DIFF	TIME OF DAY
1 -		52.731	27.101	2:06.855	69.05	14.881	17:32:21.162
2 -	35.680	50.903	27.135	1:53.718	77.03	1.744	17:34:14.880
3 -	35.132	50.431	27.797	1:53.360	77.27	1.386	17:36:08.240
4 -	34.983	54.602	30.763	2:00.348	72.78	8.374	17:38:08.588
5 -	37.304	1:56.373	47.742	3:21.419	43.49	1:29.445	17:41:30.007
6 -	45.291	55.139	30.870	2:11.300	66.71	19.326	17:43:41.307
7 -	34.793	50.121	27.060	1:51.974 (1)	78.23		17:45:33.281
8 -	34.890	50.137	27.009	1:52.036 (2)	78.18	0.062	17:47:25.317
9 -	34.851	50.045	27.331	1:52.227 (3)	78.05	0.253	17:49:17.544
10 -	35.433	50.686	27.309	1:53.428	77.22	1.454	17:51:10.972

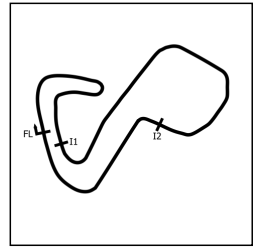
P18 131 NC Max MERRITT		BC Motorsport					
IDEAL LAP TIME : 1:50.454		BEST LAP TIME : 1:51.029					
		DIFFERENCE : 0.575					
LAP	SECTOR 1	SECTOR 2	SECTOR 3	LAP TIME	MPH	DIFF	TIME OF DAY
1 -		53.284	26.999	2:06.425	69.28	15.396	17:32:20.732
2 -	37.215	51.693	27.329	1:56.237	75.36	5.208	17:34:16.969
3 -	35.733	50.471	27.287	1:53.491	77.18	2.462	17:36:10.460
4 -	35.614	53.146	30.055	1:58.815	73.72	7.786	17:38:09.275
5 -	37.522	1:56.987	47.427	3:21.936	43.37	1:30.907	17:41:31.211
6 -	45.503	54.867	30.539	2:10.909	66.91	19.880	17:43:42.120
7 -	34.966	49.624	26.639	1:51.229 (2)	78.75	0.200	17:45:33.349
8 -	36.388	50.314	26.687	1:53.389	77.25	2.360	17:47:26.738
9 -	35.541	49.142	26.346	1:51.029 (1)	78.89		17:49:17.767
10 -	35.624	50.651	27.099	1:53.374 (3)	77.26	2.345	17:51:11.141

P19 66 NC Jack HARGRAVES		Boreham Motorsport #66					
IDEAL LAP TIME : 1:50.752		BEST LAP TIME : 1:50.889					
		DIFFERENCE : 0.137					
LAP	SECTOR 1	SECTOR 2	SECTOR 3	LAP TIME	MPH	DIFF	TIME OF DAY
1 -		53.007	26.912	2:07.536	68.68	16.647	17:32:21.843
2 -	36.591	52.071	27.303	1:55.965	75.53	5.076	17:34:17.808
3 -	35.646	50.503	27.989	1:54.138	76.74	3.249	17:36:11.946
4 -	34.984	53.131	29.959	1:58.074	74.18	7.185	17:38:10.020
5 -	37.371	1:57.727	46.768	3:21.866	43.39	1:30.977	17:41:31.886
6 -	45.395	54.900	30.828	2:11.123	66.80	20.234	17:43:43.009
7 -	34.545	50.217	26.782	1:51.544 (2)	78.53	0.655	17:45:34.553
8 -	35.381	51.742	26.471	1:53.594 (3)	77.11	2.705	17:47:28.147
9 -	34.402	49.879	26.608	1:50.889 (1)	78.99		17:49:19.036
10 -	34.803	51.210	28.118	1:54.131	76.75	3.242	17:51:13.167

P20 11 NC Reece WARRICK		Boreham Motorsport #11					
IDEAL LAP TIME : 1:50.358		BEST LAP TIME : 1:50.802					
		DIFFERENCE : 0.444					
LAP	SECTOR 1	SECTOR 2	SECTOR 3	LAP TIME	MPH	DIFF	TIME OF DAY
1 -		52.872	26.862	2:07.839	68.52	17.037	17:32:22.146
2 -	36.409	52.990	26.535	1:55.934	75.55	5.132	17:34:18.080
3 -	36.871	52.444	28.495	1:57.810	74.35	7.008	17:36:15.890
4 -	35.215	53.360	28.042	1:56.617	75.11	5.815	17:38:12.507
5 -	37.574	1:57.861	45.264	3:20.699	43.64	1:29.897	17:41:33.206
6 -	45.368	55.065	31.108	2:11.541	66.59	20.739	17:43:44.747
7 -	34.852	49.415	26.565	1:50.832 (2)	79.03	0.030	17:45:35.579
8 -	34.650	52.022	26.298	1:52.970 (3)	77.54	2.168	17:47:28.549
9 -	34.940	49.569	26.293	1:50.802 (1)	79.05		17:49:19.351
10 -	34.987	51.247	27.966	1:54.200	76.70	3.398	17:51:13.551

Miata Trophy Championship

RACE 16 - SECTOR ANALYSIS



SECTOR 1 = FL to I1, SECTOR 2 = I1 to I2, SECTOR 3 = I2 to FL, DIFF = Difference To Personal Best Lap, P = Crossed Finish Line in Pit Lane, D = Time Disallowed

P21 69 NC Wilbur TILEY			Patrick Watts Racing				
IDEAL LAP TIME : 1:49.217		BEST LAP TIME : 1:50.428		DIFFERENCE : 1.211			
LAP	SECTOR 1	SECTOR 2	SECTOR 3	LAP TIME	MPH	DIFF	TIME OF DAY
1 -		49.448	26.573	1:59.505	73.30	9.077	17:32:13.812
2 -	35.804	49.221	26.017	1:51.042 (3)	78.88	0.614	17:34:04.854
3 -	35.054	49.676	26.338	1:51.068	78.86	0.640	17:35:55.922
4 -	34.361	54.178	30.100	1:58.639	73.83	8.211	17:37:54.561
5 -	39.242	2:00.116	52.404	3:31.762	41.36	1:41.334	17:41:26.323
6 -	41.839	58.538	29.908	2:10.285	67.23	19.857	17:43:36.608
7 -	34.177	50.252	26.086	1:50.515 (2)	79.26	0.087	17:45:27.123
8 -	34.524	50.712	26.474	1:51.710	78.41	1.282	17:47:18.833
9 -	33.979	49.804	26.645	1:50.428 (1)	79.32		17:49:09.261
10 -	48.355	49.877	26.390	2:04.622	70.29	14.194	17:51:13.883

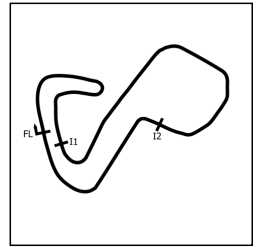
P22 121 NC Gary SMITH			On the spot racing				
IDEAL LAP TIME : 1:53.339		BEST LAP TIME : 1:53.386		DIFFERENCE : 0.047			
LAP	SECTOR 1	SECTOR 2	SECTOR 3	LAP TIME	MPH	DIFF	TIME OF DAY
1 -		53.326	27.216	2:06.291	69.36	12.905	17:32:20.598
2 -	35.484	53.124	28.447	1:57.055	74.83	3.669	17:34:17.653
3 -	36.735	52.022	28.197	1:56.954	74.89	3.568	17:36:14.607
4 -	36.323	52.771	28.259	1:57.353	74.64	3.967	17:38:11.960
5 -	37.474	1:57.384	45.575	3:20.433	43.70	1:27.047	17:41:32.393
6 -	45.515	55.124	31.321	2:11.960	66.38	18.574	17:43:44.353
7 -	36.182	51.733	27.146	1:55.061	76.13	1.675	17:45:39.414
8 -	35.710	51.242	27.056	1:54.008 (3)	76.83	0.622	17:47:33.422
9 -	35.311	51.239	27.159	1:53.709 (2)	77.03	0.323	17:49:27.131
10 -	35.358	50.974	27.054	1:53.386 (1)	77.25		17:51:20.517

P23 48 NC Chas ALLEN			Rosbif Racing				
IDEAL LAP TIME : 1:53.360		BEST LAP TIME : 1:53.560		DIFFERENCE : 0.200			
LAP	SECTOR 1	SECTOR 2	SECTOR 3	LAP TIME	MPH	DIFF	TIME OF DAY
1 -		53.362	27.387	2:07.377	68.77	13.817	17:32:21.684
2 -	36.375	51.898	27.984	1:56.257	75.34	2.697	17:34:17.941
3 -	36.826	52.189	28.769	1:57.784	74.37	4.224	17:36:15.725
4 -	35.928	55.693	29.460	2:01.081	72.34	7.521	17:38:16.806
5 -	37.937	1:54.578	45.431	3:17.946	44.25	1:24.386	17:41:34.752
6 -	45.263	54.759	30.593	2:10.615	67.06	17.055	17:43:45.367
7 -	35.785	51.370	27.374	1:54.529	76.48	0.969	17:45:39.896
8 -	35.900	50.864	27.371	1:54.135 (3)	76.74	0.575	17:47:34.031
9 -	35.906	50.711	26.943	1:53.560 (1)	77.13		17:49:27.591
10 -	35.753	50.664	27.503	1:53.920 (2)	76.89	0.360	17:51:21.511

P24 19 NC Liz WALTON			Tucker Motorsport				
IDEAL LAP TIME : 1:53.053		BEST LAP TIME : 1:53.850		DIFFERENCE : 0.797			
LAP	SECTOR 1	SECTOR 2	SECTOR 3	LAP TIME	MPH	DIFF	TIME OF DAY
1 -		53.518	27.984	2:09.879	67.44	16.029	17:32:24.186
2 -	35.363	52.691	27.958	1:56.012	75.50	2.162	17:34:20.198
3 -	35.439	52.387	28.712	1:56.538	75.16	2.688	17:36:16.736
4 -	35.809	57.775	29.521	2:03.105	71.15	9.255	17:38:19.841
5 -	37.055	1:53.801	45.097	3:15.953	44.70	1:22.103	17:41:35.794
6 -	45.530	54.737	30.538	2:10.805	66.96	16.955	17:43:46.599
7 -	35.326	51.352	27.247	1:53.925 (3)	76.89	0.075	17:45:40.524
8 -	35.651	51.147	27.060	1:53.858 (2)	76.93	0.008	17:47:34.382
9 -	35.931	50.888	27.295	1:54.114	76.76	0.264	17:49:28.496
10 -	35.105	50.974	27.771	1:53.850 (1)	76.94		17:51:22.346

Miata Trophy Championship

RACE 16 - SECTOR ANALYSIS



SECTOR 1 = FL to I1, SECTOR 2 = I1 to I2, SECTOR 3 = I2 to FL, DIFF = Difference To Personal Best Lap, P = Crossed Finish Line in Pit Lane, D = Time Disallowed

P25 29 NC		Duncan HARRIS		Boreham Motorsport #29			
IDEAL LAP TIME : 1:52.385		BEST LAP TIME : 1:52.645		DIFFERENCE : 0.260			
LAP	SECTOR 1	SECTOR 2	SECTOR 3	LAP TIME	MPH	DIFF	TIME OF DAY
1 -		54.396	27.511	2:10.587	67.08	17.942	17:32:24.894
2 -	35.715	53.135	27.279	1:56.129	75.43	3.484	17:34:21.023
3 -	35.468	52.355	28.521	1:56.344	75.29	3.699	17:36:17.367
4 -	35.888	57.692	29.390	2:02.970	71.23	10.325	17:38:20.337
5 -	37.032	1:54.471	44.765	3:16.268	44.63	1:23.623	17:41:36.605
6 -	45.288	54.882	30.101	2:10.271	67.24	17.626	17:43:46.876
7 -	36.331	52.534	27.163	1:56.028	75.49	3.383	17:45:42.904
8 -	34.778	50.550	27.317	1:52.645 (1)	77.76		17:47:35.549
9 -	35.197	51.563	27.253	1:54.013 (3)	76.83	1.368	17:49:29.562
10 -	34.672	51.004	27.584	1:53.260 (2)	77.34	0.615	17:51:22.822

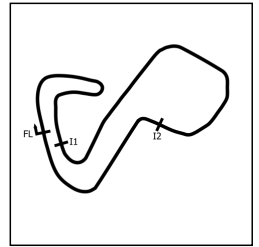
P26 25 NC		Rich COOPER		RC Graphix Racing			
IDEAL LAP TIME : 1:53.081		BEST LAP TIME : 1:53.418		DIFFERENCE : 0.337			
LAP	SECTOR 1	SECTOR 2	SECTOR 3	LAP TIME	MPH	DIFF	TIME OF DAY
1 -		54.258	27.928	2:11.660	66.53	18.242	17:32:25.967
2 -	35.849	52.562	27.413	1:55.824	75.63	2.406	17:34:21.791
3 -	35.817	52.083	28.399	1:56.299	75.32	2.881	17:36:18.090
4 -	36.851	57.723	29.709	2:04.283	70.48	10.865	17:38:22.373
5 -	37.494	1:54.253	44.259	3:16.006	44.69	1:22.588	17:41:38.379
6 -	45.313	54.558	29.704	2:09.575	67.60	16.157	17:43:47.954
7 -	35.942	52.477	27.458	1:55.877	75.59	2.459	17:45:43.831
8 -	35.675	51.820	27.455	1:54.950 (3)	76.20	1.532	17:47:38.781
9 -	35.194	50.879	27.451	1:53.524 (2)	77.16	0.106	17:49:32.305
10 -	35.531	50.859	27.028	1:53.418 (1)	77.23		17:51:25.723

P27 94 NA		Liam COCHRANE		Turner Property Services Racing			
IDEAL LAP TIME : 1:53.838		BEST LAP TIME : 1:53.838		DIFFERENCE : 0.000			
LAP	SECTOR 1	SECTOR 2	SECTOR 3	LAP TIME	MPH	DIFF	TIME OF DAY
1 -		53.584	28.119	2:10.273	67.24	16.435	17:32:24.580
2 -	35.631	52.947	27.562	1:56.140	75.42	2.302	17:34:20.720
3 -	35.604	52.951	28.615	1:57.170	74.76	3.332	17:36:17.890
4 -	36.239	57.916	29.944	2:04.099	70.58	10.261	17:38:21.989
5 -	37.272	1:53.576	44.569	3:15.417	44.82	1:21.579	17:41:37.406
6 -	45.578	54.372	29.685	2:09.635	67.57	15.797	17:43:47.041
7 -	36.545	52.401	27.686	1:56.632	75.10	2.794	17:45:43.673
8 -	35.409	52.559	27.769	1:55.737 (2)	75.68	1.899	17:47:39.410
9 -	35.383	50.963	27.492	1:53.838 (1)	76.95		17:49:33.248
10 -	35.878	51.579	28.433	1:55.890 (3)	75.58	2.052	17:51:29.138

P28 14 NA		Gary PADDOCK		Misty Racing.			
IDEAL LAP TIME : 1:57.520		BEST LAP TIME : 1:57.665		DIFFERENCE : 0.145			
LAP	SECTOR 1	SECTOR 2	SECTOR 3	LAP TIME	MPH	DIFF	TIME OF DAY
1 -		54.500	28.124	2:12.415	66.15	14.750	17:32:26.722
2 -	36.368	54.288	28.738	1:59.394	73.36	1.729	17:34:26.116
3 -	36.586	54.438	29.375	2:00.399	72.75	2.734	17:36:26.515
4 -	37.178	58.044	30.991	2:06.213	69.40	8.548	17:38:32.728
5 -	38.890	1:43.758	44.051	3:06.699	46.91	1:09.034	17:41:39.427
6 -	46.079	54.909	28.175	2:09.163	67.82	11.498	17:43:48.590
7 -	35.870	53.526	28.269	1:57.665 (1)	74.44		17:45:46.255
8 -	36.389	53.809	28.397	1:58.595 (3)	73.86	0.930	17:47:44.850
9 -	36.405	53.876	28.258	1:58.539 (2)	73.89	0.874	17:49:43.389
10 -	36.209	53.623	28.872	1:58.704	73.79	1.039	17:51:42.093

Miata Trophy Championship

RACE 16 - SECTOR ANALYSIS



SECTOR 1 = FL to I1, SECTOR 2 = I1 to I2, SECTOR 3 = I2 to FL, DIFF = Difference To Personal Best Lap, P = Crossed Finish Line in Pit Lane, D = Time Disallowed

P29 73 NC Daniel PARRANS-SMITH		Boreham Motorsport					
IDEAL LAP TIME : 1:46.912		BEST LAP TIME : 1:47.363		DIFFERENCE : 0.451			
LAP	SECTOR 1	SECTOR 2	SECTOR 3	LAP TIME	MPH	DIFF	TIME OF DAY
1 -		48.721	26.477	1:56.938	74.91	9.575	17:32:11.245
2 -	33.554	48.298	26.093	1:47.945	81.15	0.582	17:33:59.190
3 -	33.504	47.948	25.920	1:47.372 (2)	81.58	0.009	17:35:46.562
4 -	33.546	52.530	35.939	2:02.015	71.79	14.652	17:37:48.577
5 -	39.652	1:54.946	57.986	3:32.584	41.20	1:45.221	17:41:21.161
6 -	41.752	59.333	29.273	2:10.358	67.19	22.995	17:43:31.519
7 -	33.350	47.929	26.084	1:47.363 (1)	81.59		17:45:18.882
8 -	33.648	47.840	26.315	1:47.803	81.25	0.440	17:47:06.685
9 -	33.539	48.176	25.722	1:47.437 (3)	81.53	0.074	17:48:54.122

P30 18 NC Aimee WATTS		Patrick Watts racing					
IDEAL LAP TIME : 1:49.592		BEST LAP TIME : 1:50.250		DIFFERENCE : 0.658			
LAP	SECTOR 1	SECTOR 2	SECTOR 3	LAP TIME	MPH	DIFF	TIME OF DAY
1 -		49.916	27.299	2:01.973 (2)	71.81	11.723	17:32:16.280
2 -	34.848	48.660	26.742	1:50.250 (1)	79.45		17:34:06.530

Miata Trophy Championship

RACE 16 - BEST SECTORS

SECTOR 1			SECTOR 2			SECTOR 3			IDEAL / BEST COMPARISON						
POS	NO	NAME	TIME	NO	NAME	TIME	NO	NAME	TIME	POS	NO	NAME	IDEAL	BEST	DIFF
												PERFECT LAP	1:45.880		
1	8	HILLS	33.153	12	LEE	47.321	5	LANGRIDGE	25.406	1	8	HILLS	1:46.007	1:46.100	0.093
2	82	KNIBBS	33.256	8	HILLS	47.343	12	LEE	25.463	2	5	LANGRIDGE	1:46.095	1:46.147	0.052
3	17	MORRIS	33.260	5	LANGRIDGE	47.347	17	MORRIS	25.474	3	12	LEE	1:46.113	1:46.223	0.110
4	12	LEE	33.329	17	MORRIS	47.417	82	KNIBBS	25.493	4	17	MORRIS	1:46.151	1:46.384	0.233
5	5	LANGRIDGE	33.342	82	KNIBBS	47.484	8	HILLS	25.511	5	82	KNIBBS	1:46.233	1:46.299	0.066
6	72	KITE	33.349	72	KITE	47.783	72	KITE	25.714	6	72	KITE	1:46.846	1:46.917	0.071
7	73	PARRANS-SMITH	33.350	73	PARRANS-SMITH	47.840	73	PARRANS-SMITH	25.722	7	73	PARRANS-SMITH	1:46.912	1:47.363	0.451
8	7	MILLER	33.474	7	MILLER	47.926	88	LUNDY	25.773	8	7	MILLER	1:47.265	1:47.265	0.000
9	55	FLEET	33.617	55	FLEET	48.353	7	MILLER	25.865	9	55	FLEET	1:48.065	1:48.072	0.007
10	3	DAVY-MARTIN	33.631	88	LUNDY	48.611	95	KALSI	25.924	10	88	LUNDY	1:48.088	1:48.860	0.772
11	88	LUNDY	33.704	18	WATTS	48.660	3	DAVY-MARTIN	25.973	11	3	DAVY-MARTIN	1:48.284	1:49.318	1.034
12	444	COOMBS	33.797	26	FLETCHER	48.678	4	STOTT	26.000	12	95	KALSI	1:48.861	1:49.683	0.822
13	95	KALSI	33.833	3	DAVY-MARTIN	48.680	69	TILEY	26.017	13	4	STOTT	1:48.888	1:49.252	0.364
14	70	BROOKE	33.925	444	COOMBS	48.752	70	BROOKE	26.084	14	444	COOMBS	1:48.904	1:49.655	0.751
15	4	STOTT	33.974	4	STOTT	48.914	55	FLEET	26.095	15	70	BROOKE	1:48.943	1:49.128	0.185
16	69	TILEY	33.979	70	BROOKE	48.934	26	FLETCHER	26.115	16	26	FLETCHER	1:48.970	1:49.188	0.218
17	26	FLETCHER	34.177	95	KALSI	49.104	11	WARRICK	26.293	17	69	TILEY	1:49.217	1:50.428	1.211
18	18	WATTS	34.190	131	MERRITT	49.142	131	MERRITT	26.346	18	18	WATTS	1:49.592	1:50.250	0.658
19	66	HARGRAVES	34.402	69	TILEY	49.221	444	COOMBS	26.355	19	11	WARRICK	1:50.358	1:50.802	0.444
20	40	WORLEY	34.577	11	WARRICK	49.415	66	HARGRAVES	26.471	20	131	MERRITT	1:50.454	1:51.029	0.575
21	11	WARRICK	34.650	66	HARGRAVES	49.879	40	WORLEY	26.492	21	66	HARGRAVES	1:50.752	1:50.889	0.137
22	29	HARRIS	34.672	40	WORLEY	50.024	18	WATTS	26.742	22	40	WORLEY	1:51.093	1:51.182	0.089
23	77	FODEN	34.793	77	FODEN	50.045	48	ALLEN	26.943	23	77	FODEN	1:51.847	1:51.974	0.127
24	131	MERRITT	34.966	29	HARRIS	50.550	77	FODEN	27.009	24	29	HARRIS	1:52.385	1:52.645	0.260
25	19	WALTON	35.105	48	ALLEN	50.664	25	COOPER	27.028	25	19	WALTON	1:53.053	1:53.850	0.797
26	25	COOPER	35.194	25	COOPER	50.859	121	SMITH	27.054	26	25	COOPER	1:53.081	1:53.418	0.337
27	121	SMITH	35.311	19	WALTON	50.888	19	WALTON	27.060	27	121	SMITH	1:53.339	1:53.386	0.047
28	94	COCHRANE	35.383	94	COCHRANE	50.963	29	HARRIS	27.163	28	48	ALLEN	1:53.360	1:53.560	0.200
29	48	ALLEN	35.753	121	SMITH	50.974	94	COCHRANE	27.492	29	94	COCHRANE	1:53.838	1:53.838	0.000
30	14	PADDOCK	35.870	14	PADDOCK	53.526	14	PADDOCK	28.124	30	14	PADDOCK	1:57.520	1:57.665	0.145

Miata Trophy Championship

RACE 16 - STATISTICS

Competitors Started 30
Planned Start 2023-04-30 @ 17:15:00.000
Actual Start 2023-04-30 @ 17:30:14.307
Finish Time 2023-04-30 @ 17:50:33.255
Track Length 2.4332mi.
Total Laps 291
Total Distance Covered 708.0872mi.

Session Fastest Lap History

NO	CL	NAME	LAP TIME	TIME OF DAY	LAP	VEHICLE
8	NC	Aidan HILLS	1:52.798	17:32:07.117	1	Hills Motorsport
8	NC	Aidan HILLS	1:46.617	17:33:53.735	2	Hills Motorsport
8	NC	Aidan HILLS	1:46.233	17:35:39.969	3	Hills Motorsport
8	NC	Aidan HILLS	1:46.164	17:45:15.343	7	Hills Motorsport
5	NC	John LANGRIDGE	1:46.147	17:45:16.323	7	Miller Motorsport
8	NC	Aidan HILLS	1:46.100	17:47:01.443	8	Hills Motorsport

Session Leader History

NO	CL	NAME	FROM LAP	LAPS LED	DISTANCE	VEHICLE
8	NC	Aidan HILLS	1	10	24.33 miles	Hills Motorsport

Flag History

TYPE	TIME OF DAY
GREEN	17:30:14.307
SAFETY	17:36:40.035
GREEN	17:43:24.933
FINISH	17:50:33.255

Flag Statistics

TYPE	COUNT	TOTAL LAPS	TOTAL TIME
Green	2	8	16:25.236
Red	0	0	0.000
Safety Car	1	2	6:44.898
FCY	0	0	0.000

Miata Trophy Championship

RACE 16 - STATISTICS

CLASS : NC

27 Starters

Fastest Lap History

NO	NAME	LAP TIME	TIME OF DAY	LAP	VEHICLE
8	Aidan HILLS	1:52.798	17:32:07.117	1	Hills Motorsport
8	Aidan HILLS	1:46.617	17:33:53.735	2	Hills Motorsport
8	Aidan HILLS	1:46.233	17:35:39.969	3	Hills Motorsport
8	Aidan HILLS	1:46.164	17:45:15.343	7	Hills Motorsport
5	John LANGRIDGE	1:46.147	17:45:16.323	7	Miller Motorsport
8	Aidan HILLS	1:46.100	17:47:01.443	8	Hills Motorsport

Leader History

NO	NAME	FROM LAP	LAPS LED	DISTANCE	VEHICLE
8	Aidan HILLS	1	10	24.33 miles	Hills Motorsport

Miata Trophy Championship

RACE 16 - STATISTICS

CLASS : NA

3 Starters

Fastest Lap History

NO	NAME	LAP TIME	TIME OF DAY	LAP	VEHICLE
77	Steve FODEN	2:06.855	17:32:21.173	1	CRS
77	Steve FODEN	1:53.718	17:34:14.892	2	CRS
77	Steve FODEN	1:53.360	17:36:08.252	3	CRS
77	Steve FODEN	1:51.974	17:45:33.281	7	CRS

Leader History

NO	NAME	FROM LAP	LAPS LED	DISTANCE	VEHICLE
77	Steve FODEN	1	10	24.33 miles	CRS